

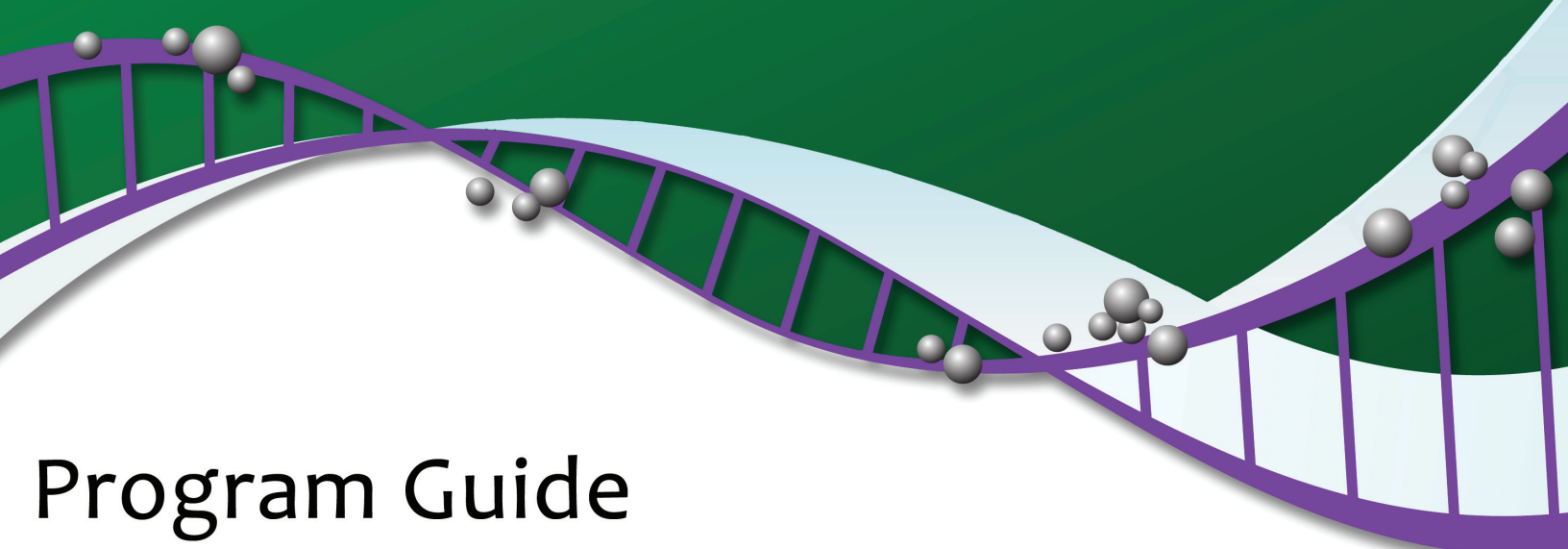


The Genetics Society of America Conferences



March 7-11, 2012
Chicago, IL

Drosophila Genetics



Program Guide



BestGene Inc.
www.thebestgene.com

2918 Rustic Bridge,
Chino Hills, CA 91709

Phone: +1-888-821-9155
Fax: +1-888-822-8445



BESTGENE INC

Drosophila Embryo Injection Services

- **The cheapest price for the best service! Starting from \$200 per injection.**
- **User friendly system! Real time tracking of service progress online.**
- **Inject 200+ embryos per service.**
- **Deliver transformed and/or balanced flies. We do the crosses!**
- **One shipping & handling charge per order! No matter how many services purchased.**
- **Both w^{1118} , yw or your own strain for P-element transformation.**
- **PhiC31 integrase-mediated site-specific transgenesis - *the broadest selection of attP sites***
- **Screen for w^+ , y^+ and/or **GFP/RFP****
- **Over **25,000** constructs were successfully injected and transformants delivered!**



The Genetics Society of America Conferences



March 7-11, 2012
Chicago, IL

Meeting Organizers

Celeste Berg
Steve Crews

Erika Matunis
Kevin White

Drosophila Board of Directors

Officers

President
President-Elect
Past-President
Past-President
Past-President & Elections Chair
Treasurer

Elizabeth Gavis
Michael O'Connor
Denise Montell
Carl Thummel
Terry Orr-Weaver
Pam Geyer

Regional Representatives

Canada	Helen McNeil
Great Lakes	Helen Salz
Northwest	Leo Pallanck
Southeast	Steve Crews
California	Michelle Arbeitman
Heartland	Janice Fischer
New England	Eric Baehrecke
Mid-Atlantic	Nancy Bonini
Midwest	Tom Neufeld

International Representatives

Australia/Oceania	Helena Richardson
Asia	Henry Sun
Europe	Michael Boutros
Latin America	Juan Riesgo-Escovar

**Primary Undergraduate Institution
Representative**

Karen Hales

Sponsored by:

The Genetics Society of America
9650 Rockville Pike, Bethesda, Maryland 20814-3998
Telephone: (301) 634-7300 • Fax: (301) 634-7079
E-mail: society@genetics-gsa.org • Web site: genetics-gsa.org



Table of Contents

Schedule of Events.....	4
Sheraton Chicago Hotel & Towers Map.....	12
General Information.....	14
Education Opportunities	17
Awards	
Larry Sandler Memorial Lecture	18
The Victoria Finnerty Memorial Fund for Undergraduate Travel Award	18
The DeLill Nasser Award for Professional Development in Genetics	19
Poster Award Competition	19
Exhibits & Sponsors	20
Posters and Exhibit Map.....	24
Opening General Session and Plenary Sessions	25
Workshops	27
Concurrent Platform Sessions.....	30
Poster Sessions.....	44
Speaker and Author Index	82
Keyword Index.....	104
Flybase Genetic Index to Abstracts	111

Future Meeting Dates

2013	2015	2017
April 3-7	March 4-8	Dates TBD
Washington, DC	Chicago, IL	San Diego, CA
2014	2016	
March 26-30	March 2-6	
San Diego, CA	Philadelphia, PA	

View the Schedule of Events
on your Mobile Device

m.dros-conf.org



To use the above QR code: Go to your app store or you can go to www.mobile-barcodes.com to find the QR code reader for your mobile phone. Click on the reader to get further instructions and a quick link to download the application. Install the application on your device.

Schedule of Events

WEDNESDAY, March 7

12:00 noon - 6:00 pm	Ecdysone Workshop	Chicago 9/10 Level 4
3:00 pm - 6:00 pm	Drosophila Board of Directors Meeting	Chicago 8 Level 4
3:00 pm - 6:30 pm	Speaker Ready Room <i>All speakers must upload their presentations the day before their session and check in at the Speaker Ready Room</i>	Columbus A Level 3
3:30 pm - 9:00 pm	Registration and Book/T-Shirt Pickup Open	Sheraton/Chicago Ballroom Promenade Level 4
5:00 pm - 12:00 am	Posters Open	River Exhibit Hall Level 1
5:00 pm - 7:00 pm	GSA Education Special Interest Group Mixer <i>Open to PIs (only) by invitation</i>	Missouri Level 2
7:00 pm - 9:00 pm	Opening General Session <i>Moderators: Celeste Burg, University of Washington, Seattle; and Steve Crews, University of North Carolina, Chapel Hill</i>	Sheraton/Chicago Center Level 4
7:00 pm	Welcome and Opening Remarks Celeste Berg, University of Washington, Seattle	
7:15 pm	GSA Update/Awards Adam Fagen, Genetics Society of America, Bethesda, Maryland	
7:25 pm	Larry Sandler Award Presentation Richard Mann, Columbia University, New York	
7:30 pm	Larry Sandler Lecture	
8:00 pm	Future Advances in Drosophila Research Featuring Hugo Bellen, Ross Cagan, Dan Kiehart and Trudy Mackay Steve Crews, Moderator, University of North Carolina, Chapel Hill	
9:00 pm - 11:00 pm	Mixer/Reception <i>Sponsored by the journals GENETICS and G3: Genes Genomes Genetics</i>	Sheraton 1-3 and Promenade Level 4

Schedule of Events

THURSDAY, March 8

1:00 am - 12:00 am	Posters Open <i>Posters Open for Viewing 24 Hours</i>	River Exhibit Hall Level 1
7:00 am - 3:00 pm	Speaker Ready Room <i>All speakers must upload their presentations the day before their session and check in at the Speaker Ready Room</i>	Columbus A Level 3
7:15 am - 8:30 am	Continental Breakfast	Sheraton/Chicago Ballroom Promenade Level 4
8:00 am - 5:00 pm	Registration and Book/T-Shirt Pickup Open	Sheraton/Chicago Ballroom Promenade Level 4
8:30 am - 12:00 noon	Plenary Session <i>Moderator: Kevin White, University of Chicago, Illinois</i>	Sheraton/Chicago Center Level 4
8:30 am	Image Award Presentation Ross Cagan, Mt Sinai School of Medicine, New York	
8:35 am	Regulation of energy metabolism in <i>Drosophila</i> Carl S. Thummel, Dept of Human Genetics, Univ Utah School of Med, Salt Lake City, UT	
9:05 am	Behavioral and anatomical analysis of the neural circuits that drive fly grooming Julie H. Simpson, HHMI, Janelia Farm Res Campus, Ashburn, VA	
9:35 am	News from the Niche Stephen DiNardo, Dept Cell & Developmental Biol, Perelman Sch Medicine; Institute for Regenerative Medicine, Univ. Pennsylvania, Philadelphia, PA	
10:05 am	GSA Journals - Get Published R. Scott Hawley, Stowers Institute, Kansas City, MO	
10:10 am	Break	
10:30 am	Lipoproteins in human and <i>Drosophila</i> Hedgehog signaling Suzanne Eaton, The Max Planck Institute of Molecular Cell Biology and Genetics, Germany	
11:00 am	3D video tracking of <i>Drosophila</i> behavior and GFP expression and predictive biomarkers of aging John Tower, Molecular and Computational Biology Program, University of Southern California, Los Angeles, CA	
11:30 am	The Neurobiology of Monarch Butterfly Migration Steven Reppert, UMass Medical School, Worcester, MA	
8:30 am - 12:30 pm	The Genetics Conference Experience <i>by invitation</i>	Mississippi Level 2

Schedule of Events

10:00 am - 5:00 pm	FlyMine Demonstrations <i>Presentations</i> 1:30 pm - 1:50 pm: <i>FlyMine</i> 2:40 pm - 2:55 pm: <i>modENCODE</i> 3:00 pm - 3:15 pm: <i>FlyExpress</i> 4:25 pm - 4:45 pm: <i>FlyMine</i> 4:45 pm - 5:00 pm: <i>modENCODE</i>	Arkansas Level 2
10:10 am - 10:30 am	Refreshment Break	Sheraton/Chicago Ballroom Promenade Level 4
12:45 pm - 2:00 pm	GSA Career Luncheon <i>Advance registration/additional fee required</i>	Chicago 10 Level 4
1:00 pm - 5:00 pm	FlyBase Demo Room Open for Tutorials & Discussions <i>Presentations:</i> 2:00-2:15 pm: <i>How High-Throughput Data are Informing Gene Models</i> 2:20-2:35 pm: <i>Using the New Quick Search</i>	Mayfair Level 2
2:00 pm - 4:00 pm	Exhibits Open & Poster Presentations 2:00 pm-3:00 pm <i>Even-Numbered Poster Authors</i> 3:00 pm-4:00 pm <i>Odd-Numbered Poster Authors</i> <i>Poster Viewing Open 24 Hours</i>	River Exhibit Hall Level 1
4:30 pm - 6:30 pm	Concurrent Platform Session Cell Biology and Cytoskeleton Immunity and Pathogenesis Drosophila Models of Human Disease	Sheraton 4/5 Level 4 Chicago 6/7 Level 4 Chicago 8-10 Level 4
6:30 pm - 8:00 pm	Undergraduate Student Mixer	Missouri Level 2
8:00 pm - 11:00 pm	Exhibits Open & Poster Viewing Cash Bar <i>Posters Open for Viewing 24 Hours</i>	River Exhibit Hall Level 1

Schedule of Events

FRIDAY, March 9

1:00 am - 12:00 am	Posters Open <i>Posters Open for Viewing 24 Hours</i>	River Exhibit Hall Level 1
7:00 am - 3:00 pm	Speaker Ready Room <i>All speakers must upload their presentations the day before their session and check in at the Speaker Ready Room</i>	Columbus A Level 3
7:00 am - 8:30 am	Publishers Breakfast <i>Advance registration/additional fee required</i>	Sheraton 1 Level 4
8:30 am - 5:00 pm	Registration and Book/T-Shirt Pickup Open	Sheraton/Chicago Ballroom Promenade Level 4
8:30 am - 10:15 am	Concurrent Platform Session	
	Regulation of Gene Expression I	Sheraton 4/5 Level 4
	Neural Development	Chicago 6/7 Level 4
	Stem Cells	Chicago 8-10 Level 4
10:00 am - 5:00 pm	FlyMine Demonstrations <i>Presentations</i> <i>1:30 pm - 1:50 pm: FlyMine</i> <i>2:40 pm - 2:55 pm: modENCODE</i> <i>3:00 pm - 3:15 pm: FlyExpress</i> <i>4:25 pm - 4:45 pm: FlyMine</i>	Arkansas Level 2
10:15 am - 10:45 am	Refreshment Break	Sheraton/Chicago Ballroom Promenade Level 4
10:45 am - 12:30 pm	Concurrent Platform Session	
	Regulation of Gene Expression II	Sheraton 4/5 Level 4
	Neurophysiology and Behavior	Chicago 6/7 Level 4
	Cell Cycle and Cell Death	Chicago 8-10 Level 4
12:30 pm - 2:00 pm	GSA Advocacy Lunch <i>Advance registration/additional fee required</i>	Ontario Level 2

Schedule of Events

1:00 pm - 6:00 pm	FlyBase Demo Room Open for Tutorials & Discussions <i>Presentations:</i> <i>3:45-4:00 pm:</i> <i>How High-Throughput Data are Informing Gene Models</i> <i>4:05-4:20 pm:</i> <i>Using the New Quick Search</i>	Mayfair Level 2
1:45 pm - 4:15 pm	Undergrad Researcher Workshop Organizers: Karen Hales, Davidson College and Beth Ruedi, GSA	Sheraton 3 Level 4
1:45 pm - 3:45 pm	Concurrent Workshops Organelles in the Drosophila Ovary <i>Organizers:</i> Ji-Long Liu, Oxford University; and Lynn Cooley, Yale University	Sheraton 1 Level 4
	Apoptosis, Autophagy and Other Cell Death Mechanisms <i>Organizers:</i> Andreas Bergmann, University of Massachusetts Medical School; and Michael Brodsky, University of Massachusetts Medical School	Sheraton 2 Level 4
	Chromosome Pairing and Dynamics in Meiotic and Somatic Cells <i>Organizers:</i> Giovanni Bosco, University of Arizona; and Sharon Bickel, Dartmouth College	Chicago 8-10 Level 4
2:00 pm - 4:00 pm	Dedicated Exhibit Time	River Exhibit Hall Level 1
4:30 pm - 6:30 pm	Concurrent Platform Session Physiology and Aging Chromatin and Epigenetics Pattern Formation	Sheraton 4/5 Level 4 Chicago 6/7 Level 4 Chicago 8-10 Level 4
8:00 pm - 11:00 pm	Exhibits Open & Poster Presentations <i>8:00 pm-9:00 pm "C" Poster Authors</i> <i>9:00 pm-10:00 pm "B" Poster Authors</i> <i>10:00 pm-11:00 pm "A" Poster Authors</i> Cash Bar	River Exhibit Hall Level 1

Schedule of Events

SATURDAY, March 10

1:00 am - 10:00 pm	Posters Open <i>Posters Open for Viewing 24 Hours</i>	River Exhibit Hall Level 1
7:00 am - 3:00 pm	Speaker Ready Room <i>All speakers must upload their presentations the day before their session and check in at the Speaker Ready Room</i>	Columbus A Level 3
8:30 am - 3:00 pm	Registration and Book/T-Shirt Pickup Open	Sheraton/Chicago Ballroom Promenade Level 4
8:30 am - 10:15 am	Concurrent Platform Session	
	RNA Biology	Sheraton 4/5 Level 4
	Cell Biology and Signal Transduction I	Chicago 6/7 Level 4
	Evolution and Quantitative Genetics I	Chicago 8-10 Level 4
10:00 am - 5:00 pm	FlyMine Demonstrations <i>Presentations</i> <i>1:30 pm - 1:50 pm: FlyMine</i> <i>2:40 pm - 2:55 pm: modENCODE</i> <i>3:00 pm - 3:15 pm: FlyExpress</i> <i>4:25 pm - 4:45 pm: FlyMine</i>	Arkansas Level 2
10:15 am - 10:45 am	Refreshment Break	Sheraton/Chicago Ballroom Promenade Level 4
10:45 am - 12:30 pm	Concurrent Platform Session	
	Systems and Quantitative Biology	Sheraton 4/5 Level 4
	Cell Biology and Signal Transduction II	Chicago 6/7 Level 4
	Evolution and Quantitative Genetics II	Chicago 8-10 Level 4
1:30 pm - 3:30 pm	Exhibits Open & Poster Presentations <i>1:30 pm-2:30 pm Odd-Numbered Poster Authors</i> <i>2:30 pm-3:30 pm Even-Numbered Poster</i>	River Exhibit Hall Level 1

Schedule of Events

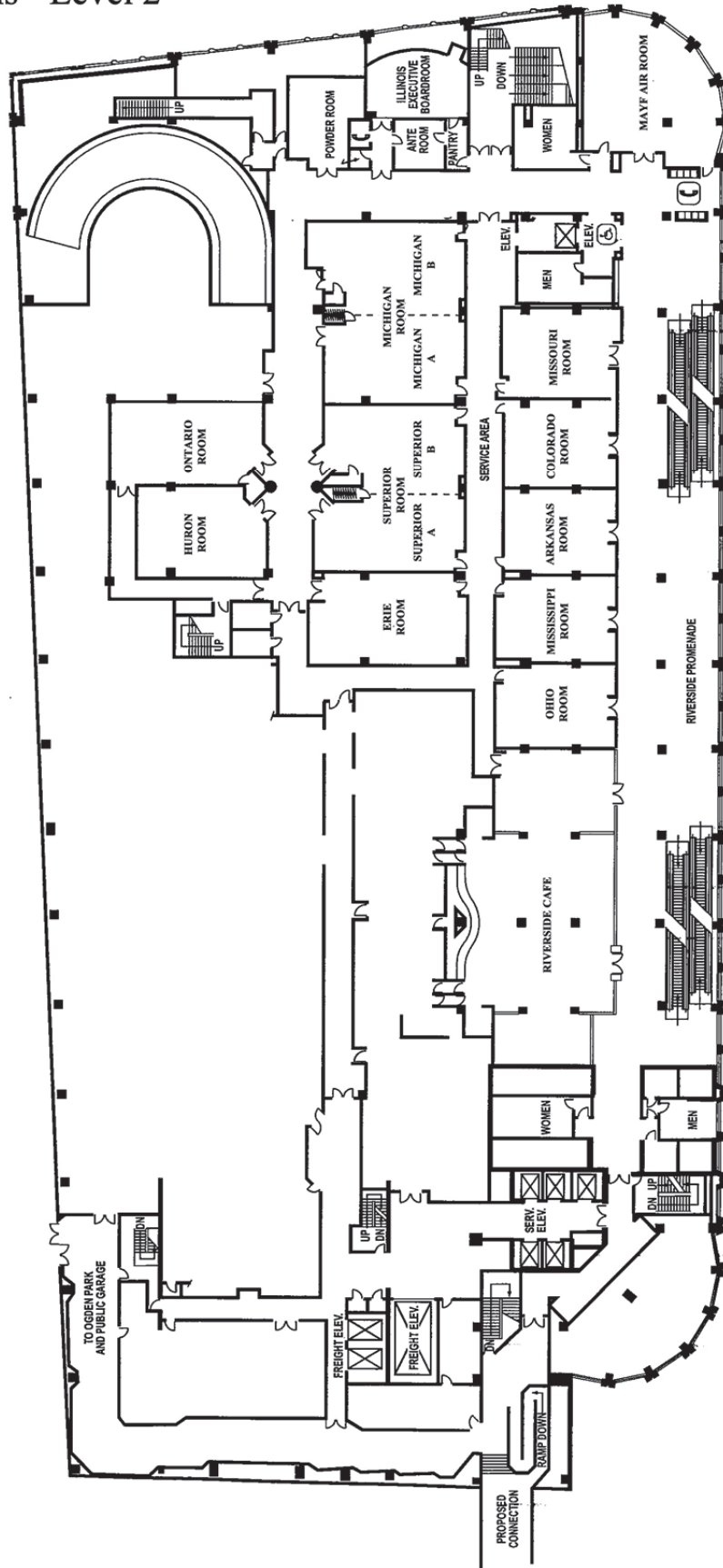
4:00 pm - 6:00 pm	Concurrent Platform Session	
	Techniques and Functional Genomics	Sheraton 4/5 Level 4
	Cell Division and Growth Control	Chicago 6/7 Level 4
	Gametogenesis and Organogenesis	Chicago 8-10 Level 4
6:45 pm - 8:45 pm	Concurrent Workshops	
	Everything You Ever Wanted to Know About Sex <i>Organizers:</i> Artyom Kopp, University of California - Davis; Michelle Arbeitman, University of Southern California; Mark Siegal, New York University; and Mark Van Doren, John Hopkins University	Sheraton 3 Level 4
	Drosophila Research and Pedagogy at Primarily Undergraduate Institutions (PUI) <i>Organizers:</i> Justin DiAngelo, Hofstra University; Jason Duncan, Willamette University; and Hemlata Mistry, Widener University, Chester, Pennsylvania	Sheraton 2 Level 4
	modENCODE <i>Organizers:</i> Susan Celniker, Lawrence Berkeley National Laboratory; and Kevin White, University of Chicago	Chicago 8-10 Level 4
7:00 pm - 10:00 pm	Exhibits Open & Poster Viewing <i>Posters Open for Viewing 24 Hours</i>	River Exhibit Hall Level 1

Schedule of Events

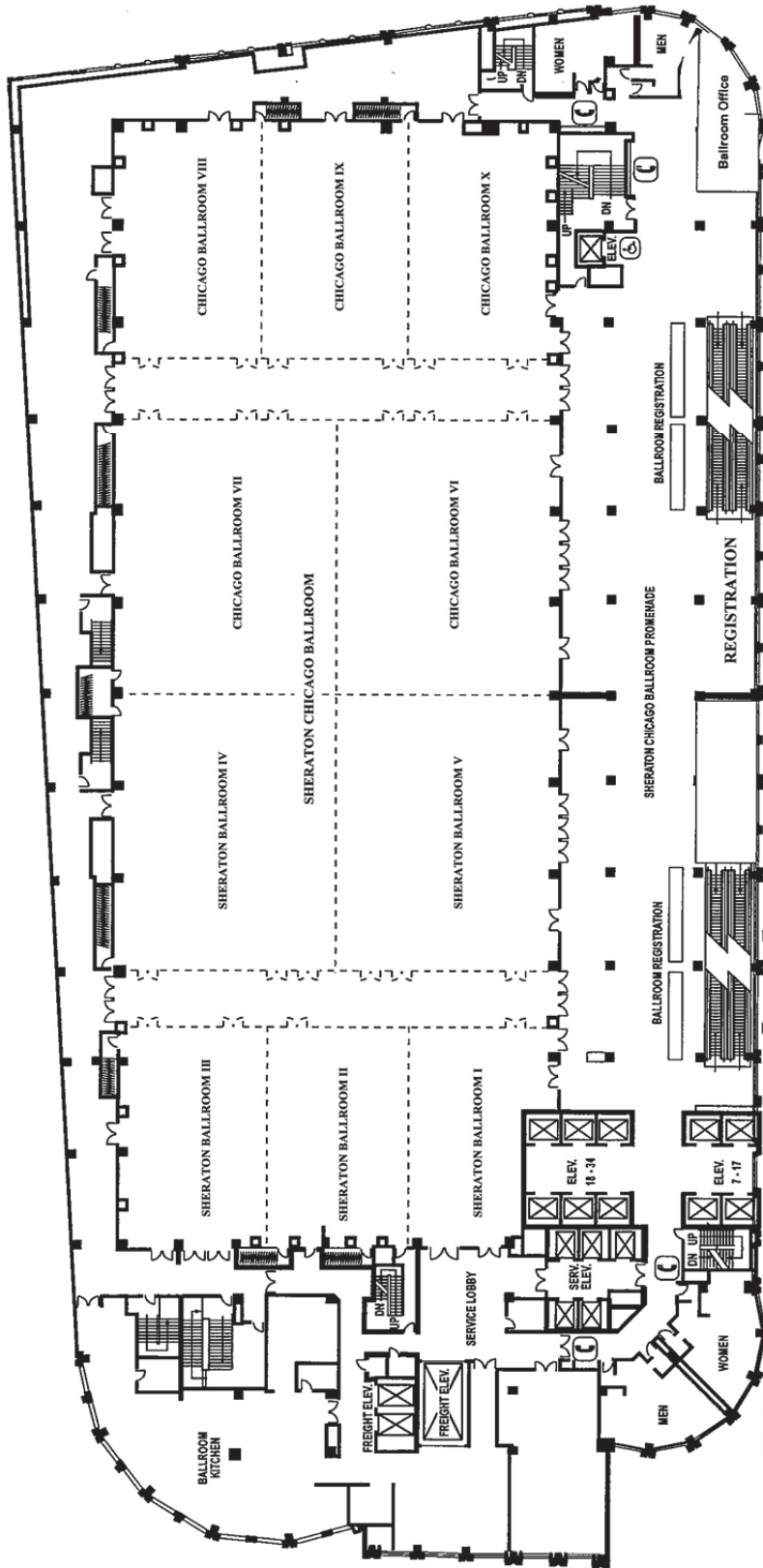
SUNDAY, March 11

- 8:30 am - 12:15 pm** **Plenary Session** **Sheraton/Chicago Center Level 4**
Moderator: Erika Matunis, Johns Hopkins University, Baltimore
- 8:30 am** **Poster Award Presentation**
Erika Matunis, Johns Hopkins University, Baltimore, Maryland
- 8:35 am** **Oogenesis - where physiology and development meet**
Denise J. Montell, Dept Biological Chemistry, Center for Cell Dynamics, Johns Hopkins Sch Med, Baltimore, MD
- 9:05 am** **Evolution and Phenotypic Effects of New Genes in *Drosophila***
Manyuan Long, Dept Ecology & Evolution, Univ Chicago, Chicago, IL
- 9:35 am** **PIPs control cell morphogenesis in *Drosophila***
Julie A. Brill, Cell Biology Program, The Hospital for Sick Children, Toronto, ON
- 10:05 am** **Break**
- 10:30 am** **Spindle orientation in neural stem cells**
Chris Q. Doe, Inst Neuroscience, Univ Oregon, Eugene, OR
- 11:00 am** **Deciphering the *cis*-regulatory code**
Eileen E. Furlong, Genome Biology, EMBL, Heidelberg, Germany
- 11:30 am** **A mechanism of morphogen protein dispersion mediated at points of direct contact**
Thomas B. Kornberg, Cardiovascular Research Institute, University of California, San Francisco, CA

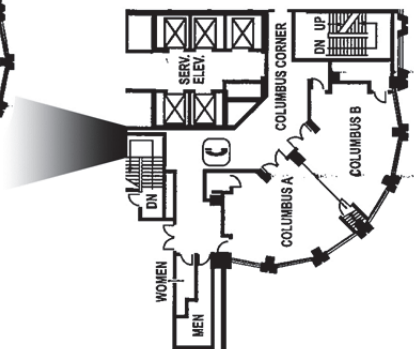
Meeting Rooms - Level 2



Ballrooms - Level 4



Speaker Ready Room - Level 3



General Information

Badges

Badges are **required** for admission to all sessions, the opening mixer, and the posters and exhibits in the Exhibit Hall. Security officers will not allow individuals without badges to enter the Exhibit Hall. If you lose your badge, a replacement may be requested at the Registration and Information Counters during posted registration hours. Badges may not be used by anyone other than the registered attendee. Each attendee must have his/her own badge.

Employment Opportunities/Seeking Employment Notices – Convention Registration Desk

Individuals and institutions offering or seeking employment may post notices and résumés on the "Employment Opportunities" bulletin boards set up near the Registration and Information Counters on the lobby level at the Convention Registration Desk. Be sure to stop by the Convention Registration Desk and ask about the new Career Center now online at www.genetics-gsa.org.

FlyBase Demonstrations – Mayfair Room, Level 2

FlyBase invites all Conference registrants to come to the demo room to learn how to make the best use of the new FlyBase tools and features for your research and teaching. Throughout the day, other than the scheduled group presentations noted below, FlyBase personnel are available in the demo room for one-on-one tutorials, troubleshooting and discussions. Any thoughts on improvements we can make to FlyBase are gratefully appreciated.

Thursday

1:00pm - 5:00pm Demo room open for tutorials and discussions

Presentations:

2:00pm-2:15pm: "How High-Throughput Data are Informing Gene Models"

2:20pm-2:35pm: "Using the New Quick Search"

Friday

1:00pm - 6:00pm Demo room open for tutorials and discussions

Presentations:

3:45pm-4:00pm: "How High-Throughput Data are Informing Gene Models"

4:05pm-4:20pm: "Using the New Quick Search"

FlyMine Demonstrations – Arkansas, Level 2

FlyMine is an integrated database of genomics and proteomics data for *Drosophila* and other insects. modENCODE (model organism ENCyclopedia Of DNA Elements) is a project designed to identify the sequence-based functional elements in *D. melanogaster* and *C. elegans*. Explore how you can easily run a range of searches across these databases, construct your own data mining searches, upload and analyze your own experimental results and view and download large datasets.

Thursday, 8 March to Saturday, 10 March

10:00 am - 5:00 pm Demo room open for tutorials and discussions

Talks will take place daily, at the following times:

1:30 pm - 1:50 pm FlyExpress

2:40 pm - 2:55 pm FlyMine

3:00 pm - 3:30 pm modENCODE

4:25 pm - 4:40 pm FlyMine

4:45 pm - 5:15 pm modENCODE

General Information

Internet Access – Conference Center

Complimentary high speed internet access is available in the Sheraton Chicago foyer as well as on the Lobby Level of the hotel and in the Sheraton Link on Level 2.

Meals

Please note that **two meals are included in the meeting registration**: the Opening Mixer on Wednesday night (with heavy hors d'oeuvres and a cash bar) and the Continental Breakfast on Thursday morning. All other meals are not included in your conference registration. For all other meals you may choose from options within the hotel or at nearby locations.

Message Boards – Convention Registration Area

Message boards will be located near the Registration and Information Counters.

Parking

Parking is available at the Sheraton Chicago Hotel & Towers at a rate of \$37 per day for self-park and \$51 for 24 hours with in/out privileges.

Photography

Absolutely no photography is allowed in the exhibit hall/poster display areas.

Poster Sessions and Exhibits – Exhibit Hall

All posters will be displayed in the Exhibit Hall. The Hall will be open to Conference registrants on a 24-hour basis beginning at 5:00 pm, Wednesday, March 7, until 10:00 pm, Saturday, March 10. **Security will be posted at the entrance to the Hall and only individuals with official Drosophila Conference registration badges will be admitted.** All attendees are responsible for their own personal items and should not leave things unattended. Guest pass applications may be made at the registration counter during regular registration hours. A cash bar will be available during 8-11 pm sessions on Thursday and Friday.

Exhibit representatives will be in their booths:

Thursday, March 8:	2:00 pm–4:00 pm and 8:00 pm–11:00 pm
Friday, March 9:	2:00 pm–4:00 pm and 8:00 pm–11:00 pm
Saturday, March 10:	1:30 pm–3:30 pm and 7:00 pm–10:00 pm

Authors are expected to be present at their boards according to the following schedule (except as noted):

Thursday, March 8:	2:00 pm–3:00 pm	Even-Numbered Posters
	3:00 pm–4:00 pm	Odd-Numbered Posters
	8:00 pm–11:00 pm	Open poster viewing (Authors not required to be present)
Friday, March 9	2:00 pm–4:00 pm	Open poster viewing (Authors not required to be present)
	8:00 pm–9:00 pm	“C” posters
	9:00 pm–10:00 pm	“B” posters
	10:00 pm–11:00 pm	“A” posters
Saturday, March 10:	1:30 pm–2:30 pm	Odd-Numbered Posters
	2:30 pm–3:30 pm	Even-Numbered Posters
	7:00 pm–10:00 pm	Open poster viewing (Authors not required to be present)

All posters must be removed from poster boards no later than 11:00 pm on Saturday, March 10. After that time, remaining posters will be removed by vendors and may be lost or thrown away. The GSA Administrative Office does not take responsibility for posters that are not removed by 11:00 pm on Saturday.

General Information

Registration, Book and T-Shirt Pickup – Ballroom Foyer

Conference registration and book pickup will be open as follows:

Wednesday, March 7	3:30 pm–9:00 pm
Thursday, March 8	8:00 am–5:00 pm
Friday, March 9	8:30 am–5:00 pm
Saturday, March 10	8:30 am–3:00 pm

Note that attendees must be registered before attending the Opening General Session on Wednesday, March 7, 7:00 pm in order to attend that session.

Those who purchased t-shirts can pick them up at any time during normal registration hours but BEFORE noon on March 10. A limited number of additional t-shirts have been ordered and will be available for sale onsite.

Speaker Ready Room – Columbus B, Level 3

All Speakers are required to load and check their presentation at least four hours (preferably the day before) in advance of the start of the session (not your specific time slot but the overall session time) in the Speaker Ready Room. Here is a schedule of the times that the Speaker Ready Room will be open:

Wednesday, March 7	3:00 pm–6:30 pm
Thursday, March 8	7:00 am–3:00 pm
Friday, March 9	7:00 am–3:00 pm
Saturday, March 10	7:00 am–3:00 pm

IMPORTANT – Even if you have loaded your presentation before the conference you still must check in at the Speaker Ready Room. Presentations cannot be loaded in the meeting rooms.

Education Opportunities

Under our new education initiative, GSA is actively expanding our educational programming, which will include a web portal for peer-reviewed genetics education resources, career development programs for trainees, workshops, and much more. Part of this education initiative is developing a consistent set of educational programs for all GSA conferences. Currently, the infrastructure of the programming includes programs for: undergraduate researchers; graduate student and postdoctoral trainees; genetics students at local undergraduate institutions; and genetics educators.

Wednesday, March 7

5:00-7:00 pm: GSA Education Special Interest Group Mixer – Missouri, Level 2

Faculty with a passion for genetics education are encouraged to attend this mixer, where they can mix and mingle with other educators. Current members of the Education SIG can catch up on actions taken by GSA with regards to the education initiative, and those who are not yet SIG members can learn about the Education SIG.

Thursday, March 8

8:30 am – 12:30 pm: “The Genetics Conference Experience” – Mississippi, Level 2

The GSA Genetics Conference Experience provides students from genetics classes at local undergraduate institutions with the unique opportunity to observe distinguished career scientists present their current research in a conference setting. The students, accompanied by their professor, will receive a background lecture and participate in an interactive discussion before attending part of a plenary session. This informative and engaging program is meant to give students a glimpse into the real world of genetic research, and is NOT intended for students who are already involved in scientific research, but rather will provide students with the opportunity to learn about current scientific research outside of a textbook, witness the communication of scientific research first-hand, and ideally will foster an interest in furthering their science education. It is free of cost, and invitation-only.

12:45-2:15 pm: GSA Career Luncheon – Chicago 10, Level 4

The GSA Career Luncheon is an excellent opportunity for undergraduates, graduate students, and postdoctoral fellows to have informal conversations with senior career scientists regarding the unique challenges and rewards of a scientific career. The luncheon is organized by topic table. Topics may include things like: transition to independence, work-family balance, teaching at undergraduate institutions, non-academic careers for scientists, the when, how, and why of networking, dealing with difficult colleagues, etc. Advance registration, fee.

6:30-8:00 pm: Undergraduate Mixer – Missouri, Level 2

For the first 45 minutes, undergraduate researchers attending the conference will network on their own, forming a peer-group that will help provide lasting support for the remainder of the conference. In the second 45 minutes, PIs are encouraged to join the undergraduates and discuss their research, potentially forging relationships with future advisors. Advance registration.

Friday, March 9

1:45 – 4:15 pm: Plenary Session and Workshop for Undergraduate Researchers – Chicago 8-10, Level 4

Undergraduate conference attendees will attend an “Undergraduate Plenary Session” from 1:30-2:45 pm, with talks presented at a level appropriate for an undergraduate audience. From 3:00-4:00 pm, undergraduates will have a chance to talk to a panel of graduate students about graduate school, after which students will have a chance to break into small groups and participate in a discussion about a specific topic relevant to graduate school applications, admission, CV preparation, funding, and the like.

Awards

Larry Sandler Memorial Lecture

The Larry Sandler Memorial Lecture was established in 1988 by the colleagues, friends and students of Dr. Larry Sandler after his untimely death in February 1987. The award serves to honor Dr. Sandler for his many contributions to *Drosophila* genetics and his exceptional dedication to the training of *Drosophila* biologists. Any student completing his Ph.D. in an area of *Drosophila* research in the calendar year preceding the annual *Drosophila* Research Conference is eligible and may be nominated by his/her dissertation advisor. The Selection Committee for 2012 includes Chair, Richard Mann, and committee members Michael Eisen, Ken Irvine and Leslie VossHall. The Committee reviews nominations, reads the dissertations of the finalists, and selects the awardee.

Past recipients of this honor are:

Bruce Edgar, 1988	Chaoyong Ma, 1996	Sean McGuire, 2004
Kate Harding, 1989	Abby Dernburg, 1997	Elissa Hallem, 2005
Michael Dickinson, 1990	Nir Hacohen, 1998	Daniel Ortiz-Barrientos, 2006
Maurice Kernan, 1991	Terence Murphy, 1999	Yu-Chiun Wang, 2007
Doug Kellogg, 1992	Bin Chen, 2000	Adam A. L. Friedman, 2008
David Schneider, 1993	James Wilhelm, 2001	Timothy Weil, 2009
Kendal Broadie, 1994	Matthew C. Gibson, 2002	Leonardo Barbosa Koerich, 2010
David Begun, 1995	Sinisa Urban, 2003	

The Victoria Finnerty Memorial Fund for Undergraduate Travel Award

This fund, which honors the memory of Victoria Finnerty, has been established to support travel costs for undergraduates engaged in research to attend the Annual *Drosophila* Research Conference. Vickie, who died in February 2011, was a long-time member of the Genetics Society of America and served the *Drosophila* community and the Genetics community at large in many capacities.

A wonderful geneticist, Vickie's ground-breaking work as a graduate student used high resolution recombination analysis to dissect gene structure. This set the stage for a 35 year career in which she excelled as a gifted teacher as well as research scientist.

Congratulations to this year's winners:

Selma Avdagic	Saint Louis University School of Medicine
Samantha Galindo	University of Wisconsin Madison
Kenneth Hoehn	Duke University
Emily Hsieh	University of Washington, Seattle
Jacqueline McDermott	Hofstra University
Mohammad Siddiq	Indiana University, Bloomington

To make a tax deductible contribution, send your check to the attention of Adam Fagen, Executive Director, The Genetics Society of America, 9650 Rockville Pike, Bethesda, MD 20814-3998. Please write "Finnerty Fund" in the memo portion of the check. Or you can make an online donation by visiting www.genetics-gsa.org.

Awards

The DeLill Nasser Award for Professional Development in Genetics

The DeLill Nasser Award for Professional Development in Genetics was established by The Genetics Society of America in mid-2001 in honor of the late DeLill Nasser, who served for 22 years as the program director of the Eukaryotic Genetics Section at the National Science Foundation.

The award fund, made possible by contributions from her family and friends, is growing steadily. It recognizes Dr. Nasser's contributions to the field of genetics and her strong support of young scientists. Travel and tuition awards will be made annually to allow graduate students and postdoctoral trainees to attend meetings or enroll in laboratory courses.

In 2011, 26 travel awards were given. DeLill Nasser Awards have two rounds of applications per year; one for courses and conferences occurring between January 1 and June 30, and another for courses and conferences occurring between July 1 and December 31. Monitor the GSA e-News and homepage (www.genetics-gsa.org) for updates regarding application windows.

The GSA encourages all of its members and friends to donate. Please make your check payable to The Genetics Society of America and send it to Adam Fagen, Executive Director, GSA, 9650 Rockville Pike, Bethesda, MD 20814-3998. Please write "Nasser Fund" on the bottom left of the check.

Poster Award Competition

Posters are an important component of the Drosophila meeting and the Poster Award appropriately highlights the work that goes into a professional presentation of outstanding science.

Nine awards will be given for the best poster designs. First (\$500), second (\$300) and third (\$200) place prizes will be given to the undergraduate students, graduate students and postdocs judged to have the best posters. Both scientific merit and clarity of presentation will be evaluated. To be eligible, your poster must be displayed from 11:00 pm on March 7 through 10:00 pm on March 10, 2012. Additionally, your poster number, which will be preset, should not be moved or covered. Posters that are removed, not displayed or don't adhere to poster display guidelines will not be considered.

This competition is only open to students and postdocs. PI's are not eligible.

If you are a session chair you should submit your selections for top undergraduate, graduate and postdoc in your section via e-mail to Erika Matunis by 7:00 p.m. on Friday, March 9 at matunis@jhmi.edu. **Please put "poster awards" in the subject line.**

Award Winners – Please bring and display your poster in the Sheraton Chicago Ballroom Foyer, Level 4, on Sunday, March 11 by 7:00 a.m. (boards will be available beginning at 10:00 p.m. on Saturday, March 10). Your award will be presented during the Sunday morning Plenary Session.

Exhibits & Sponsors

As sponsors and exhibitors at the 53rd Annual Drosophila Research Conference, the following companies have contributed to the support of this Conference. Registrants are encouraged to visit the exhibits in the Exhibit Hall and to take advantage of this opportunity to see the new products, publications and services available from these companies.

GRAND SPONSOR



EVENT SPONSOR

The journals *GENETICS* and *G3: Genes/Genomes/Genetics*
Sponsors of the Opening Reception on Wednesday, March 7



Exhibits & Sponsors

Carl Zeiss Microscopy, LLC

Booth #401

One Zeiss Drive
Thornwood, NY 10594
Phone: 800/233-2343
Fax: 914/681-7379
E-mail: micro@zeiss.com
URL: www.zeiss.com/microscopy

Carl Zeiss is one of the leading manufacturers of light, electron and ion beam microscope systems and offers complete solutions for biomedical research, the healthcare sector and high-tech industries. Its product line spans a broad spectrum from routine light microscopes to research level imaging systems and ultraresolution systems.

Carnegie Mellon University

Booth #203

5000 Forbes Ave.
Pittsburgh, PA 15213
Phone: 412/268-8808
Fax: 412/268-1266
E-mail: corbett@cmu.edu
URL: www.cs.cmu.edu/~genetics/

The Genetics Tutor is an intelligent learning environment that poses multi-step genetics problems and employs a model of problem-solving knowledge to offer students step-by-step advice as needed. The tutor covers topics in transmission, pedigree analysis, gene mapping, gene regulation and population genetics and has been piloted in 15 colleges and universities.

Drosophila Genomics Research Center (DGRC)

Booth #202

1001 E 3rd Street, Jordan Hall 044
Indiana University
Bloomington, IN 47404
Fax: 812/856-9340
E-mail: dgrc@cgb.indiana.edu
URL: www.dgrc.cgb.indiana.edu

The Drosophila Genomics Resources Center (<http://www.dgrc.cgb.indiana.edu>) serves the Drosophila community by collecting and distributing clones and cell lines of general interest and by assisting the community in using these materials. Visit our booth for information about upcoming services or to speak to DGRC personnel about our materials.

Genesee Scientific

Booths #402, 404

8430 Juniper Creek Lane
San Diego, CA 92126
Phone: 858/357-2017
Fax: 858/357-2070
E-mail: kfry@geneseesci.com
URL: www.geneseesci.com

Don't miss new additions to Genesee's comprehensive "Flystuff™" catalog (available worldwide) featuring Genesee's Fly Vial Reload System which racks vials in seconds. Our Reload System is the environmentally responsible and cost effective alternative to pre-racked vials! Also see Genesee's advancements in Drosophila Anesthesiology! We offer interactive demonstrations and expert consultation.

Genetic Services Inc.

Booth #302

One Kendall Square, Bldg. 300
Cambridge, MA 02139
Phone: 617/872-3135
Fax: 617/252-9119
E-mail: info@geneticservices.com
URL: www.geneticservices.com

Genetic Services Inc. offers a variety of services for the Drosophila and Model Organism Research Community including, P-element and site directed injections and transgenic production, balancing, genetic screening, ZFN injections, mosquito injections, stock maintenance and more. Let us help speed up your research and make your lab more competitive!

Genetics Society of America

Booth # 502

9650 Rockville Pike
Bethesda, MD 20814-3998
Phone: 301/634-7300
Fax: 301/634-7079
E-mail: society@genetics-gsa.org
URL: www.genetics-gsa.org

The Genetics Society of America does much more than organize the Drosophila Research Conference! Come explore the resources and opportunities that GSA has to offer including education, career development, and policy; meet members of the GSA staff and leadership; and find out about publishing in GENETICS and G3: Genes|Genomes|Genetics.

Exhibits & Sponsors

Hybrigenics Services SAS

Booth #403

315 Impasse Reille
Paris, France 75014
Phone: 33 15 810 3821
E-mail: plecherc@hybrigenics.com
URL: www.hybrigenics.com

Hybrigenics Services is a complete solution provider to understand proteins' functions in cells through the elucidation and modulation of protein interactions. We offer 3 lines of services to: DISCOVER novel protein interactions; VALIDATE proteins and protein interactions' function in cells and INHIBIT protein interactions with small molecules.

Intavis, Inc.

Booth #301

945 W George St, Suite 201
Chicago, IL 60657
Phone: 773/572-5799
Fax: 773/305-1845
E-mail: appleby@intavis.com
URL: www.intavis.com

Intavis Bioanalytical Instruments is dedicated to customer support and the automation of high throughput techniques such as functional genomics, proteome analysis and metabolism studies and we have gained an excellent reputation worldwide. As a customer-oriented company, we listen carefully to your needs and are open to new ideas and improvements.

NightSea

Booth #104

34 Dunelm Rd.
Bedford, MA 01730
Phone: 617/308-7911
Fax: 781/791-9519
E-mail: jbabylon@nightsea.com
URL: www.nightsea.com

NightSea develops and manufactures lights and filters for viewing and photographing fluorescence in the laboratory. Our equipment is used worldwide for identifying, sorting, and imaging organisms tagged with fluorescent proteins and other fluorophores. At this show we are introducing a new light and filter configuration for use with dissecting microscopes.

Parter Medical Products

Booth #201

17015 Kingsview Ave.
Carson, CA 90746
Phone: 610/972-5901
Fax: 310/327-8601
E-mail: Reza@partermedical.com
URL: www.partermedical.com

Parter Medical is the leading manufacturer of high quality plasticware for Drosophila research. Our disposable/reusable vials and bottles are made in a wide selection of sizes, materials, and packaging choices. All of our products are manufactured for optimum durability and offer excellent value. Stop by and see why our fresh ideas lead to great Drosophila products.

Percival Scientific, Inc.

Booth #204

505 Research Drive
Perry, IA 50220
Phone: 800/695-2743
Fax: 515/465-9464
E-mail: sales@percival-scientific.com
URL: www.percival-scientific.com

Percival Scientific's cutting edge technology is at the core of our commitment to delivering the best products on the market today. This commitment is clear with the Percival DR-36 and DR-41 Series which are dedicated to offer the best features for Drosophila research.

Powers Scientific, Inc.

Booth #303

P O Box 268
Pipersville, PA 18947
Phone: 215/230-7100
Fax: 215/230-7200
E-mail: gail@powersscientific.com
URL: www.powersscientific.com

Powers Scientific, Inc. - offering Drosophila growth chambers with coated coils in 6 sizes (from 6-55 c.f. capacity) with four levels of temperature, humidity and lighting control to fit the application and price range. Mosquito, Sand Fly and c. Elegans growth chambers also available.

Exhibits & Sponsors

Rainbow Transgenic Flies, Inc.

Booth #503

3251 Corte Malpaso, Unit 506
Camarillo, CA 93012
Phone: 805/482-2277
Fax: 805/482-1152
E-mail: info@rainbowgene.com
URL: www.rainbowgene.com

Rainbow Transgenic Flies (RTF) Inc. provides transgenic fly services to the Drosophila research community. The company was established in 2004 and has served over 100 labs worldwide since. A broad selection of phiC31 lines, together with W1118 and yw lines accommodates different research needs. The competitive price, fast turn-around time and high efficiency make RTF the best choice for your research needs

Sable Systems International

Booth #102

6000 S. Eastern Ave. Bldg 1
Las Vegas, NV 89119
Phone: 702/269-4445
Fax: 702/269-4446
E-mail: accounts@sablesys.com
URL: www.sablesys.com

Sable Systems International is the widely cited, international standard in high resolution metabolic screening and calorimetry. Our systems can measure Drosophila gas exchange in real time. Technical support is by published experts in insect respirometry. Please drop by our booth and discuss what we can do for your research.

Union Biometrica, Inc.

Booth #304

84 October Hill Road
Holliston, MA 01746
Phone: 508/893-3115
Fax: 508/893-8044
E-mail: sales@unionbio.com
URL: www.unionbio.com

Union Biometrica Large Particle Flow Cytometers automate the analysis, sorting & dispensing of objects too big/fragile for traditional cytometers, e.g., small model organisms like Drosophila, large cells / cell clusters, and beads. COPAS or new BioSorter with interchangeable modules to cover the full 10-1500 μ m range – ideal for shared instrument grants.

Vienna Drosophila RNAi Center

Booth #501


Dr. Bohr - Gasse 3-5
Vienna, Austria 1030
Phone: 43 1790444546
Fax: 43 17904422 4546
E-mail: virginia.salva@viennabiocenter.org
URL: www.vdrc.at

The VDRC, established in April 2007 is a non-profit research infrastructure maintaining and distributing the collection of 30,803 transgenic RNAi lines to the Drosophila community. The VDRC currently has 1842 registered group-users and has delivered a total of almost 800,000 RNAi lines world-wide.



Drosophila Genetics

Exhibit & Poster Hall



OPENING/PLENARY SESSIONS

Wednesday, March 7 7:00 PM–9:00 PM

Opening General Session

Co-Moderators: Celeste Burg, University of Washington, Seattle and Steve Crews, University of North Carolina, Chapel Hill

Room: Sheraton/Chicago Center, Level 4

Presentations:

7:00 pm **Welcome and Opening Remarks.** Celeste Berg. University of Washington, Seattle.

7:15 pm **GSA Update/Awards.** Adam Fagen. Genetics Society of America, Bethesda, Maryland.

7:25 pm **Larry Sandler Award Presentation.** Richard Mann. Columbia University, New York.

7:30 pm **Larry Sandler Lecture.**

8:00 pm **Future Advances in Drosophila Research Featuring Hugo Bellen, Ross Cagan, Dan Kiehart and Trudy Mackay.** Steve Crews. Moderator, University of North Carolina, Chapel Hill.

Thursday, March 8 8:30 AM–12:00 NOON

Plenary Session I

Moderator: Kevin White, University of Chicago, Illinois
Room: Sheraton/Chicago Center, Level 4

Presentations:

8:30 am **Image Award Presentation.** Ross Cagan. Mt Sinai School of Medicine, New York.

8:35 am **Regulation of energy metabolism in *Drosophila*.** Carl S. Thummel. Dept of Human Genetics, Univ Utah School of Med, Salt Lake City, UT.

9:05 am **Behavioral and anatomical analysis of the neural circuits that drive fly grooming.** Julie H. Simpson. HHMI, Janelia Farm Res Campus, Ashburn, VA.

9:35 am **News from the Niche.** Stephen DiNardo. Dept Cell & Developmental Biol, Perelman Sch Medicine; Institute for Regenerative Medicine, Univ. Pennsylvania, Philadelphia, PA.

10:05 am **GSA Journals - Get Published.** R. Scott Hawley. Stowers Institute, Kansas City, MO.

10:10 am – **Break**

10:30 am **Lipoproteins in human and *Drosophila* Hedgehog signaling.** Suzanne Eaton. The Max Planck Institute of Molecular Cell Biology and Genetics, Germany.

11:00 am **3D video tracking of *Drosophila* behavior and GFP expression and predictive biomarkers of aging.** John Tower. Molecular and Computational Biology Program, University of Southern California, Los Angeles, CA.

11:30 am **The Neurobiology of Monarch Butterfly Migration.** Steven Reppert. UMass Medical School, Worcester, MA.

OPENING/PLENARY SESSIONS

Sunday, March 11 8:30 AM–12:00 PM NOON

Notes

Plenary Session II

Moderator: Erika Matunis, Johns Hopkins University, Baltimore

Room: Sheraton/Chicago Center, Level 4

Presentations:

8:30 am **Poster Award Presentation.** Erika Matunis. Johns Hopkins University, Baltimore, Maryland.

8:35 am **Oogenesis - where physiology and development meet.** Denise J. Montell. Dept Biological Chemistry, Center for Cell Dynamics, Johns Hopkins Sch Med, Baltimore, MD.

9:05 am **Evolution and Phenotypic Effects of New Genes in Drosophila.** Manyuan Long. Dept Ecology & Evolution, Univ Chicago, Chicago, IL.

9:35 am **PIPs control cell morphogenesis in Drosophila.** Julie A. Brill. Cell Biology Program, The Hospital for Sick Children, Toronto, ON.

10:05 am – **Break**

10:30 am **Spindle orientation in neural stem cells.** Chris Q. Doe. Inst Neuroscience, Univ Oregon, Eugene, OR.

11:00 am **Deciphering the *cis*-regulatory code.** Eileen E. Furlong. Genome Biology, EMBL, Heidelberg, Germany.

11:30 am **A mechanism of morphogen protein dispersion mediated at points of direct contact.** Thomas B. Kornberg. Cardiovascular Research Institute, University of California, San Francisco, CA.

Workshops

Wednesday, March 7 12:00 NOON–6:00 PM

Ecdysone Workshop

Room: Chicago 9/10

The Ecdysone Workshop welcomes all those interested in insect endocrinology. The topics covered include, but are not limited to, hormone synthesis and secretion, and hormonal control of transcription, differentiation, morphogenesis, growth, metabolism, timing and behavior. Importantly, this workshop is a forum to discuss the role of different hormones (like 20-hydroxyecdysone, juvenile hormone, peptide hormones, insulin) and the crosstalk between their signaling pathways. Platform talks of 15 minutes will be selected from interested applicants and grouped into sessions, each session highlighted with an invited speaker. To apply and/or receive the final program, please email the organizers (bashirullah@wisc.edu or robward@ku.edu).

Friday, March 9 1:45 PM–3:45 PM

Organelles in the Drosophila Ovary

Room: Sheraton 1

Organizers: **Ji-Long Liu**, Oxford University, and **Lynn Cooley**, Yale University

The Drosophila ovary is a powerful model system for the study of basic cell and developmental biology. Compartmentation of macromolecules into organelles is essential for cell function. The relatively simple cell types and very large germline cells make Drosophila oogenesis an attractive model system for the study of organelles. The goal of this workshop is to provide an opportunity for people working on different cytoplasmic and nuclear foci in the Drosophila ovary to discuss how these dynamic organelles are organized and regulated in the cell.

Friday, March 9 1:45 PM–3:45 PM

Apoptosis, Autophagy and Other Cell Death Mechanisms

Room: Sheraton 2

Organizers: **Andreas Bergmann**, University of Massachusetts Medical School, and **Michael Brodsky**, University of Massachusetts Medical School

This workshop is a forum for the discussion of cell death mechanisms in Drosophila. Apoptosis is the most widely recognized form of cell death in development. However, there is increasing awareness that alternative cell death mechanisms exist. Autophagy has emerged as an important pathway for cell death during metamorphosis. Other non-apoptotic forms of cell death (Entosis, Necrosis) have also been described. The workshop is intended to highlight recent advances in cell death research and to foster communication and collaboration between individuals working in the field. Topics will include all aspects of cell death regulation for Drosophila biology.

Friday, March 9 1:45 PM–3:45 PM

Chromosome Pairing and Dynamics in Meiotic and Somatic Cells

Room: Chicago 8-10

Organizers: **Giovanni Bosco**, University of Arizona, and **Sharon Bickel**, Dartmouth College

The "Chromosome pairing and dynamics in meiotic and somatic cells" workshop seeks to integrate recent insights into novel molecular models of how chromosome trans-interactions are dynamically regulated. These trans-interactions are important in order to productively achieve chromosome synapsis in meiosis critical for chromosome disjunction. In somatic cells, trans-interactions are important for modulating pairing sensitive gene expression, such as transvection, by mechanisms that are currently unclear. Topics that will be discussed include: somatic homolog pairing; meiotic pairing dynamics; pairing and anti-pairing factors; how are meiotic and somatic pairing different; trans-sensitive effects; pairing and chromosome segregation; long distance interactions.

Workshops

Friday, March 9 1:45 PM–4:15 PM

Undergrad Researcher Workshop

Room: Sheraton 3

Organizers:

Karen Hales, Davidson College and **Beth Ruedi**, GSA

This session is tailored for an undergraduate researcher audience. The workshop will begin with talks by Amita Seghal (Univ Penn; “Using a *Drosophila* model to understand sleep”) and Scott Hawley (Stowers Institute). At 3:15 pm, undergraduates will have a chance to talk to a panel of graduate students about graduate school, after which students will have a chance to break into small groups and participate in a discussion about specific topics such as graduate school applications, admission, CV preparation, funding, and quality of student life.

Saturday, March 10 6:45 PM–8:45 PM

Everything You Ever Wanted to Know About Sex

Room: Sheraton 3

Organizers: **Artyom Kopp**, University of California - Davis, and

Michelle Arbeitman, University of Southern California, and

Mark Siegal, New York University and

Mark Van Doren, John Hopkins University.

The workshop will cover the molecular genetics, development, neurobiology, genomics, evolution, and population genetics of sexual dimorphism, with an emphasis on cross-disciplinary interactions. Presentations by invited speakers and selected abstracts from each discipline will be followed by moderated discussions. The speakers are encouraged to summarize the key ideas behind their research for people working in other fields, outline the main unsolved questions, offer their opinions about future directions, and suggest connections that could be built with other disciplines.

Saturday, March 10 6:45 PM–8:45 PM

Drosophila Research and Pedagogy at Primarily Undergraduate Institutions (PUI)

Room: Sheraton 2

Organizers: **Justin DiAngelo**, Hofstra University, and **Jason Duncan**, Willamette University, and **Hemlata Mistry**, Widener University, Chester, Pennsylvania.

This workshop focuses on increasing the quality and visibility of *Drosophila* research performed at primarily undergraduate institutions (PUIs) and facilitating faculty and students in these endeavors. The goals include: 1) encouraging undergraduate research by providing a forum for students to make oral presentations; 2) connecting people interested in this career path with current PUI faculty; 3) establishing a network among current PUI faculty to promote discussion and provide support on professional issues that differ from those at large institutions; 4) sharing concepts and techniques that encourage the integration of *Drosophila* as a teaching tool in the classroom and laboratory.

Saturday, March 10 6:45 PM–8:45 PM

modENCODE

Room: Chicago 8-10

Organizers: **Susan Celniker**, Lawrence Berkeley National Laboratory, and **Kevin White**, University of Chicago

The modENCODE workshop will update the community on the model organism ENCODE project that endeavors to identify all sequence-based functional elements in the *D. melanogaster* genome. The project is organized and conducted by a research network called the modENCODE Consortium. Topics include the transcriptome, regulatory elements, chromosomal proteins, small and microRNAs and origins of replication and data coordination.

**SCHEDULE OF EVENTS, EXHIBITOR
LIST,
REGISTRANT LIST, AND MORE**

**AVAILABLE ON YOUR
MOBILE SMARTPHONE**

m.dros-conf.org



To use the above QR code: Go to your app store or you can go to www.mobile-barcodes.com to find the QR code reader for your mobile phone. Click on the reader to get further instructions and a quick link to download the application. Install the application on your device.

CONCURRENT PLATFORM SESSIONS

THURSDAY, MARCH 8 4:30 pm – 6:30 pm

Program number is in **bold** above title. The first author is the presenter. Full abstracts can be found online

Cell Biology and Cytoskeleton

Co-Moderators: Mark Peifer, University of North Carolina Chapel Hill and Sally Horne-Badinovac, University of Chicago, Illinois
Room: Sheraton 4/5, Level 4

1 - 4:30

Evidence for monomeric α -catenin as a key regulator of adherens junctions in *Drosophila*. **Ridhdi Desai¹, Ritu Sarpal¹, Milena Pellikka¹, Noboru Ishiyama², Mitsuhiro Ikura², Ulrich Tepass¹**. 1) Cell & Systems Biol, Univ Toronto, Toronto, Canada; 2) Division of signaling biol, Ontario cancer Institute, Canada.

2 - 4:45

Presenilin controls kinesin-1 and dynein activity in axonal transport. **Shermali Gunawardena¹, Ge Yang², Lawrence S. B. Goldstein³, Kunsang Dolma¹, Elizabeth Spina¹**. 1) Biological Sciences, SUNY at Buffalo, Buffalo, NY; 2) Lane Center for Computational Biology & Department of Biomedical Engineering, Carnegie Mellon University, Pittsburgh, PA, 15213; 3) Howard Hughes Medical Institute, Department of Cellular and Molecular Medicine and Neuroscience, University of California, San Diego, La Jolla, CA, 92093.

3 - 5:00

Differential positioning of adherens junctions initiates epithelial folding during *Drosophila* gastrulation. **Yu-Chiun Wang^{1,4}, Zia Khan^{2,3}, Matthias Kaschube³, Eric Wieschaus^{1,4}**. 1) Department of Molecular Biology; 2) Department of Computer Science; 3) Lewis-Sigler Institute for Integrative Genomics; 4) Howard Hughes Medical Institute, Princeton University, Princeton, NJ.

4 - 5:15

Talin: A Master Regulator of Cell-ECM Adhesion-Dependent Morphogenesis. **Stephanie J. Ellis, Michael J. Fairchild, Stefan Czerniecki, Mary Pines, Guy Tanentzapf**. Department of Cellular and Physiological Sciences, University of British Columbia, Vancouver, Canada.

5 - 5:30

Septins are required for the establishment of adherens junction at the exit of mitosis of polarized epithelial cells. **Nabila Founounou, Roland Le Borgne**. CNRS UMR 6061-Institut de Génétique et Développement, Rennes. France.

6 - 5:45

Actin turnover balances forces between cells during epithelial invagination. **Adam C. Martin, Frank M. Mason, Mike Tworoger**. Biology, Massachusetts Institute of Technology, Cambridge, MA.

7 - 6:00

Mechanisms of Epithelial Wound Repair. **Jeffrey M. Verboon, Maria-Teresa Abreu-Blanco, James J. Watts, Raymond Liu, Susan M. Parkhurst**. Division of Basic Sciences. Fred Hutchinson Cancer Research Center, Seattle, WA 98109, USA.

8 - 6:15

A Novel Mechanism for Actin Filament Disassembly Mediated by the Semaphorin/Plexin Axon Guidance Signaling Protein Mical. **Ruei-Jiun Hung¹, Chi Pak², Jonathan Terman¹**. 1) Neuroscience; 2) Biochemistry, UT Southwestern Medical Center, Dallas, TX.

Immunity and Pathogenesis

Co-Moderators: Robert Schulz, University of Notre Dame, Indiana and Nancy Fossett, University of Maryland, Baltimore
Room: Chicago 6/7, Level 4

9 - 4:30

Ras-oncogenic *Drosophila* hindgut cells use an “inflammatory-like cell program” to migrate to distant sites. **Yiorgos Apidianakis^{1,2}, Erdem Bangi³, Laurence Rahme¹, Ross Cagan³**. 1) Department of Surgery, MGH, Harvard University, Boston, MA; 2) Department of Biological Sciences, University of Cyprus, Nicosia, Cyprus; 3) Department of Developmental and Regenerative Biology, Mt Sinai School of Medicine, New York, NY.

10 - 4:45

Mediating a balance between tolerance and resistance. **Moria C. Chambers, Karla L. Lightfield, David S. Schneider**. MicroBiol & Immunology, Stanford Univ, Stanford, CA.

11 - 5:00

Virus recognition by Toll-7 activates antiviral autophagy in *Drosophila*. **Ryan H. Moy, Margaret Nakamoto, Jie Xu, Shelly Bambina, Ari Yasunaga, Spencer S. Shelly, Beth Gold, Sara Cherry**. Department of Microbiology, Penn Genome Frontiers Institute, Perelman School of Medicine at the University of Pennsylvania, Philadelphia, PA 19104.

12 - 5:15

Study of Pallbearer, an E3-ubiquitin ligase that regulates phagocytosis of apoptotic cells in *Drosophila*. **Hui Xiao, Nathalie Franc**. The Department of Genetics, The Scripps Research Institute, La Jolla, CA.

13 - 5:30

Calcium signaling plays a role in *Drosophila* cellular immunity and is antagonized by parasitoid wasp venom. **Nathan T. Mortimer, Todd A. Schlenke**. Department of Biology, Emory University, Atlanta, GA.

14 - 5:45

Beta-arrestin Kurtz regulates *Drosophila* Toll signaling and immune system homeostasis through an interaction with SUMO protease Ulp1. **Wenjian Xu¹, Saima G. Anjum¹, Niusha Nikkholgh¹, Sukanya Basu¹, Mary Thomas¹, Tony Ip², Alexey Veraksa¹**. 1) Biology Department, University of Massachusetts Boston, Boston, MA; 2) Program in Molecular Medicine, UMass Medical School, Worcester, MA.

15 - 6:00

Drosophila immune responses to entomopathogenic nematodes and their mutualistic bacteria. **Julio César Castillo, Ioannis Eleftherianos**. Department of Biological Sciences, The George Washington University, Washington DC 20052.

16 - 6:15

A model for intracellular parasitism in *Drosophila*. **Dominique X. Ferrandon, Sebastian Niehus, Adrien Franchet, Marie-Céline Lafarge, David Giacomini**. IBMC, CNRS UPR 9022, Université de Strasbourg, France.

CONCURRENT PLATFORM SESSIONS

THURSDAY, MARCH 8 4:30 pm – 6:30 pm

Program number is in **bold** above title. The first author is the presenter. Full abstracts can be found online

Drosophila Models of Human Disease

Notes

Co-Moderators: Charles Nichols, Louisiana State University Health Sciences Center, New Orleans and Udai Pandey, Louisiana State University Health Sciences Center, New Orleans
Room: Chicago 8-10, Level 4

17 - 4:30

Genome-wide Association Mapping of Resistance to Oxidative Stress in *Drosophila* Identifies Genes Involved in Complex Disease. **Allison L. Weber^{1,2}, George F. Khan^{2,3}, Michael M. Magwire¹, Crystal L. Tabor¹, Robert R. H. Anholt^{1,2,3}, Trudy F. C. Mackay^{1,2}**. 1) Department of Genetics, North Carolina State University, Raleigh, NC; 2) W. M. Keck Center for Behavioral Biology, North Carolina State University, Raleigh, NC; 3) Department of Biology, North Carolina State University, Raleigh, NC.

18 - 4:45

ATM kinase inhibition in glial cells activates the innate immune response and causes neurodegeneration. **Andrew Petersen, David Wassarman**. Cellular and Regenerative Biology, University of Wisconsin-Madison, Madison, WI.

19 - 5:00

A *Drosophila* Model Linking Diet-induced Metabolic Disease and Cancer. **Susumu Hirabayashi¹, Thomas Baranski², Ross Cagan¹**. 1) Mount Sinai School of Medicine, New York, NY; 2) Washington University School of Medicine, St. Louis, MO.

20 - 5:15

Drosophila - a useful model for anti-amyloid drug development. **Daniel Segal¹, Roni Scherzer-Attali¹, Ronit Shaltiel-Karyo¹, Sivan Peled¹, Moran Frenkel-Pinter¹, Dorit Farfara², Dan Frenkel², Ehud Gazit¹**. 1) Molecular Microbiol & Biotech, Tel Aviv Univ, Tel Aviv; 2) Neurobiology, Tel Aviv Univ, Tel Aviv.

21 - 5:30

Creating an epileptic fly by tipping the balance of *prickle* isoforms. **Salleh Ehaideb¹, Atsushi Ueda¹, Alexander G. Bassuk¹, Chun-Fang Wu¹, J. Robert Manak^{1,2}**. 1) Dept of Biology, Univ of Iowa, Iowa City, IA; 2) Dept of Pediatrics, Univ of Iowa, Iowa City, IA.

22 - 5:45

microRNAs Orchestrate Muscular Dystrophy in *Drosophila*. **April K. Marrone, Halyna R. Shcherbata**. Laboratory of Gene Expression and Signaling, Max Planck Institute for Biophysical Chemistry, Goettingen, Germany.

23 - 6:00

Cell-Specific MeCP2 expression changes Sleep Patterns and Aggressive Behavior in a *Drosophila* model of MeCP2 Spectrum Disorders. **Sarah J. Certel, Tarun Gupta, David Hess-Homeier, Conor Jacobs, Brittany Felgate**. Division of Biological Sciences, University of Montana, Missoula, MT.

24 - 6:15

Organotypic models for kidney disease: *Drosophila* gets kidney stones, too. **Julian A. T. Dow¹, Pablo Cabrero¹, Taku Hirata², Michael Romero²**. 1) Institute of Molecular, Cell and Systems Biology, University of Glasgow, Glasgow, United Kingdom; 2) Physiology & Biomedical Engineering & O'Brien Urology Research Center, Mayo Clinic, Rochester, MN 55905 USA.

CONCURRENT PLATFORM SESSIONS

FRIDAY, MARCH 9 8:30 am – 10:15 am

Program number is in **bold** above title. The first author is the presenter. Full abstracts can be found online

Regulation of Gene Expression I

Co-Moderators: Julia Zeitlinger, Stowers Institute, Kansas City, Missouri and Angela DePace, Harvard Medical School, Boston, Massachusetts
Room: Sheraton 4/5, Level 4

25 - 8:30

Patched together: sophisticated multi-modular *cis*-regulatory circuitry underlies a seemingly simple "constitutive" response to Hedgehog signaling. **Scott Barolo**. Department of Cell & Developmental Biology, University of Michigan Medical School, Ann Arbor, MI.

26 - 8:45

The spatial and temporal activity of enhancers depends on combinatorial binding of transcription factors. **Zhe Xu¹, Hongtao Chen¹, Paolo Struffi², Constance Mei¹, Darren Huang¹, Steve Small¹**. 1) Biology, New York University, New York, NY; 2) European Commission, Joint Research Center.

27 - 9:00

Assessing the basic building blocks necessary to generate *cis*-regulatory modules (CRMs) that regulate spatio-temporal expression. **Jelena Erceg, Charles Girardot, Eileen Furlong**. Genome Biology Unit, European Molecular Biology Laboratory, Heidelberg, Germany.

28 - 9:15

Juxtaposed *cis*-regulatory elements contradict simple definitions of enhancer modularity. **Tara L. Martin, Meghan Bragdon, Kelly Eckenrode, Zeba Wunderlich, Angela DePace**. Department of Systems Biology, Harvard Medical School, Boston, MA.

29 - 9:30

Temporal Coordination of Gene Networks by Zelda in the Early *Drosophila* Embryo. **Hsiao-Lan Liang¹, Chung-Yi Nien¹, Stephen Butcher², Yujia Sun¹, Shengbo Fu¹, Tenzin Gocha¹, Nikoai Kirov¹, J. Robert Manak², Christine Rushlow¹**. 1) Department of Biology, Center for Developmental Genetics, New York University, New York, New York, USA; 2) Departments of Biology and Pediatrics, Roy J. Carver Center for Genomics, University of Iowa, Iowa City, Iowa, USA.

30 - 9:45

The *cis*-regulatory code of Hox function in *Drosophila*. **Maria Polychronidou¹, Sebastian Sorge¹, Nati Ha¹, Jana Friedrich¹, Daniela Bezdán², Petra Kaspar¹, Martin Schaefer^{2,3}, Stephan Ossowski^{2,4}, Stefan R. Henz², Juliane Mundorf¹, Jenny Raetzer¹, Fani Papagiannouli¹, Ingrid Lohmann¹**. 1) Centre for Organismal Studies, Heidelberg, Heidelberg, Germany; 2) Max Planck Institute for Developmental Biology, Tübingen, Germany; 3) Max Delbrück Center for Molecular Medicine, Berlin, Germany; 4) Center for Genomic Regulation, Barcelona, Spain.

31 - 10:00

Unlocking specificity: Cofactor binding reveals latent differences in DNA binding specificity between Hox proteins. **Matthew Slattery^{1,2}, Todd Riley^{3,4}, Peng Liu^{4,5}, Namiko Abe², Pilar Gomez-Alcala^{3,6}, Iris Dror⁷, Tianyin Zhou⁷, Remo Rohs⁷, Barry Honig^{4,5}, Harmen Bussemaker^{3,4}, Richard Mann²**. 1) University of Chicago, Chicago, IL; 2) Department of Biochemistry and Molecular Biophysics, Columbia University, New York, NY; 3) Department of Biological Sciences, Columbia University, New York, NY; 4) Center for Computational Biology and Bioinformatics, Columbia University, New York, NY; 5) Howard Hughes Medical Institute, Department of Biochemistry and Molecular Biophysics, Columbia University, New York, NY; 6) Department of Electrical Engineering, Columbia University, New York, NY; 7) Molecular and Computational Biology Program, Department of Biological Sciences, University of Southern California, Los Angeles, CA.

Neural Development

Co-Moderators: Greg Bashaw, University of Pennsylvania, Philadelphia and Pelin Volkan, Duke University, Durham, North Carolina
Room: Chicago 6/7, Level 4

32 - 8:30

Dopaminergic precursor fate is established by *gsb-n* and *slp* at the intersection of Wg and Hh signaling. **Joseph D. Watson, Stephanie B. Stagg, Stephen T. Crews**. Department of Biochemistry and Biophysics, University of North Carolina at Chapel Hill.

33 - 8:45

Combinatorial input from two spatial axes generates neuronal diversity in the *Drosophila* medulla. **Ted Erclik, Xin Li, Claire Bertet, June Ng, Claude Desplan**. Department of Biology, New York University, New York, NY, USA.

34 - 9:00

Slit/Robo-mediated axon guidance in *Tribolium* and *Drosophila*: divergent genetic programs build insect nervous systems. **Tim Evans, Greg Bashaw**. Dept Neuroscience, Univ Pennsylvania Sch Med, Philadelphia, PA.

35 - 9:15

Axonal branching and synaptic connectivity of mechanosensory axons. **Derya Ayaz, Dan Dascenco, Olivier Urwyler, Dietmar Schmucker**. Vesalius Research Center, VIB, Leuven, BELGIUM.

36 - 9:30

Defining microRNA function during synapse development using the *Drosophila* microRNA sponge. **Elizabeth M. McNeill, Carlos Loya, Tudor Fulga, David Van Vactor**. Cell Biology, Harvard Medical School, Boston, MA.

37 - 9:45

Nucleotide sugar transporter Meigo regulates both dendrite and axon targeting of synaptic partners through Ephrin signaling in the olfactory system. **Sayaka Sekine¹, Liang Liang⁶, Miki Yamamoto-Hino⁴, Satoshi Goto⁴, Hideyuki Okano⁴, Liqun Luo^{5,6}, Masayuki Miura^{1,2}, Takahiro Chihara^{1,3}**. 1) Genetics, Grad Sch Pharm Sci, Univ. Tokyo, Japan; 2) CREST; 3) PRESTO; 4) Dept. Physiol, Keio Univ, Tokyo, Japan; 5) HHMI; 6) Dept. Biol. Stanford Univ, CA.

38 - 10:00

Ly6 related proteins in *Drosophila* Blood Brain Barrier. **Mubarak Hussain Syed¹, Alice Krudewig², Daniel Engelen¹, Tobias Stork³, Christian Klambt¹**. 1) Institute for neurobiology, University of Muenster, Muenster, NRW, Germany; 2) Biozentrum, University of Basel, Klingelbergstrasse 70, CH-4056 Basel, Switzerland; 3) University of Massachusetts Medical School, Department of Neurobiology, 362 Plantation Street, LRB 740, Worcester, MA 01605.

CONCURRENT PLATFORM SESSIONS

FRIDAY, MARCH 9 8:30 am – 10:15 am

Program number is in **bold** above title. The first author is the presenter. Full abstracts can be found online

Stem Cells

Co-Moderators: Todd Nystul, University of California, San Francisco and Allison Bardin, Institute Curie, Paris, France
Room: Chicago 8-10, Level 4

39 - 8:30

Gene regulatory networks controlling hematopoietic progenitor niche cell production and differentiation in the *Drosophila* lymph gland.

Tsuyoshi Tokusumi, Yumiko Tokusumi, Douglas A. Shoue, Robert A. Schulz. Department of Biological Sciences, University of Notre Dame, Notre Dame, IN.

40 - 8:45

hedgehog regulates self-renewal and niche competition in the *Drosophila* testis. **Marc Amoyel¹, Michael Burel¹, Erika Bach^{1,2}.** 1) Pharmacology, New York University School of Medicine, New York, NY; 2) Kimmel Stem Cell Center.

41 - 9:00

A histone demethylase dUTX regulates crosstalk among different cell types in the *Drosophila* testis stem cell niche. **Xin Chen, Lama Tarayrah.** Dept Biol, Johns Hopkins Univ, Baltimore, MD.

42 - 9:15

robo2 is a JAK-STAT Target that Controls Stem Cell Maintenance in the *Drosophila* Testis Stem Cell Niche. **Rachel R. Stine, Erika L. Matunis.** Johns Hopkins Sch Med, Baltimore, MD.

43 - 9:30

A model for formation of the follicle stem cell niche in the *Drosophila* ovary. **Stephanie Vlachos¹, Ryan Conder², Todd Nystul³, Nicholas Harden¹.** 1) Molec Biol & Biochem, Simon Fraser University, Burnaby, BC, Canada; 2) Institute of Molecular Biotechnology, Dr. Bohr Gasse 3, 1030, Vienna, Austria; 3) Department of Anatomy, University of California, San Francisco, CA 41943.

44 - 9:45

Piwi and the Polycomb Group Proteins interact to regulate *Drosophila* ovarian germline. **Jamy C. Peng, Na Liu, Haifan Lin.** Department of Cell Biology, Yale Stem Cell Center, Yale University School of Medicine, New Haven, CT.

45 - 10:00

Insulin levels control Delta-Notch signaling in the *Drosophila* female germline stem cell niche via the regulation of FOXO on *fringe*. **Sheng-An Yang, Hwei-Jan Hsu.** Institute of Cellular and Organismic Biology, Academia Sinica, Taipei City, Taiwan.

Notes

CONCURRENT PLATFORM SESSIONS

FRIDAY, MARCH 9 10:45 am – 12:30 pm

Program number is in **bold** above title. The first author is the presenter. Full abstracts can be found online

Regulation of Gene Expression II

Co-Moderators: Julia Zeitlinger, Stowers Institute, Kansas City, Missouri and Angela DePace, Harvard Medical School, Boston, Massachusetts
Room: Sheraton 4/5, Level 4

46 - 10:45

Tissue specific analysis of chromatin marks identify temporal enhancer activity in development

Robert P. Zinzen¹, Stefan Bonn¹, Charles Girardot¹, E. Hilary Gustafson¹, Alexis Perez Gonzalez², Nicolas Delhomme¹, Yad Ghavi-Helm¹, Bartek Wilczynski¹, Andy Riddell¹, Eileen E. M. Furlong¹. 1) Genome Biology Unit, EMBL, Heidelberg, Germany; 2) Flow Cytometry Core Facility, EMBL, Heidelberg, Germany.

47 - 11:00

The transcriptional repressor Snail functions as activator during *Drosophila* mesoderm development. **Martina Rembold¹, Lucia Ciglar², Jorge Omar Yáñez Cuna³, Charles Girardot², Robert Zinzen², Martina Braun², Alexander Stark³, Eileen Furlong², Maria Leptin¹.** 1) Institute of Genetics, University of Cologne, Cologne, Germany; 2) European Molecular Biology Laboratory (EMBL), Heidelberg, Germany; 3) Research Institute of Molecular Pathology (IMP), Vienna, Austria.

48 - 11:15

Yan binding at the eve locus confers robustness. **Jemma L. Webber, Lauren Cote, Jie Zhang, Ilaria Rebay.** Ben May Department for Cancer Research, University of Chicago, Chicago, IL.

49 - 11:30

Why do transcriptional repressors recruit more than one corepressor? **Priyanka Upadhyai, Gerard Campbell.** Biological Sciences, University of Pittsburgh, Pittsburgh, PA.

50 - 11:45

Transcriptional arithmetic during gene regulatory evolution. **Albert J. Erives.** Dept of Biology, University of Iowa, Iowa City, IA, USA.

51 - 12:00

Ancestral sequence reconstruction of the *even-skipped* stripe 2 enhancer in *Drosophila*. **Carlos Martínez^{1,2}, Ah-Ram Kim^{1,3}, Joshua Rest⁴, Kenneth Barr⁵, Michael Ludwig^{1,2}, Kevin White², John Reinitz^{1,2,6,7}.** 1) Ecology & Evolution, UC, Chicago, IL; 2) Chicago Center for Systems Biology, UC, Chicago, IL; 3) Biochemistry & Cell Biology, SUNY, Stony Brook, NY; 4) Ecology & Evolution, SUNY, Stony Brook, NY; 5) Genetics, Genomics, & Systems Biology, UC, Chicago, IL; 6) Statistics, UC, Chicago, IL; 7) Molecular Genetics & Cell Biology, UC, Chicago, IL.

52 - 12:15

Evolution of Transcriptional Regulation in Early Embryos of the *Drosophila* Genus. **Mathilde Paris¹, Tommy Kaplan¹, Susan Lott¹, Xiao-Yong Li², Jacqueline Villalta², Michael Eisen^{1,2}.** 1) Molecular and Cellular Biology, QB3 Institute, BERKELEY, CA; 2) Howard Hughes Medical Institute, University of California Berkeley, Berkeley, CA.

Neurophysiology and Behavior

Co-Moderators: Dan Tracey, Duke University, Durham, North Carolina and Marta Zlatic, HHMI Janelia Farm Campus, Ashburn, Virginia
Room: Chicago 6/7, Level 4

53 - 10:45

The *Drosophila* vesicular monoamine transporter mutation provides a sensitized system to identify drugs that regulate aminergic neurotransmission. **Hakeem O. Lawal, Traci Biedermann, Filmon Mehanzel, David E. Krantz.** Psychiatry & Biobehavioral Sci, Univ California, Los Angeles, Los Angeles, CA.

54 - 11:00

A non-binary expression approach to generating brain-dopamine deficient *Drosophila*. **Karol Cichewicz¹, Magali Iché-Torres², Serge Birman², Jay Hirsh¹.** 1) Biology, University of Virginia, Charlottesville, VA; 2) CNRS, ESPCI, Paris.

55 - 11:15

Ryanodine receptor in neurons mediates volatile anesthetic sensitivity of *Drosophila*. **Shuying Gao, David Sandstrom, Qun Gu, Robert Scott, Howard Nash.** Laboratory of Molecular Biology, National Institute of Mental Health, NIH, Bethesda, MD.

56 - 11:30

stallone and *balboa* are DEG/ENaC genes required for mechanical nociception. **Stephanie Mauthner¹, Richard Hwang², Jason Caldwell³, W. Daniel Tracey^{1,2,3}.** 1) Univ Prog in Genetics and Genomics; 2) Dept of Neurobiology; 3) Dept of Anesthesiology, Duke University, Durham, NC.

57 - 11:45

Analysis of escape and avoidance behavior in *Drosophila* larvae. **Tomoko Ohyama, James Truman, Rex Kerr, Marta Zlatic.** Janelia Farm Research Campus/HHMI, Ashburn, VA.

58 - 12:00

Decision-making neurons for feeding behavior revealed by genetic activation in *Drosophila*. **Motojiro Yoshihara¹, Thomas Flood¹, Michael Gorczyca¹, Shinya Iguchi¹, Benjamin White², Kei Ito³.** 1) Neurobiology, UMass Medical School, Worcester, MA; 2) Laboratory of Molecular Biology, NIMH, Bethesda, MD; 3) Institute of Molecular and Cellular Biosciences, University of Tokyo, Tokyo, Japan.

59 - 12:15

A long-term memory circuit from mushroom bodies to central complex in the *Drosophila* brain. **Tsung-Pin Pai, Ann-Shyn Chiang.** Institute of Biotechnology/Brain Research Center, National Tsing Hua University, Hsinchu 30013, Taiwan.

CONCURRENT PLATFORM SESSIONS

FRIDAY, MARCH 9 10:45 am – 12:30 pm

Program number is in **bold** above title. The first author is the presenter. Full abstracts can be found online

Cell Cycle and Cell Death

Co-Moderators: Kristin White, Massachusetts General Hospital, Charlestown and Nam-Sung Moon, McGill University, Montreal, Canada

Room: Chicago 8-10, Level 4

60 - 10:45

How Do Endocycling Cells Block Apoptosis? **Bingqing Zhang, Christiane Hassel, Suozhi Qi, Brian R. Calvi**. Department of Biology, Indiana University, Bloomington, IN.

61 - 11:00

Lack of E2F activity protects cells from irradiation-induced cell death. **Aaron M. Ambrus¹, Abul B. M. M. K. Islam², Mary Truscott¹, Núria López-Bigas², Maxim V. Frolov¹**. 1) Department of Biochemistry & Molecular Genetics, University Illinois at Chicago, Chicago, IL; 2) Research Unit on Biomedical Informatics, Department of Experimental Health and Sciences, PRBB, Universitat Pompeu Fabra, Barcelona, Spain.

62 - 11:15

JNK and Draper regulate the engulfment of nurse cells by follicle cells during starvation induced mid-oogenesis cell death in the *Drosophila* ovary. **Jon Iker Etchegaray¹, Allison Timmons¹, Adam Klein¹, Tracy Pritchett², Elaine Welch¹, Kim McCall¹**. 1) Boston University, Boston, MA; 2) Boston University Medical School, Boston, MA.

63 - 11:30

A role for the *Drosophila* histone variant H2Av in mitotic chromosome segregation. **Giovanni Cenci^{1,2}, Fiammetta Verni³**. 1) Dip. Biologia di Base ed Applicata, Università dell'Aquila, Via Vetoio, 67100 L'Aquila, Italy; 2) Sbarro Institute for Cancer Research and Molecular Medicine, Dept. of Biology, Temple University, PA 19122, USA; 3) Dip. di Biologia e Biotecnologie "C. Darwin", Sapienza Università di Roma, Roma 00185, Italy.

64 - 11:45

The Tumor Suppressor APC2 and the Chk2 DNA Damage Checkpoint Promote Genomic Stability in the Early Embryo. **John Poulton, Frank Mu, Mark Peifer**. Dept of Biology, Linberger Comprehensive Cancer Center, Univ North Carolina, Chapel Hill, NC.

65 - 12:00

A FISH-based RNAi screen identifies genes involved in somatic homolog pairing of heterochromatic regions. **Eric Joyce, Ting Wu**. Genetics, Harvard Medical School, Boston, MA.

66 - 12:15

Identification of factors that cooperate with *rbf1* mutations. **Nam-Sung Moon, Kate Krivy, Mary-Rose Bradley-Gill**. Department of Biology, Developmental Biology Research Initiative, McGill University, Montreal, Quebec H3A 1B1, Canada.

Notes

CONCURRENT PLATFORM SESSIONS

FRIDAY, MARCH 9 4:30 pm – 6:30 pm

Program number is in **bold** above title. The first author is the presenter. Full abstracts can be found online

Physiology and Aging

Co-Moderators: Pankaj Kapahi, Buck Institute, Novato, California and Blanka Rogina, University of Connecticut Health Center, Farmington Room: Sheraton 4/5, Level 4

67 - 4:30

Role of oenocytes in metabolic response to starvation. **Debamita Chatterjee, Heinrich Jasper**. Department of Biology, University of Rochester, Rochester, NY.

68 - 4:45

Juvenile hormone regulation of lipid metabolism through insulin signaling. **Hua Bai, Ping Kang, Marc Tatar**. Ecology & Evolutionary Biol, Brown University, Providence, RI.

69 - 5:00

An Interleukin-6 like cytokine regulates systemic insulin signaling by conveying the 'fed' state from the fat body to the brain. **Akhila Rajan¹, Norbert Perrimon^{1,2}**. 1) Department of Genetics, Harvard Medical School, Boston, MA; 2) Howard Hughes Medical Institute, 77 Ave Louis Pasteur, Boston, MA.

70 - 5:15

MASOP coordinates imaginal disc growth and maturation with developmental timing. **Julien Colombani, Ditte Andersen, Pierre Leopold**. Institute of Developmental Biology and Cancer, Nice, France.

71 - 5:30

Drosophila Lipoprotein Metabolism. **Wilhelm Palm, Julio Sampaio, Suzanne Eaton**. Max Planck Institute of Molecular Cell Biology, Dresden, Germany.

72 - 5:45

MPC1 plays an essential role in pyruvate metabolism in yeast, *Drosophila* and human disease. **Daniel K. Bricker¹, Thomas Orsak², John Schell², Yu-Chan Chen², Eric Taylor², Michele Brivet³, Audrey Boutron³, Jared Rutter², Carl S. Thummel¹**. 1) Dept of Human Genetics, University of Utah School of Medicine, Salt Lake City, UT; 2) Dept of Biochemistry, University of Utah School of Medicine, Salt Lake City, UT; 3) Laboratoire de Biochimie, AP-HP Hôpital de Bicêtre, Le Kremlin Bicêtre, France.

73 - 6:00

Mitochondrial genotype alters the nuclear transcriptional response to varied levels of hypoxia in *Drosophila*. **David M. Rand, Patrick A. Flight, Nicholas Jourjine, Lei Zhu**. Ecology & Evolutionary Biol, Brown Univ, Providence, RI.

74 - 6:15

Gustatory Regulation of Aging in *Drosophila melanogaster*. **Michael J. Waterson¹, Zachary M. Harvanek², Ivan Ostojic³, Joy Alcedo³, Scott D. Pletcher^{1,4}**. 1) Cellular and Molecular Biology Graduate Program, University of Michigan; 2) Medical Scientist Training Program, University of Michigan; 3) Friedrich Miescher Institute for Biomedical Research, Basel, Switzerland; 4) Department of Molecular and Integrative Physiology, University of Michigan, Ann Arbor, MI.

Chromatin and Epigenetics

Co-Moderators: Leonie Ringrose, Institute of Molecular Biotechnology, Vienna, Austria and Nicole Francis, Harvard University, Cambridge, Massachusetts
Room: Chicago 6/7, Level 4

75 - 4:30

Dynamic and Tissue Specific Regulation of Gene Activation and Silencing by Noncoding PRE/TRE Transcription. **Leonie Ringrose¹, Adelheid Lempradl^{1,2}, Frank Ruge¹, Helena Okulski¹, Christina Altmutter¹, Gerald Schmaus¹, Karin Aumayr^{1,3}, Hasene Basak Senergin¹, Andrew Dimond^{1,4}**. 1) IMBA (Institute of Molecular Biotechnology), Vienna, Austria; 2) MPI (Max Planck Institute of Immunology and Epigenetics), Freiburg, Germany; 3) IMP (Institute of Molecular Pathology), Vienna, Austria; 4) Nuclear Dynamics ISP, Babraham Institute, Cambridge, UK.

76 - 4:45

An RNA Memory Mechanism to Inherit Epigenetic Marks. **Maria Cristina Onorati, Walter Arancio, Davide F. V. Corona**. STEMBIO, Telethon Dulbecco Institute c/o University of Palermo, Italy.

77 - 5:00

Insulators bring active genes into transcription factories in *Drosophila*. **Hua-Bing Li, Vincenzo Pirrotta**. Molecular Biology & Biochemistry, Rutgers University, Piscataway, NJ.

78 - 5:15

A genetic screen for recessive Polycomb group mutants. **James A. Kennison, Mark A. Mortin, Monica T. Cooper**. Program in Genomics of Differentiation, NIH, Bethesda, MD.

79 - 5:30

Mapping of chromosomal proteins of the bithorax complex in single parasegments. **Welcome Bender¹, Heber Domingues¹, Sarah Bowman², Robert Kingston²**. 1) BCMP Dept, Harvard Medical Sch, Boston, MA; 2) Dept. of Molecular Biology, Massachusetts General Hospital, Boston, MA 02114.

80 - 5:45

Spliceosomal Dynamics is Required for Nurse-Cell Chromatin Dispersal In the *Drosophila* Germ Line. **Stephen M. Klusza, Shirelle Figueroa, Amanda Novak, Billy Palmer, Wu-Min Deng**. Dept Biological Sci, Florida State Univ, Tallahassee, FL.

81 - 6:00

Phylogenomic analysis of the Heterochromatin Protein 1 gene family defines new germline-restricted functions. **Mia Levine¹, Connor McCoy¹, Danielle Vermaak¹, Mary Alice Hiatt¹, Frederick Matsen¹, Harmit Malik^{1,2}**. 1) Fred Hutchinson Cancer Research Center, Seattle, WA; 2) Howard Hughes Medical Institute.

82 - 6:15

The Unusual Features of Active Genes on *Drosophila melanogaster* Chromosome Four: Reinterpreting the Roles of Chromatin Modifications. **Sarah CR Elgin¹, Nicole C. Riddle¹, Tingting Gu¹, Youngsook L. Jung², Monica Sentmanat¹, modENCODE *Drosophila* Chromatin Consortium**. 1) Washington Univ, St Louis, MO; 2) Harvard Medical School, Boston, MA.

CONCURRENT PLATFORM SESSIONS

FRIDAY, MARCH 9 4:30 pm – 6:30 pm

Program number is in **bold** above title. The first author is the presenter. Full abstracts can be found online

Pattern Formation

Co-Moderators: Seth Blair, University of Wisconsin, Madison and Trudi Schupbach, Princeton University, New Jersey
Room: Chicago 8-10, Level 4

87 - 4:30

Inverse Regulation of Target Genes Distant from the Dpp Morphogen Source. **Offer Gerlitz¹, Oren Ziv¹, Rutie Finkelstein¹, Yaron Suissa¹, Tama Dinur¹, Girish Deshpande²**. 1) Developmental Biology and Cancer Research, IMRIC, The Hebrew University-Hadassah Medical School, Jerusalem; 2) Department of Molecular Biology, Princeton University.

83 - 4:45

The Tbx-20 transcription factor Midline functions as a localized negative regulator of epidermal growth factor receptor signaling. **Mariana Fregoso Lomas¹, Fiona Hails¹, Jean-François Boisclair Lachance^{1,2}, Laura Nilson¹**. 1) Biology, McGill University, Montreal, QC, Canada; 2) Biological Sciences, University of Chicago, Chicago, IL, USA.

84 – 5:00

Evolutionary variation in the Dorsal gradient distribution. **J. Sebastian Chahda¹, Claudia M. Mizutani^{1,2}**. 1) Case Western Reserve University, Cleveland, OH. Department of Biology; 2) Case Western Reserve University, Cleveland, OH. Department of Genetics.

85 - 5:15

Computer-aided estimation of the motor neuron morphology patterns. **Xiao Chang¹, Ashutosh Kale¹, Lauren Dodge¹, Jennifer Brazill², Michael D. Kim², Gavriil Tsechpenakis¹**. 1) Computer and Information Science, Indiana University-Purdue University Indianapolis, Indianapolis, IN; 2) Department of Molecular and Cellular Pharmacology, University of Miami School of Medicine, Miami, FL.

86 - 5:30

Physical mechanisms shaping the *Drosophila* dorsoventral compartment boundary. **Christian Dahmann^{1,2}, Maryam Aliee³, Jens-Christian Röper¹, Katharina Landsberg¹, Constanze Pentzold¹, Thomas Widmann¹, Frank Jülicher³**. 1) Max Planck Institute of Molecular Cell Biology and Genetics, Dresden, Germany; 2) Institute of Genetics, Dresden University of Technology, Dresden, Germany; 3) Max Planck Institute for the Physics of Complex Systems, Dresden, Germany.

88 - 5:45

Association Mapping to Identify New Leg Development Genes. **Megan Leach, Nathaniel Grubbs, Xin Su, Tiffany Petrisko, Catherine Longo, James Mahaffey**. Genetics Department, North Carolina State University, Raleigh, NC.

89 - 6:00

Domain specific E3 ubiquitin ligase mediated Wingless degradation promotes Dorso-Ventral lineage in the developing *Drosophila* eye. **Meghana Tare¹, Madhuri Kango-Singh^{1,2,3}, Amit Singh^{1,2,3}**. 1) Dept of Biology, University Dayton, 300 College Park Drive, Dayton OH; 2) Premedical Program, University of Dayton, 300 College Park Drive, Dayton OH; 3) Center for Tissue Regeneration and Engineering at Dayton (TREND), University of Dayton, 300 College Park Drive, Dayton OH.

90 - 6:15

Fat and Mitochondrial Complex I component Ndufv2 interact to regulate planar cell polarity. **Anson Sing¹, Mailis Bietenhader², Lacramioara Fabian³, Robyn Rosenfeld¹, Julie Brill³, G. Angus McQuibban², Helen McNeill¹**. 1) Molecular Genetics, University of Toronto, Toronto, ON, Canada; 2) Department of Biochemistry, University of Toronto, ON, Canada; 3) Program in Developmental & Stem Cell Biology, The Hospital for Sick Children, Toronto, ON, Canada.

Notes

CONCURRENT PLATFORM SESSIONS

SATURDAY, MARCH 10 8:30 am – 10:15 am

Program number is in **bold** above title. The first author is the presenter. Full abstracts can be found online

RNA Biology

Co-Moderators: Howard Lipshitz, University of Toronto, Canada and Jim Wilhelm, University of California, San Diego
Room: Sheraton 4/5, Level 4

91 - 8:30

oskar Translational Activation: a 5' Activating Region Directs Translational Activation throughout the oocyte. **Matt Kanke, Goheun Kim, Young Hee Ryu, Paul Macdonald**. Molecular Cell and Developmental Biology, University of Texas at Austin, Austin, TX.

92 - 8:45

Local trafficking sorts germ plasm RNPs into distinct cortical domains. **Jack J. Lee, Kristina S. Sinsimer, Shawn C. Little, Stephan Y. Thiberge, Eric F. Wieschaus, Elizabeth R. Gavis**. Princeton University, Princeton, NJ.

93 - 9:00

The *Drosophila* pan gu kinase complex regulates RNP stability via ubiquitin-dependent proteolysis. **Risa Broyer¹, Brian Sato², Jim Wilhelm¹**. 1) Section on Cell and Developmental Biology, UC San Diego, La Jolla, CA; 2) Dept of Molecular Biology and Biochemistry, UC Irvine, Irvine, CA.

94 - 9:15

Messenger RNA nuclear retention as a novel facet of the DNA damage response. **Eric Lecuyer^{1,2,3}, Mélanie Douziech¹, Carole Iampietro¹, Neal Cody¹, Xiaofeng Wang¹, Moineau-Vallée Karine^{1,2}, Henry Krause⁴**. 1) Systems Biology Research Axis, IRCM, Montréal, QC, Canada; 2) Département de Biochimie, Université de Montréal, Montréal, QC, Canada; 3) Division of Experimental Medicine, McGill University, Montréal, QC, Canada; 4) Donnelly CCB, University of Toronto, Toronto, ON, Canada.

95 - 9:30

Identification of chemical compounds that inhibit Ago2-mediated small RNA silencing in *Drosophila*. **Christophe Antoniewski¹, Caroline Jacquier¹, Anne-Laure Bougé¹, Fabrice de Chaumont², Jean-Christophe Olivo-Marin², Hélène Munier-Lehman², Clément Carré¹, Hélène Thomassin¹**. 1) Developmental Biology Laboratory, CNRS UMR 7622 - University Pierre & Marie Curie, 75252 Paris CDX 05, France; 2) Institut Pasteur, 25 rue du Docteur Roux 75724 Paris CDX 15, France.

96 - 9:45

Forward genetic screens for genes affecting nonsense mediated mRNA decay reveal Smg6 is not an essential decay factor. **Kimberly A. Frizzell, Shawn Rynearson, Mark M. Metzstein**. Dept Human Gen, Univ Utah, Salt Lake City, UT.

97 - 10:00

Zfrp8 and piRNA pathway components in *Drosophila* hematopoiesis. **Svetlana Minakhina, Ruth Steward**. Waksman Inst, Rutgers Univ, Piscataway, NJ.

Cell Biology and Signal Transduction I

Co-Moderators: Kristi Wharton, Brown University, Providence, Rhode Island and Matt Gibson, Stowers Institute, Kansas City, Missouri
Room: Chicago 6/7, Level 4

98 - 8:30

Essential and equivalent roles for ligands signaling through the EGFR in *Drosophila* development. **Christina L. Austin, Amanda A. Simcox**. Department of Molecular Genetics, The Ohio State University, Columbus, OH.

99 - 8:45

Trafficking of the EGFR ligand Spitz to distinct membrane domains regulates signaling capacity in polarized tissues. **Josefa Steinhauer¹, Jessica Treisman²**. 1) Department of Biology, Yeshiva College, New York, NY; 2) Skirball Institute of Biomolecular Medicine, NYU Langone Medical Center, New York, NY.

100 - 9:00

Mechanisms of Evi/Wls mediated Wnt-secretion - novel pathways beyond bulk secretion. **Julia C. Gross, Varun Chaudhary, Michael Boutros**. Division Signaling and Functional Genomics, German Cancer Research Center (DKFZ), Heidelberg, Germany.

101 - 9:15

Wingless is secreted on exosome-like vesicles in *Drosophila* S2 cells. **Karen Beckett¹, Solange Monier², Hannah Green¹, Roland LeBorgne², Jean-Paul Vincent¹**. 1) Developmental Biology, National Institute for Medical Research, London, United Kingdom; 2) CNRS UMR 6061, Université de Rennes 1, 35043 Rennes Cedex, France.

102 - 9:30

Polarized biosynthesis and secretion of Collagen IV during organ morphogenesis. **Sally Horne-Badovinac, David Lerner, Darcy McCoy, Gary Gerlach II**. Department of Molecular Genetics and Cell Biology, The University of Chicago, Chicago, IL.

103 - 9:45

A Novel Role for UDP-GlcNAc in Dpp Signal Antagonism. **Gregory B. Humphreys, Kate Monroe, Molly Jud, Anthea Letsou**. Human Gen, Univ Utah, Salt Lake City, UT.

104 - 10:00

The classic fibrodysplasia ossificans progressiva mutation reveals the latent kinase activity of the *Drosophila* BMP type I receptor Saxophone. **Viet Le, Kristi Wharton**. MCB Dept, Brown University, Providence, RI.

CONCURRENT PLATFORM SESSIONS

SATURDAY, MARCH 10 8:30 am – 10:15 am

Program number is in **bold** above title. The first author is the presenter. Full abstracts can be found online

Evolution and Quantitative Genetics I

Notes

Co-Moderators: Mohamed Noor, Duke University, Durham, North Carolina and Kelly Dyer, University of Georgia, Athens
Room: Chicago 8-10, Level 4

105 - 8:30

The impact of mutational biases and positive selection on the distribution of Copy Number Variants among five worldwide populations of *Drosophila melanogaster*. **Margarida Cardoso-Moreira, Jennifer K. Grenier, Andrew G. Clark**. Molecular Biology and Genetics, Cornell University, Ithaca, NY.

106 - 8:45

Variation in Genome Structure in *Drosophila yakuba*. **Rebekah L. Rogers, Kevin R. Thornton**. Ecology and Evolutionary Biology, Thornton Lab, Irvine, CA.

107 - 9:00

Evolution of New Genes with Essential Functions in *Drosophila* Development and Reproduction. **Sidi Chen, Manyuan Long**. Dept Ecology & Evolution, The University of Chicago, Chicago, IL 60637.

108 - 9:15

A genome wide association study reveals genetic evidence of the mutation accumulation theory of aging in age-specific fecundity in *Drosophila melanogaster*. **Mary F. Durham¹, Michael Magwire², Jeff Leips¹**. 1) Dept Biological Sci, Univ Maryland, Baltimore County, Baltimore, MD; 2) Department of Genetics, NC State University, Raleigh, NC.

109 - 9:30

Strong Purifying Selection at Synonymous Sites in *D. melanogaster*. **David S. Lawrie¹, Philipp W. Messer², Ruth Hershberg³, Dmitri A. Petrov²**. 1) Dept. of Genetics, Stanford University, Stanford, CA; 2) Dept. of Biology, Stanford University, Stanford, CA; 3) The Ruth and Burce Rappaport Faculty of Medicine, Technion - Israel Institute of Technology, Haifa, Israel.

110 - 9:45

Small-scale Hitchhiking Effects in *Drosophila*. **Grace Y. C. Lee, David J. Begun, Charles H. Langley**. Ctr Population Biol, Univ California, Davis, Davis, CA.

111 - 10:00

Molecular Evolutionary Analysis of Flightin Reveals a Novel Protein Motif unique to Pancrustacea. **Jim O. Vigoreaux¹, Pedro Alvarez-Ortiz¹, Felipe Soto^{1,2}**. 1) Department of Biology, University of Vermont, Burlington, VT; 2) Illinois Natural History Survey, Champaign, IL.

CONCURRENT PLATFORM SESSIONS

SATURDAY, MARCH 10 10:45 am – 12:30 pm

Program number is in **bold** above title. The first author is the presenter. Full abstracts can be found online

Systems and Quantitative Biology

Co-Moderators: David Arnosti, Michigan State University, East Lansing and Stas Shvartsman, Princeton University, New Jersey
Room: Sheraton 4/5, Level 4

112 - 10:45

The YAN Network is robust against YAN protein variation in the developing eye. **Nicolás Peláez**^{1,2,3}, **Hiba Eltahir**^{1,3}, **Alec Victorsen**³, **Kevin White**^{3,4}, **Iliaria Rebay**^{3,4}, **Luís Amaral**^{1,2,3}, **Richard Carthew**^{1,3}. 1) Molecular Biosciences, Northwestern University, Evanston, IL; 2) Howard Hughes Medical Institute; 3) Chicago Center for Systems Biology, IL; 4) University of Chicago, Dept. Human Genetics / Dept. for Cancer Research, IL.

113 - 11:00

Quantitative insights into enhancer architecture of dorsal-ventral patterning in *Drosophila*. **Rupinder Sayal**¹, **Jacqueline Dresch**², **Irina Pushel**¹, **David Arnosti**¹. 1) Biochem & Molec Biol, Michigan State Univ, East Lansing, MI; 2) Mathematics, Michigan State Univ, East Lansing, MI.

114 - 11:15

Increasing discriminative power in computational evaluation of the BMP activity distribution in wing disks. **Alexi Brooks**^{1,2}, **Tara Brosnan**^{1,2}, **Mohit Bahel**^{2,3}, **David Umulis**⁴, **Laurel Raftery**^{1,2}. 1) School of Life Sciences, University of Nevada, Las Vegas, Las Vegas, NV; 2) CBRC, MGH/Harvard Medical School, Charlestown, MA; 3) New York University, New York, NY; 4) Department of Agriculture and Biological Engineering, Purdue University, Lafayette, IL.

115 - 11:30

Reverse-engineering the evolutionary and developmental dynamics of the gap gene system. **Johannes Jaeger**, **Karl Wotton**, **Anton Crombach**, **Damjan Cicin-Sain**. EMBL/CRG Research Unit in Systems Biology CRG - Centre de Regulació Genòmica Barcelona, Spain.

116 - 11:45

Consequences of enhancer architecture for gene expression dynamics and fitness. **Manu Manu**¹, **Michael Ludwig**^{1,2}, **Ralf Kittler**^{2,3}, **Kevin White**^{2,3}, **Martin Kreitman**^{1,2}. 1) Ecology and Evolution, University of Chicago, Chicago, IL; 2) Institute for Genomics and Systems Biology, University of Chicago, Chicago, IL; 3) Human Genetics, University of Chicago, Chicago, IL.

117 - 12:00

Epithelial folding during eggshell morphogenesis. **Miriam Osterfield**¹, **XinXin Du**², **Trudi Schüpbach**^{4,5}, **Eric Wieschaus**^{4,5}, **Stanislav Shvartsman**^{1,3}. 1) Lewis-Sigler Institute, Princeton Univ, Princeton, NJ; 2) Department of Physics, Princeton University, NJ; 3) Department of Chemical and Biological Engineering, Princeton University, NJ; 4) Department of Molecular Biology, Princeton University, NJ; 5) Howard Hughes Medical Institute.

118 - 12:15

Quantifying the consistency of interactions in the NADP(H) enzyme network across varying environmental conditions. **Teresa Rzezniczak**, **Thomas J. S. Merritt**. Department of Chemistry & Biochemistry, Laurentian University, Sudbury, Ontario, Canada.

Cell Biology and Signal Transduction II

Co-Moderators: Kristi Wharton, Brown University, Providence, Rhode Island and Matt Gibson, Stowers Institute, Kansas City, Missouri
Room: Chicago 6/7, Level 4

119 - 10:45

The GEF Vav regulates collective cell migration downstream of guidance receptors by locally activating Rac at the leading edge. **Cecilia H. Fernandez-Espartero**¹, **Damien Ramel**², **Marganit Farago**³, **Malartre Marianne**^{1,5}, **Carlos M. Luque**^{1,4}, **Shiran Limanovich**³, **Shulamit Katzav**³, **Gregory Emery**², **Maria D. Martín-Bermudo**¹. 1) Centro Andaluz de Biología del Desarrollo (CABD), CSIC, Sevilla, Spain; 2) IRIC, Université de Montréal, Quebec, Canada; 3) IMRID, Jerusalem, Israel; 4) EMBL, Heidelberg, Germany; 5) Université Paris Sud, France.

120 - 11:00

Signal regulation by Rab5 GEFs in *Drosophila melanogaster*. **Katja L. Vogt**, **Martin P. Zeidler**, **Elizabeth Smythe**. Biomedical Sciences, University of Sheffield, Sheffield, United Kingdom.

121 - 11:15

Endocytic regulation of collective cell migration. **Gregory Emery**¹, **Damien Ramel**¹, **Xiaobo Wang**², **Denise Montell**². 1) IRIC, University of Montreal, Montreal, QC, Canada; 2) Department of Biological Chemistry, Center for Cell Dynamics, Johns Hopkins School of Medicine, Baltimore, MD.

122 - 11:30

Intercellular protein movement in syncytial *Drosophila* follicle cells. **Peter McLean**, **Stephanie Airoldi**, **Lynn Cooley**. Genetics, Yale School of Medicine, 333 Cedar St, New Haven, CT 06520.

123 - 11:45

Destabilization of Integrin-dependent adhesion leads to epidermal cell-cell fusion in *Drosophila* larvae. **Yan Wang**, **Michael Galko**. Biochemistry and Molecular Biology, University of Texas MD Anderson Cancer Center, Houston, TX.

124 - 12:00

Wunen, a *Drosophila* lipid phosphate phosphatase, is required for septate junction mediated barrier function. **Andrew D. Renault**¹, **Kristina E. Ile**¹, **Ratna Tripathy**¹, **Valentina Goldfinger**^{1,2}. 1) Max Planck Institute for Developmental Biology, Tübingen, Germany; 2) Department of Microbiology/Biotechnology, University of Tübingen, Tübingen, Germany.

125 - 12:15

Macroglobulin complement related is a secreted core septate junction protein whose localization is mediated through the transmembrane protein Neuroglian. **Sonia Hall**, **Robert Ward**. Molecular Biosciences, University of Kansas, Lawrence, KS.

CONCURRENT PLATFORM SESSIONS

SATURDAY, MARCH 10 10:45 am – 12:30 pm

Program number is in **bold** above title. The first author is the presenter. Full abstracts can be found online

Evolution and Quantitative Genetics II

Notes

Co-Moderators: Mohamed Noor, Duke University, Durham, North Carolina and Kelly Dyer, University of Georgia, Athens
Room: Chicago 8-10, Level 4

126 - 10:45

In a variable thermal environment selection favors greater plasticity of cell membranes in *Drosophila melanogaster*. **Brandon S. Cooper**¹, **Loubna A. Hammad**², **Nicholas P. Fisher**¹, **Jonathan A. Karty**², **Kristi L. Montooth**¹. 1) Department of Biology, Indiana University, Bloomington, IN; 2) METACyt Biochemical Analysis Center, Department of Chemistry, Indiana University, Bloomington, IN.

127 - 11:00

Epigenetics and evolution of TE control by piRNA: The significance of dose. **Justin P. Blumenstiel**¹, **Dean M. Castillo**¹, **Mauricio Galdos**¹, **Chris Harrison**¹, **Michelle Wickersheim**¹, **Kim S. Box**¹, **Alex Abdullayev**¹, **Dan Brown**¹, **Jianwen Fang**². 1) Department of Ecology and Evolutionary Biology, University of Kansas, Lawrence, KS; 2) Applied Bioinformatics Lab, University of Kansas, Lawrence, KS.

128 - 11:15

Probing Developmental Networks via Compensatory Evolution. **Sudarshan Chari**, **Ian Dworkin**. Zoology & EEBC, Michigan State University, East Lansing, MI.

129 - 11:30

Emergence and diversification of a *Drosophila* pigmentation pattern through the assembly and evolution of a novel gene regulatory module. **Benjamin Prud'homme**. IBDMML, CNRS, Marseille, France.

130 - 11:45

The genetic architecture of hybrid inviability between *Drosophila melanogaster* and *D. santomea*. **Daniel R. Matute**, **Jerry Coyne**. Ecology & Evolution, Univ Chicago, Chicago, IL.

131 - 12:00

Mutations in the *neverland* gene turned *Drosophila pachea* into an obligate specialist species. **Virginie Orgogozo**¹, **Michael Lang**¹, **Sophie Murat**¹, **Géraldine Gouppil**¹, **Luciano Matzkin**³, **Catherine Blais**², **Émilie Guittard**², **Takuji Yoshiyama-Yanagawa**^{4,5}, **Hiroshi Kataoka**⁵, **Ryusuke Niwa**^{4,6}, **René Lafont**², **Chantal Dauphin-Villemant**². 1) Institut Jacques Monod, CNRS UMR7592, Paris, France; 2) UPMC, Univ Paris 06, Paris, France; 3) University of California San Diego, Section of Ecology, Behavior and Evolution, La Jolla, CA; 4) Graduate School of Life and Environmental Sciences, University of Tsukuba, Tennoudai, Japan; 5) Department of Integrated Biosciences, Graduate School of Frontier Sciences, The University of Tokyo, Kashiwa, Japan; 6) Initiative for the Promotion of Young Scientists' Independent Research, University of Tsukuba, Tsukuba, Japan.

132 - 12:15

Seasonal variation in life history traits in two species of *Drosophila*. **Emily Behrman**, **Katherine OBrien**, **Paul Schmidt**. University of Pennsylvania, Philadelphia, PA.

CONCURRENT PLATFORM SESSIONS

SATURDAY, MARCH 10 4:00 pm – 6:00 pm

Program number is in **bold** above title. The first author is the presenter. Full abstracts can be found online

Techniques and Functional Genomics

Co-Moderators: Marc Halfon, State University of New York at Buffalo and Michelle Arbeitman, Florida State University, Tallahassee
Room: Sheraton 4/5, Level 4

133 - 4:00

Synthetic Genetic Interactions of Cell Cycle Modulators in *Drosophila*. **Maximilian J. Billmann**¹, **Thomas Horn**¹, **Bernd Fischer**², **Thomas Sandmann**¹, **Wolfgang Huber**², **Michael Boutros**¹. 1) German Cancer Research Center (DKFZ), Division Signaling and Functional Genomics, Heidelberg, Germany; 2) EMBL, Genome Biology Program, Heidelberg, Germany.

134 - 4:15

The Transgenic RNAi Project at Harvard Medical School, The TRiP, is expanding the collection and is establishing the "Digital Red Book of RNAi". **LA Perkins**^{1,2}, **L. Holderbaum**¹, **D. Yang-Zhou**¹, **L. Jiang**¹, **R. Tao**¹, **C. Hu**¹, **R. Sopko**¹, **S. Ball**¹, **M. Foos**¹, **A. Miller**¹, **S. Randklev**¹, **I. Flockhart**¹, **B. McElvany**¹, **S. Mohr**¹, **JQ Ni**^{1,4}, **LP Liu**^{1,4}, **S. Kondo**^{1,5}, **N. Perrimon**^{1,3}. 1) Dept Genetics, Harvard Medical School, Boston, MA; 2) MGH, Boston, MA; 3) HHMI; 4) Tsinghua U Stock Center, China; 5) DGRC, Japan.

135 - 4:30

Building a community resource of GFP tagged *Drosophila melanogaster* transcription factors. **Rebecca F. Spokony**¹, **Alec Victorsen**¹, **Stacy L. Holtzman**², **Sarah El Mouatassim Bih**¹, **Rebecca Cholist**¹, **Nader Jameel**¹, **Koen J. T. Venken**³, **Michael Z. Ludwig**¹, **Jennifer Moran**¹, **Nicolas Negre**¹, **Matthew Slattery**¹, **Hugo J. Bellen**³, **Thomas C. Kaufman**², **Kevin P. White**¹. 1) Institute for Genomics & Systems Biology, University of Chicago, Chicago, IL; 2) Department of Biology, Indiana University, Bloomington, IN; 3) HHMI, Baylor College of Medicine, Houston, TX.

136 - 4:45

Tissue-Specific Translation State Array Analysis in *Drosophila melanogaster*. **Patrick W.-L. Li**, **Artem Zycovich**, **Guiping Du**, **Marysia Kolipinski**, **Pankaj Kapahi**. Buck Institute for Research on Aging, Novato, CA.

137 - 5:00

Accurate genome-wide identification of dynamic transcriptional enhancers during *Drosophila* development. **Daniel J. McKay**¹, **Jason D. Lieb**^{1,2}. 1) Dept of Biology, UNC Chapel Hill; 2) Carolina Center for Genome Sciences, UNC Chapel Hill, Chapel Hill, NC.

138 - 5:15

High resolution association mapping in an outbred *Drosophila melanogaster* population using Pool-Sequencing (NGS speed mapping). **Christian W. Schloetterer**, **Héloïse Bastide**, **Martina Visnovska**, **Raymond Tobler**, **Andrea Betancourt**. Inst f Populationsgenetik, Vetmeduni Vienna, Wien, Austria.

139 - 5:30

Super-Resolution Imaging of Regulatory Chromatin Dynamics in Developing Embryos. **Alistair N. Boettiger**, **Xiaowei Zhuang**. Chemistry and Chemical Biology, Harvard University, Cambridge, Ma.

140 - 5:45

Functional redundancy of the *Drosophila* p38 MAP kinases probed by mass spectrometry-based interaction proteomics. **Vladimir Belozero**^{1,2}, **Zhen-Yuan Lin**³, **Anne-Claude Gingras**^{3,4}, **Michael Siu**¹, **John McDermott**². 1) Department of Chemistry and Centre for Research in Mass Spectrometry, York University, Toronto, Ontario, Canada; 2) Department of Biology, York University, Toronto, Ontario, Canada; 3) Centre for Systems Biology, Samuel Lunenfeld Research Institute, Toronto, Ontario, Canada; 4) Department of Molecular Genetics, University of Toronto, Toronto, Ontario, Canada.

Cell Division and Growth Control

Co-Moderators: Bill Sullivan, University of California, Santa Cruz and Rachel Smith-Bolton, University of Illinois at Urbana-Champaign
Room: Chicago 6/7, Level 4

141 - 4:00

Pre-meiotic SOLO is required for sister chromatid cohesin, chromosome segregation, synaptonemal complex assembly, and DSB repair in *Drosophila* meiosis. **Rihui Yan**¹, **Bruce McKee**^{1,2}. 1) Dept Biochem, Cell, Molec Biol, Univ Tennessee, Knoxville, TN; 2) Genome Science and Technology Program, University of Tennessee, Knoxville, TN.

142 - 4:15

Control of centriole replication by centrosomin proteins. **Timothy Megraw**¹, **Ling-Rong Kao**¹, **Paul T. Conduit**², **Jordan W. Raff**². 1) Biomedical Sciences, Florida State University, Tallahassee, FL, USA; 2) Sir William Dunn School of Pathology, University of Oxford, Oxford, UK.

143 - 4:30

Spindle misorientation does not cause tumor-like phenotypes in the follicle cell epithelium. **Daniel T. Bergstrahl**, **Daniel St. Johnston**. Gurdon Inst, Univ Cambridge, Cambridge.

144 - 4:45

Endocrine hormonal effects on neoplastic tumorigenesis. **Thu H. Tran**, **Katherine Pfister**, **Adrian Halme**. Department of Cell Biology, University of Virginia School of Medicine, Charlottesville, VA.

145 - 5:00

Polyploidy as a mechanism of tissue repair. **Vicki P. Losick**¹, **Don T. Fox**², **Allan C. Spradling**¹. 1) Dept Embryology, HHMI, Carnegie Institution for Science, Baltimore, MD; 2) Department of Pharmacology and Cancer Biology Duke University Medical Center, Durham, NC.

146 - 5:15

Homeodomain-interacting protein kinase inhibits Hippo signaling to promote growth during *Drosophila* development. **Joanna Chen**, **Esther Verheyen**. Molecular Biology and Biochemistry, Simon Fraser University, Burnaby, British Columbia, Canada.

147 - 5:30

Tumor suppression by cell competition through regulation of the Hippo pathway. **Molly C. Schroeder**^{1,2}, **Chiao-Lin Chen**², **Madhuri Kango-Sing**³, **Chunyao Tao**², **Georg Halder**². 1) Baylor College of Medicine, One Baylor Plaza, Houston, TX 77030; 2) The University of Texas MD Anderson Cancer Center, 1515 Holcombe, Houston, TX 77030; 3) University of Dayton, Dayton, Ohio.

148 - 5:45

The cell adhesion molecule Echinoid functions as a tumor suppressor and upstream regulator of the Hippo signaling pathway. **Tao Yue**, **Aiguo Tian**, **Jin Jiang**. Developmental Biology, University of Texas Southwestern Medical Center, Dallas, TX.

CONCURRENT PLATFORM SESSIONS

SATURDAY, MARCH 10 4:00 pm – 6:00 pm

Program number is in **bold** above title. The first author is the presenter. Full abstracts can be found online

Gametogenesis and Organogenesis

Notes

Co-Moderators: Greg Beitel, Northwestern University, Evanston, Illinois and Lilach Gilboa, Weizmann Institute, Rhovot Israel
Room: Chicago 8-10, Level 4

149 - 4:00

Muscle size and myonuclear position are independently regulated by distinct Dynein pathways. **Victoria K. Schulman**^{1,2}, **Eric S. Folker**², **Mary K. Baylies**^{1,2}. 1) Weill Cornell Graduate School of Medical Sciences, New York, NY 10065; 2) Sloan-Kettering Institute, Memorial Sloan-Kettering Cancer Center, New York, NY 10065.

150 - 4:15

MiR-92b is a heart and muscle specific microRNA that regulates Mef2 level through a negative feedback loop in *Drosophila*. **Zhimin Chen**¹, **Shanshan Liang**¹, **Ying Zhao**¹, **Zhe Han**^{1,2}. 1) Department of Internal Medicine, Division of Molecular Medicine and Genetics, University of Michigan Medical School, Ann Arbor, MI; 2) Department of Cell and Developmental Biology, University of Michigan Medical School, Ann Arbor, MI.

151 - 4:30

Mitotic Cell Rounding Accelerates Invagination of the *Drosophila* Tracheal Placode. **Takefumi Kondo**, **Shigeo Hayashi**. Lab. for morphogenetic signaling, RIKEN CDB, Kobe, Hyogo, Japan.

152 - 4:45

Without Children (Woc) affects cystoblast differentiation and proper soma-germ line association by modulating Stat target gene expression. **Lilach Gilboa**, **Iris Maimon**, **Malka Popliker**. Biological Regulation, Weizmann Institute of Science, Rehovot, Israel.

153 - 5:00

Regulation of pachytene checkpoint in *Drosophila* ovaries via Polo-mediated phosphorylation of Maelstrom. **Jun Wei Pek**, **Toshie Kai**. Temasek Life Science Laboratory, 1 Research Link National University of Singapore Singapore 117604.

154 - 5:15

Tribbles is a kinase that directs a switch in gene expression to trigger follicle cell migration. **Leonard L. Dobens**, **Rahul Das**, **Venessa Masoner**, **Laramie Pence**. School of Biological Science, University Missouri-Kansas City, Kansas City, MO.

155 - 5:30

Cell-type-specific translational control of *cycB* in the *Drosophila* male germline. **Catherine C. Baker**, **Byung Soo Gim**, **Margaret T. Fuller**. Dept Developmental Biol, Stanford Univ Sch Medicine, Stanford, CA.

156 - 5:45

Barriers to Male Transmission of Mitochondrial DNA in Sperm Development. **Steven A. DeLuca**. Dev Biol, UCSF, San Francisco, CA.

Poster Legend:

Cell Biology and Signal Transduction	157A-283A
Cell Cycle and Checkpoints	284B-297C
Cell Death	298A-313A
Cell Division and Growth Control	314B-336C
Chromatin and Epigenetics	337A-379A
Drosophila Models of Human Diseases	380B-444C
Evolution and Quantitative Genetics	445A-545B
Gametogenesis and Organogenesis	546C-586A
Immunity and Pathogenesis	587B-606C
Neurophysiology and Behavior	607A-655A
Neural Development	656B-692B
Pattern Formation	693C-718A
Physiology and Aging	719B-755B
Regulation of Gene Expression	756C-808A
RNA Biology	809B-827B
Stem Cells	828C-847A
Techniques and Functional Genomics	848B-866B
Systems and Quantitative Biology	867C-886A
Educational Initiatives	887B-892A

Cell biology & signal transduction

157A

Regulation of epithelial polarity by the E3 ubiquitin ligase Neuralized and the Bearded inhibitors in *Drosophila*. **Soline Chanet, François Schweiguth**. Inst Pasteur - CNRS URA 2578, Paris.

158B

Wild-type Planar Cell Polarity requires the spatially restricted activity of Prickle protein isoforms. **Simon Collier, Meagan Valentine, Andrea Belalcázar**. Dept Biological Sci, Marshall Univ, Huntington, WV.

159C

apKC regulates localization but not function of Numb during neuroblast asymmetric divisions. **Jill Haenfler¹, Chaoyuan Kuang^{1,2}, Cheng-Yu Lee^{1,3,4,5}**. 1) Program in Cell and Molecular Biology; 2) MSTP; 3) Dept of Cell and Dev Biology; 4) Div of Mol Med & Genetics, Dept of Int Med; 5) Center for Stem Cell Biology, Life Sciences Inst, Univ of Michigan, Ann Arbor, MI.

160A

Functions of a helix-loop-helix transcription factor, Extramacrochaetae, in development of left-right asymmetry in the *Drosophila* embryonic hindgut. **Ryo Hatori, Kiichiro Taniguchi, Takashi Okumura, Naotaka Nakazawa, Reo Maeda, Kenji Matsuno**. Tokyo University, Department of Biological Science and Technology Noda, Chiba Yamazaki 2641.

161B

Epithelial cell polarity in the hindgut of the *Drosophila* embryo. **Alexandra Kumichel, Elisabeth Knust**. Max Planck Institute of Molecular Cell Biology and Genetics, Pfotenhauerstr. 108, Dresden, Germany.

162C

Drosophila Planar Polarity Gene Multiple Wing Hairs Interacts with formin to Locally Inhibit Actin Cytoskeleton. **Qiheng Lu, Paul Adler**. University of Virginia, Charlottesville, VA.

163A

Separating planar cell polarity and Hippo signaling activities of the protocadherins Fat and Dachsous. **Hitoshi Matakatsu, Seth Blair**. Dept Zoology, Univ Wisconsin, Madison, WI.

164B

Short stop in rhabdomere terminal web is essential for *Drosophila* photoreceptor morphogenesis. **Sang-Chul Nam, Uyen Ngoc Mui, Christina M. Lubczyk**. Dept Biol, Baylor Univ, Waco, TX.

165C

Impact of retinal disease-causing missense mutations in the extracellular domain of Crumbs on photoreceptor development and survival in *Drosophila*. **Milena Pellikka, Ulrich Tepass**. Dept Cell & Systems Biology, University of Toronto, Toronto, ON.

166A

Crumbs supports apical delivery in the developing photoreceptor. **Rhian F. Walther, Franck Pichaud**. MRC LMCB, University College London, London, United Kingdom.

167B

An shRNA screen for genes involved in epithelial polarity identifies a novel member of the Par polarity complex. **Frederik Wirtz-Peitz¹, Dong Yan¹, Takashi Nishimura², Norbert Perrimon¹**. 1) Department of Genetics, Harvard Medical School, Boston, MA; 2) RIKEN Center for Developmental Biology, Kobe, Japan.

168C

Determining the mechanisms of CTP synthase filament (cytoophidia) formation. **Gabriel N. Aughey, Ji-long Liu**. MRC Functional Genomics Unit, University of Oxford, Oxford, United Kingdom.

169A

Coordination between stable and dynamic microtubule networks determines and maintains *Drosophila* bristle shape. **Amir Bitan, Uri Abdu**. Department of life sciences, Ben Gurion University, Beer Sheva, Israel.

170B

JNK signaling regulates the actin-binding protein Profilin in *Drosophila* larval wound closure. **Amanda R. Brock^{1,2}, Yan Wang¹, Susanne Berger³, Violet C. Han¹, Yujane Wu^{1,2}, Renate Renkawitz-Pohl³, Michael J. Galko^{1,2}**. 1) Biochem & Molec Bio, UT MD Anderson Cancer Ctr, Houston, TX; 2) Genes & Development Graduate Program, UT GSBS, UTMDACC, Houston, TX; 3) Fachbereich Biologie, Philipps-Universität Marburg, Germany.

171C

Cytoskeletal polarization during collective cell migration in the *Drosophila* egg chamber. **Maureen P. Cetera, Sally Horne-Badovinac**. DRSB, University of Chicago, Chicago, IL.

172A

Distinguishing spectrin gain-of-function and loss-of-function effects in the larval fat body of *Drosophila*. **Bianca Diaconesea, Ron Dubreuil**. Dept. of Biological Sciences, University of Illinois Chicago, Chicago, IL.

173B

The Putative Ena Interacting Protein, SKIP, is Required for Border Cell Migration. **Julie Gates, Kate Bowen, Lindsay Regruto, Kara Weichler**. Biology Dept, Bucknell University, Lewisburg, PA.

174C

Narrowing regions of chromosome two that genetically interact with Abl kinase during embryonic development. **Terri Hale¹, Daniella Kawa¹, Adam O-Neil¹, April Peterson¹, Andrew Simmons¹, Traci Stevens²**. 1) Cosby High School, Midlothian, VA; 2) Biology Dept, Randolph-Macon College, Ashland, VA.

175A

The integrin effectors, PINCH and RSU1, modulate actomyosin contractility in mutants of the myosin phosphatase *flapwing* via independent mechanisms. **Julie L. Kadrmas^{1,2}, Stephen M. Pronovost²**. 1) Oncological Sci; 2) Huntsman Cancer Institute, Univ Utah, Salt Lake City, UT.

176B

Dissecting the regulation, interactions, and activity of the APC2-Dia complex in the formation of actin pseudocleavage furrows in the *Drosophila* syncytial embryo. **Ezgi Kunttas Tatli¹, Vince Stepanik¹, Richa Jaiswal², Bruce L. Goode², Brooke M. McCartney¹**. 1) Department of Biological Sciences, Carnegie Mellon University, Pittsburgh, PA; 2) Department of Biology and Rosenstiel Basic Medical Sciences Research Center, Brandeis University, Waltham, Massachusetts.

177C

Analysis of cell overstretching induced by microtubule depolymerization during tracheal morphogenesis. **Pierre-Marie Le Droguen, Antoine Guichet, Veronique Brodu**. Institut Jacques MONOD, Paris, Paris, France.

POSTER SESSIONS See page 16 for presentation schedule

Poster board number is in **bold** above title. The first author is the presenter. Full abstracts can be found online at drosophila-conf.org

178A

Both Capulet and Slingshot restrict actin polymerization through regulating Twinstar activity during *Drosophila* eye morphogenesis. **Chiao-Ming Lin, Pei-Yi Lin, Yu-Chiao Li, Yu-Huei Ho, Jui-Chou Hsu.** Institute of Molecular Medicine, Department of Life Science, National Tsing Hua University, Hsinchu, Taiwan 30034, Republic of China.

179B

Dissecting the domains of APC2 required for cortical actin association. **Olivia Molinar¹, Molly Berntsen^{2,3}, Paige Davison^{2,3}, Terrence Wong^{2,3}, Ezgi Kunttas-Tatli¹, Gordon Rule^{1,2}, Brooke McCartney¹.** 1) Biological Sciences, Carnegie Mellon University, Pittsburgh, PA; 2) HHMI-Summer Research Institute; 3) equal contribution.

180C

Does *htsN4* RNA localization matter for developing oocytes? **Nancy J. Pokrywka, Lita Sacks, Huadi Zhang, Kathleen M. Raley-Susman.** Dept. of Biology, Vassar College, Poughkeepsie, NY.

181A

Genetic interactions between Clic, Cdc42 and Cdc42 effectors in filopodia formation. **Regan Price¹, Soichi Tanda¹, Mark Berryman².** 1) Biological Sciences, Ohio University, Athens, OH; 2) Biomedical Sciences, Ohio University, Athens, OH.

182B

Drosophila nurse cell dumping reveals a novel interaction between prostaglandin signaling and Fascin. **Tina Tootle, Christopher Groen, Andrew Spracklen, Tiffany Fagan.** Anatomy and Cell Biology, University of Iowa, Iowa City, IA.

183C

Polymerization, Metabolic Regulation, and the Origins of the Cytoskeleton. **James E. Wilhelm, Chalongrat Noree, Dane Samilo, Risa Broyer, Brian Sato.** Section on Cell and Developmental Biology, Univ California San Diego, La Jolla, CA.

184A

The role of CTP Synthase during CNS development. **Omur Y. Tastan, M. Ghows Azzam, Kemian Gou, Mayte Siswick, Ji-Long Liu.** MRC Functional Genomics Unit Department of Physiology, Anatomy and Genetics, University of Oxford, United Kingdom.

185B

A BMP-dependent feedback loop regulates *dpp* expression by direct and indirect mechanisms in the *Drosophila* wing imaginal disc. **Maryanna M. Aldrich, Lorena Soares, Kristi Wharton.** MCB Department, Brown University, Providence, RI.

186C

A *Drosophila* cell culture model for Dpp-induced epithelial plasticity. **David J. Casso¹, Björn Gärtner², J. Alex Rondon^{1,4}, Aiguo Tian^{1,3}, Rik Derynck¹, Julia Zeitlinger², Katja Brückner¹.** 1) University of California San Francisco, San Francisco, CA; 2) Stowers Institute for Medical Research, Kansas City, MO; 3) Present Address: Univ Texas Southwestern Medial Center, Dallas, TX; 4) Present Address: Genentech, South San Francisco, CA.

187A

A Molecular Competition between Wingless and BMP Signaling Controlled by Mad Phosphorylations. **Edward V. Eivers¹, Hadrien Degmany², Edward DeRobertis².** 1) Department of Biological Sciences, California State University, Los Angeles, CA 90032-8201; 2) Howard Hughes Medical Institute, University of California, Los Angeles, CA 90095-1662.

188B

JNK Signaling Antagonism: The role of Raw during *Drosophila* dorsal closure. **Molly C. Jud, Melissa Ratcliffe, Matt Higley, Gregory B. Humphreys, Anthea Letsou.** Department of Human Genetics, University of Utah, Salt Lake City, UT.

189C

Eggshell patterning by Wishful thinking: signaling with positive feedback. **Rob Marmion¹, Milica Jevtic², George Pyrowolakis², Nir Yakoby¹.** 1) Department of Biology and Center for Computational and Integrative Biology, Rutgers University, Camden, NJ; 2) Institute for Biology I, Albert-Ludwigs-University of Freiburg, Freiburg, Germany.

190A

Connections between dorsal closure and head involution. **Matthew J. Moulton, Anthea Letsou.** Department of Human Genetics, University of Utah, Salt Lake City, UT.

191B

Identification of genes that interact with *Drosophila auxilin*. **Susan M. L. Banks, William R. Stout, Janice A. Fischer.** ICMB, MCDB, University of Texas at Austin, Austin, TX.

192C

Friend of Echinoid (Fred) and Echinoid (Ed) regulate EGFR trafficking. **Qian Nie, Susan Spencer.** Department of Biology, Saint Louis University, St Louis, MO.

193A

A transmembrane RING ubiquitin E3 ligase, Godzilla, regulates endosomal trafficking. **Yasuo Yamazaki, Gaurav Varshney, Christina Schönherr, Murat Dogru, Bengt Hallberg, Ruth Palmer.** Department of Molecular Biology, Umeå University, Umeå, Sweden.

194B

Expression and Function of Glutactin in *Drosophila* Larvae and Adults. **Pedro Alvarez-Ortiz, Bryan Ballif, Shawna Guillemette, Rachel Humphrey, Jim Vigoreaux.** Biology, University of Vermont, Burlington, VT.

195C

Gon1 is a matrix metalloproteinase required for migrating cells to detach from the ECM. **Afshan Ismat, Alan Cheshire, Deborah Andrew.** Dept Cell Biol, Johns Hopkins Sch Med, Baltimore, MD.

196A

Genetic interaction between POSH and Zasp52. **Ashley Lennox, Rebecca Garlena, Beth Stronach.** Univ of Pittsburgh Sch Med, Pittsburgh, PA.

197B

Glilotactin functionally interacts with Discs-Large through phosphotyrosine signaling and a PDZ binding motif. **Mojgan Padash-Barmchi, Kendra Sturgeon, Vanessa J. Auld.** Dept. of Zoology, Health Science Institute, University of British Columbia, Vancouver, Canada V6T1Z3.

198C

Spatial and temporal regulation of cell adhesion in *Drosophila* is mediated by the bHLH transcription factor Delilah. **Adi Salzberg, Atalya Nachman, Nirit Egoz, Naomi Halachmi, Moran Toder.** Rappaport Fac Medicine, Technion-Israel Ins Technology, Haifa, Israel.

199A

Regulation of integrin turnover by force in vivo. **Guy Tanentzapf¹, Mary Pines¹, Stefan Czerniecki¹, Stephanie Ellis¹, Raibatak Das², Daniel Coombs².** 1) CPS Dept, Univ British Columbia, Vancouver, BC; 2) Mathematics Dept. Univ British Columbia, Vancouver, BC.

POSTER SESSIONS See page 16 for presentation schedule

Poster board number is in **bold** above title. The first author is the presenter. Full abstracts can be found online at drosophila-conf.org

200B

Expression and functions of *Drosophila* Mmp1 and Mmp2 in *Drosophila* oogenesis. **Xiaoxi Wang, Kimberly LaFever, Andrea Page-McCaw.** Department of Cell and Developmental Biology, Vanderbilt University Medical Center, Nashville, TN.

201C

The extracellular loops of Smoothed play a regulatory role in Hedgehog signaling. **Candace E. Carroll, Marada Suresh, Daniel Stewart, J. Xiaoxi Oyang, Stacey K. Ogden.** Biochemistry, St Jude Children's Research Hospital, Memphis, TN.

202A

A sensitized suppressor/enhancer screen for Hedgehog pathway components identifies the kinase *Darkener of apricot* as a direct regulator of the transcription factor Ci. **Ryan R. Hurtado¹, Cheng Du², Leonard Rabinow³, Robert Holmgren¹.** 1) Northwestern University, Evanston, IL; 2) Univ. Nebraska Medical Center, Omaha, Nebraska; 3) Université de Paris XI, Paris, France.

203B

Altered localization of activating Smoothed mutants. **Suresh Marada, Candace Carroll, Daniel Stewart, Jessica Ouyang, Stacey Ogden.** Biochemistry, St. Jude Children's Research Hospital, Memphis, TN.

204C

The Hedgehog-induced Smoothed conformational switch assembles a signaling complex that activates Fused by promoting its dimerization and phosphorylation. **Qing Shi¹, Shuang Li¹, Jianhang Jia², Jin Jiang¹.** 1) Department of Developmental Biology, UT Southwestern Medical Center at Dallas, Dallas, TX 75390, USA; 2) Markey Cancer Center and Department of Molecular and Cellular Biochemistry, University of Kentucky, Lexington, KY 40536, USA.

205A

A dsRNA Based Screen Identifies Novel Proteins Involved in *Drosophila* Hedgehog Signaling Pathway. **Maggie Sledd, Ryan Hurtado, Robert Holmgren.** Molecular Biosciences, Northwestern University, Evanston, IL.

206B

USP8 promotes Smoothed signaling by preventing its ubiquitination and changing its subcellular localization. **Ruohan Xia, Hongge Jia, Junkai Fan, Yajuan Liu, Jianhang Jia.** Department of Molecular and Cellular Biochemistry, Markey Cancer Center, University of Kentucky, Lexington, KY 40536, USA.

207C

Rab GTPase mediated Golgi trafficking as a potential major orchestrator of Autophagy in *Drosophila melanogaster*. **Carlos I. Ayala-Navarro, Thomas P. Neufeld.** Genetics, Cell Biology and Development, University of Minnesota, Minneapolis, MN.

208A

Investigating the Role of PI4P in Lysosome-related Organelle Biogenesis in the *Drosophila* Eye. **Lauren M. Del Bel^{1,2}, Ronit Wilk², Jason Burgess^{1,2}, Gordon Polevoy², Ho-Chun Wei², Julie A. Brill^{1,2}.** 1) Molecular Genetics, University of Toronto, Toronto, Ontario; 2) Cell Biology Program, Hospital for Sick Children, Toronto, Ontario.

209B

Notch signaling from *yvs25* mutant cells confers apoptotic protection to neighboring cells via Yorkie activation in *Drosophila*. **Hillary K. Graves¹, Sarah E. Woodfield^{1,2}, Georg Halder^{1,2}, Andreas Bergmann^{1,2,3}.** 1) Biochemistry & Molecular Biology, MD Anderson Cancer Center, Houston, TX, USA; 2) Baylor College of Medicine, Graduate Program in Developmental Biology, Houston, TX, USA; 3) Department of Cancer Biology, University of Massachusetts Medical School, Worcester, MA, USA.

210C

The molecular basis of airway maturation in *Drosophila*. **Chie Hosono, Rho Matsuda, Christos Samakovlis.** Developmental Biology, The Wenner-Gren Institute, Stockholm, Sweden.

211A

Searching for substrates of the MAST kinase homolog Drop out using SILAC based phospho-proteomics. **Alistair J. Langlands, Daniel Hain, H.-Arno J. Muller.** Division of Cell & Developmental Biology, University of Dundee, Scotland, UK.

212B

Moesin is required for trafficking of Crumbs in the follicular epithelium. **Kristin Sherrard, Richard Fehon.** Molecular Genetics and Cell Biology, University of Chicago, Chicago, IL.

213C

The chocolate and maroon genes are involved in intracellular transport. **Rishi Singhal¹, Aminah Wali^{1,2}, Paaqua Grant¹, Diana Johnson¹.** 1) Biological Sciences, George Washington University, Washington, DC; 2) University of Maryland, Baltimore County.

214A

PP2A binds to β_{II} -spectrin and modulates endosomal maturation and zonula adherens stability. **Graham Thomas¹, Seung-Kyu Lee¹, Elizabeth Klipfel², Joanna Sandilos¹.** 1) Dept Biology/BMB, Penn State, University Park, PA; 2) Cleveland Clinic, Cleveland, OH.

215B

V0-ATPase subunit a1 regulates vesicle sorting through binding to t-SNARE acceptor complexes. **Dong Wang^{1,4}, W. Ryan Williamson^{1,4}, Sankaranarayanan Srinivasan², Daniel Epstein¹, Florante A. Quiocho², P. Robin Hiesinger^{1,3}.** 1) Dept Physiology, UT Southwestern Med Ctr, Dallas, Texas 75390; 2) Verna and Marrs McLean Department of Biochemistry and Molecular Biology Baylor College of Medicine, Houston, Texas 77030; 3) Green Center Division for Systems Biology, University of Texas Southwestern Med Ctr, Dallas, Texas 75390; 4) Equal contribution.

216C

The interaction between two JAK signaling ligands: Upd and Upd3. **Qian Chen, Douglas Harrison.** Dept Biol, Univ Kentucky, Lexington, KY.

217A

Refinement of the JAK/STAT Genetic Circuit in Border Cell Recruitment and Detachment. **Amanda J. Monahan, Michelle Starz-Gaiano.** Department of Biological Sciences, University of Maryland, Baltimore County, Baltimore, MD, 21250.

218B

The Distribution of the JAK/STAT Ligand Unpaired (Upd) During Oogenesis. **Dustin W. Perry, Travis R. Sexton, Douglas A. Harrison.** Department of Biology, University of Kentucky, Lexington, KY.

219C

Elucidating the mechanism by which Apontic inhibits JAK/STAT activity. **Afsoon Saadin, Michelle Starz-Gaiano.** University of Maryland Baltimore County, Baltimore, MD.

220A

The effect of Upd3 on stem cells in *Drosophila* testes. **Lingfeng Tang, Douglas Harrison.** Department of Biology, University of Kentucky, Lexington, KY.

221B

Transcriptional regulation of the *unpaired3* gene in *Drosophila* development. **Yu-Chen Tsai, Hsin-Yi Huang.** Dept Life Science, Tung-hai Univ, Taichung, Taiwan.

POSTER SESSIONS See page 16 for presentation schedule

Poster board number is in **bold** above title. The first author is the presenter. Full abstracts can be found online at drosophila-conf.org

- 222C**
Characterization of tracheal remodeling in third instar larvae through sequential imaging. **Alexandru S. Denes, Oguz Kanca, Emmanuel Cassinus, Markus Affolter**. Biozentrum, University of Basel, Basel, Switzerland.
- 223A**
Computer simulation and live-imaging support a stochastic model of ventral furrow formation. **Philipp Spahn, Rolf Reuter**. University of Tuebingen, Tuebingen, Germany, Interfaculty Institute for Cell Biology, Division of Animal Genetics.
- 224B**
Candidate-based *in vivo* RNAi Screen to Identify Novel Genes Regulating Collective Border Cell Migration. **George Aranjuez^{1,3}, Elizabeth Kudlaty², Jocelyn A. McDonald³**. 1) Genetics, Case Western Reserve University, Cleveland, OH; 2) Biological Sciences, Northwestern University, Evanston, IL; 3) Molecular Genetics, Cleveland Clinic Foundation, Cleveland, OH.
- 225C**
TGF- β /Activin signaling mediates border cell migration during *Drosophila* oogenesis. **Sameen Babur, Maryanna Aldrich, Takuya Akiyama, Kristi Wharton**. Department of Molecular Biology, Cell Biology, & Biochemistry, Brown University, Providence, RI.
- 226A**
Genetic screening to identify enzymes affecting the spread of ovarian cancer. **Neville Cobbe, Sarah Forrester, Jenny Horend, Hussain Jaffery, Sally Quine, Amy Rothwell, Shaan Speldewinde, Sarah Taylor, Adriana Guillermo Wiesinger, Helen Young, Daimark Bennett**. School of Biological Sciences, University of Liverpool, Liverpool.
- 227B**
The role of *fd64a* in salivary gland migration. **Caitlin D. Hanlon, Deborah J. Andrew**. Cell Biol, Johns Hopkins Med Inst, Baltimore, MD.
- 228C**
Par-1 Controls Non-Muscle Myosin II Activity Through Myosin Phosphatase to Regulate Collective Border Cell Migration. **Pralay Majumder¹, Aranjuez George^{1,2}, McDonald Jocelyn^{1,2}**. 1) Molecular Genetics, Lerner Research Institute, Cleveland Clinic, Cleveland, OH; 2) Genetics, Case Western Reserve University School of Medicine, Cleveland, OH.
- 229A**
WASH, a Rho1 effector, functions through the Arp2/3 complex in hemocyte migration. **James J. Watts, Evelyn Rodriguez-Mesa, Susan M. Parkhurst**. Division of Basic Sciences, Fred Hutchinson Cancer Research Center, Seattle, WA.
- 230B**
Fkbp14 is Required for *Drosophila* Development and Interacts with the Notch Pathway. **Julia M. Bonner^{1,2}, Diana L. van de Hoef^{1,2}, Gabrielle L. Boulianne^{1,2}**. 1) Developmental and Stem Cell Biology, Hospital for Sick Children, Toronto, Ontario, Canada; 2) Department of Molecular Genetics, University of Toronto.
- 231C**
Interactions between MEF2, SD, VG and the Notch pathway during Indirect Flight Muscle development. **Charlotte Caine, Joel Silber, Alexis Lalouette**. Developmental And Molecular Biology, Institut Jacques Monod, PARIS, France.
- 232A**
The role of Notch signaling in primary pigment cell formation. **Yu-Huei Ho¹, Jui-Chou Hsu^{1,2}**. 1) Institute of Molecular Medicine, Department of Life Science, National Tsing Hua University, Hsinchu, Taiwan 30013, Republic of China; 2) Department of Biological Science and Technology, National Chiao Tung University, Hsinchu, Taiwan 30013, Republic of China.
- 233B**
Monosaccharide *O*-fucosylation of Notch receptor is required for Notch signaling in *Drosophila*. **Akira Ishio¹, Tomonori Ayukawa¹, Naoki Aoyama¹, Hiroyuki O. Ishikawa¹, Tomoko Yamakawa¹, Takeshi Sasamura¹, Tetsuya Okajima², Kenji Matsuno¹**. 1) Department of Biological Science and Technology, Tokyo University of Science, Chiba; 2) Nagoya University Graduate School of Medicine.
- 234C**
Regulation of *broad* expression by Notch signaling during the mitotic/endocycle switch in *Drosophila* follicle cells. **Dongyu Jia, Yoichiro Tamori, Wu-Min Deng**. Department of Biological Science, Florida State University, Tallahassee, FL.
- 235A**
Xylose: A Novel Modulator of Notch Signaling. **Tom V. Lee¹, Maya Sethi², Jessica Leonardi^{1,4}, Nadia Rana³, Robert Haltiwanger³, Hans Bakker², Hamed Jafar-Nejad^{1,4}**. 1) University of Texas Health Science Center, Houston, TX; 2) Hannover Medical School, Hannover, Germany; 3) Stony Brook University, Stony Brook, NY; 4) Baylor College of Medicine, Houston, TX.
- 236B**
Investigating the role of the NHR2 domain of Neuralized in Notch Signaling. **Sili Liu^{1,2}, Julia Maeve Bonner^{1,2}, Gabrielle Boulianne^{1,2}**. 1) Stem Cell & Developmental Biology, Hospital For Sick Children, Toronto, ON, Canada; 2) Department of Molecular Genetics, University of Toronto, Toronto, ON, Canada.
- 237C**
Importin- α 3 mediates nuclear import of Notch and it displays synergistic effect with Notch activation on cell proliferation. **Nalini Sachan, Abhinava Mishra, Mousumi Mutsuddi, Ashim Mukherjee**. Department of Molecular & Human Genetics, Banaras Hindu University, Varanasi, India.
- 238A**
Mutual bi-directional Notch activation represses fusion competence in swarming adult *Drosophila* myoblasts. **Eyal D. Schejter, Boaz Gildor, Ben-Zion Shilo**. Dept. Molecular Genetics, Weizmann Institute of Science, Rehovot, Israel.
- 239B**
Function of a neurogenic gene, *pecanex* in Notch signaling. **Tomoko Yamakawa¹, Kenta Yamada¹, Takeshi Sasamura¹, Naotaka Nakazawa¹, Maiko Kanai¹, Emiko Suzuki², Mark E. Fortini³, Kenji Matsuno¹**. 1) Dept of Biol Sci/Tec, Tokyo Univ of Sci, Chiba, Japan; 2) Gene Network Lab, National Institute of Genetics, Mishima, Japan; 3) Dept of Biochem and Mol Biol, Kimmel Cancer Center, Thomas Jefferson Univ, Philadelphia, PA, USA.
- 240C**
Dynamics of the Rho family small GTPases in Single Cell Wound Repair. **Maria Teresa Abreu-Blanco, Susan M. Parkhurst**. Basic Sciences Division, Fred Hutchinson Cancer Research Center, Seattle, WA.
- 241A**
Septate junctions play an unexpected role in the cell division of polarized epithelia. **Vanessa J. Auld, Kristi Charish**. Dept Zoology, Life Sciences Institute, Univ British Columbia, Vancouver, BC, Canada.

POSTER SESSIONS See page 16 for presentation schedule

Poster board number is in **bold** above title. The first author is the presenter. Full abstracts can be found online at drosophila-conf.org

242B

Distinct subcellular distributions of three CTP synthase isoforms in *Drosophila*. **Ghows Azzam, Ji-Long Liu**. MRC Functional Genomics Unit, Department of Physiology, Anatomy and Genetics, University of Oxford, Oxford, Oxfordshire, United Kingdom.

243C

Dissection of the NR box-dependent interaction between the bHLH-PAS paralogs MET and GCE and the FTZ-F1 nuclear receptor. **Travis J. Bernardo, Edward B. Dubrovsky**. Fordham University, Bronx, NY.

244A

Regulation of autophagy by the Atg1/Ulk family of protein kinases in *Drosophila melanogaster*. **Christopher R. Braden, Thomas P. Neufeld**. University of Minnesota, Minneapolis, MN.

245B

The effects of PKA in *Drosophila* fat body. **Yu-Yun Chang, Thomas Neufeld**. Gen & Cell Development, Univ Minnesota, Minneapolis, MN.

246C

Characterization of a novel testis-specific mitochondrial protein in sperm formation. **Jieyan Chen, Timothy Megraw**. Biomedical Sciences, Florida State University, Tallahassee, FL.

247A

Natural variation provides a rich source of new genes for ER stress response. **Clement Y. Chow, Mariana F. Wolfner, Andrew G. Clark**. Dept Mol Bio & Gen, Cornell Univ, Ithaca, NY.

248B

Cell signalling mechanisms in epithelial stress and immune responses. **Shireen A. Davies, Gayle Overend, Sujith Sebastian, Pablo Cabrero, Selim Terhaz**. Institute of Molecular Cell and Systems Biology, University of Glasgow, Glasgow, United Kingdom.

249C

Multiple screening approaches suggest novel interaction partners for Eyes absent in the nucleus and cytoplasm. **Trevor L. Davis^{1,2}, Ilaria Rebay^{1,2}**. 1) Ben May Department for Cancer Research, University of Chicago, Chicago, IL; 2) Committee on Development, Regeneration, and Stem Cell Biology, University of Chicago, Chicago, IL.

250A

Akt is Negatively Regulated by Hippo Signaling for Growth Inhibition in *Drosophila*. **Yaoting Deng¹, Xin Ye², Zhi-Chun Lai^{1,2,3}**. 1) Biochemistry and Molecular Biology; 2) Graduate Degree Program in Genetics; 3) Department of Biology, Penn State University, University Park, PA.

251B

Characterization of cytoplasmic Eyes absent function in *Drosophila* eye development. **Charlene Hoi, Fangfang Jiang, Wenjun Xiong, Ilaria Rebay**. Ben May Department of Cancer Research, University of Chicago, Chicago, IL.

252C

Ligand-binding properties of the juvenile hormone receptor, Methoprene-tolerant. **Marek Jindra¹, Jean-Philippe Charles², Thomas Iwema³, V. Chandana Epa⁴, Keiko Takaki¹, Jan Rynes¹**. 1) Biology Center ASCR, Ceske Budejovice, Czech Republic; 2) Université de Bourgogne, Dijon, France; 3) University of La Réunion, Ste Clotilde, Réunion, France; 4) CSIRO, Parkville, Victoria, Australia.

253A

PKA upstream factors regulating autophagy in *Drosophila melanogaster*. **Jung Kim, Thomas Neufeld**. GENETICS, CELL BIOLOGY AND DEVELOPMENT, UNIVERSITY OF MINNESOTA, MINNEAPOLIS, MN.

254B

Steroid-induced microRNA let-7 acts as a spatio-temporal code for neuronal cell fate in *Drosophila* learning centers. **Mariya M. Kucherenko, Halyna R. Shcherbata**. Gene expression and signaling, Max Planck Institute for biophysical chemistry, Goettingen, Germany.

255C

ULTimate Yeast Two-Hybrid: From High Quality Protein Interaction Mapping to Single Chain Antibody Analysis. **Philippe le Clerc¹, Stephanie Miserey-Lenkei², Ole Vielemeyer², Petra Tafelmeyer¹, Franck Perez², Arnaud Echard^{2,3}, Bruno Goud², Jacques Camonis², Etienne Formstecher¹, Jean-Christophe Rain¹**. 1) Hybrigenics Services SAS, Paris, France; 2) Institut Curie, Paris, France; 3) Institut Pasteur, Paris, France.

256A

Patterning the *Drosophila* eggshell along two axes by the glypican Dally. **David J. Lemon¹, Nir Yakoby^{1,2}**. 1) Biology Department, Rutgers University, Camden, NJ; 2) Center for Computational and Integrative Biology, Rutgers University, Camden, NJ.

257B

New roles for the Elmo-Moleskin complex in muscle-tendon attachment. **Ze (Cindy) Liu, Erika R. Geisbrecht**. School of Biological Science, University of Missouri-Kansas City, Kansas City, MO.

258C

Characterizing the role of a novel gene in the regulation Fat signaling in *Drosophila*. **Robyn Rosenfeld^{1,2}, Helen McNeill^{1,2}**. 1) Samuel Lunenfeld Research Institute, Mount Sinai Hospital, Toronto, ON, Canada; 2) Molecular Genetics, University of Toronto, Toronto, ON, Canada.

259A

Dissection of an ecdysone-inducible type II transmembrane serine protease-signaling pathway in imaginal discs. **Sienna M. Sartori, Cynthia Bayer, Laurence von Kalm**. Department of Biology and Biomolecular Sciences Center, University of Central Florida, Orlando, FL.

260B

MAP3K molecular chimeras for the study of jun kinase pathway signaling specificity. **Beth Stronach**. Dept Micro & Mol Genetics, Univ Pittsburgh Sch Medicine, Pittsburgh, PA.

261C

Regulation of Hippo signaling by Jun kinase signaling during *Drosophila* wing discs regeneration and in neoplastic tumors. **Gongping Sun, Kenneth Irvine**. Waksman Institute of Microbiology, Rutgers, the State University of New Jersey, Piscataway, NJ.

262A

Using *Drosophila* to Understand the Biology of Deubiquitinating Enzymes. **Sokol V. Todi, Wei-ling Tsou, Kelly M. McGregor**. Departments of Pharmacology & Neurology, Wayne State University School of Medicine, Detroit, MI USA.

263B

Dissecting the Fat/Dachsous pathway's role in planar cell polarity using chromatin immunoprecipitation to find targets of Atrophin. **Kelvin Yeung^{1,2}, Helen McNeill^{1,2}**. 1) Research, Samuel Lunenfeld Res Inst, Toronto, Ontario, Canada; 2) Molecular Genetics, University of Toronto, Toronto, Ontario, Canada.

264C

Activating transcription factor-3 regulates stem cell homeostasis in the *Drosophila* intestine. **Jun Zhou, Anna-Lisa Boettcher, Michael Boutros**. German Cancer Research Center (DKFZ), Div. Signaling and Functional Genomics and Heidelberg University, D-69120 Heidelberg.

POSTER SESSIONS See page 16 for presentation schedule

Poster board number is in **bold** above title. The first author is the presenter. Full abstracts can be found online at drosophila-conf.org

265A

Characterization of novel epidermal growth factor receptor target genes implicated in *Drosophila* egg and wing development. **Jacquelyn Gallo, Luke Dombert, Bethany Guarilia, David Marr, Erica Naperkowski, Nicholas Sweeney, Lisa Kadlec.** Dept. of Biology, Wilkes University, Wilkes-Barre, PA.

266B

Identifying novel nuclear targets for MAPK/Erk2. **Rona Grossman¹, Tatyana Shestkin¹, David Engelberg², Gerardo Jiménez³, Ze'ev Paroush¹.** 1) Developmental Biology and Cancer Research, IMRIC, Faculty of Medicine, The Hebrew University, Jerusalem, Israel; 2) Biological Chemistry, The Alexander Silberman Institute of Life Sciences, The Hebrew University, Jerusalem, Israel; 3) Institut de Biologia Molecular de Barcelona-CSIC and Institució Catalana de Recerca i Estudis Avançats, Barcelona, Spain.

267C

In vivo analysis of the Midkine/Pleiotrophin fly homologues Miple1 and Miple2. **Fredrik Hugosson¹, Camilla Sjögren¹, Ludmilla Hedlund¹, Anna Birvé², Ruth H. Palmer¹.** 1) Department of Molecular Biology, Umeå University, Umeå, Sweden; 2) Department of Medical Bioscience, Umeå University, Umeå, Sweden.

268A

Dynamic regulation of the transcriptional repressor Capicua by localized receptor tyrosine kinase signaling. **Victoria M. Sanchez¹, Oliver Grimm², Yoosik Kim¹, Jordi Casanova³, Eric Wieschaus², Stas Shvartsman¹.** 1) Chemical and Biological Engineering, Princeton University, Princeton, NJ; 2) Department of Molecular Biology, Princeton University, Princeton, NJ; 3) Institut de Biologia Molecular de Barcelona, Parc Científic de Barcelona, Spain.

269B

Regulation of midgut metamorphosis via coordinated action between receptor tyrosine phosphatase Ptp52F and TER94/VCP. **Abirami Santhanam^{1,2,3}, Guang-Chao Chen^{1,2,3}, Tzu-Ching Meng^{1,2,3}.** 1) Institute of Biological Chemistry, Academia Sinica, Taipei, Taiwan; 2) Institute of Biochemical Sciences, National Taiwan University, Taipei, Taiwan; 3) Taiwan International Graduate Program, Academia Sinica, Taipei, Taiwan.

270C

FGF and EGF signaling pathway act together to regulate *Drosophila* adult muscle patterning. **Kumar Vishal, Carli Calderon, Zachary Jump, Brian Gallagher, Joyce Fernandes.** Dept Zoology, Miami Univ, Oxford, OH.

271A

RhoGAP68F inhibits endocytic recycling to promote epithelial elongation during metamorphosis. **Beatriz Hernandez de Madrid, Lina Greenberg, Victor Hatini.** Anatomy and Cell Biology, Tufts University, Boston, MA.

272B

crinkled reveals a new role for Wingless signaling in *Drosophila* denticle formation. **Amy Bejsovec, Anna T. Chao.** Dept of Biology, Duke University, Durham, NC.

273C

Polarized secretion of Wnt/Wg in *Drosophila* wing imaginal discs. **Varun Chaudhary, Julia Gross, Michael Boutros.** German Cancer Research Center (DKFZ), Division Signaling and Functional Genomics and University of Heidelberg, Im Neuenheimer Feld 580, D-69120 Heidelberg, Germany.

274A

Pebble RhoGEF acts as a negative regulator of Wg/Wnt signaling. **Elisabeth R. Greer, Kieran R. Hendricksen, Anna T. Chao, Amy Bejsovec.** Dept of Biology, Duke University, Durham, NC.

275B

A developmental function of dWnk kinase in the regulation of canonical Wnt/ β -catenin signaling. **Andreas Jenny¹, Ekatherina Serysheva², Hebi Berhane¹, Kubilay Demir³, Michael Boutros³, Marek Mlodzik².** 1) Dept Molec & Dev Biol, Albert Einstein Col Med, New York, NY; 2) Dept. of Developmental and Regenerative Biology, Mount Sinai School of Medicine, New York, NY; 3) Signaling and Functional Genomics, German Cancer Research Center, Heidelberg, Germany.

276C

Role of Wingless in pigment rim formation. **Sudha R. Kumar, Hinaben Patel, Andrew Tomlinson.** Department of Genetics & Development, Columbia University, NY.

277A

Characterisation of the trafficking route taken by Wingless in secreting cells. **Lucy Palmer, Cyrille Alexandre, Karen Beckett, Jean-Paul Vincent.** Developmental Biology, NIMR, London, United Kingdom.

278B

The microRNA-310/13 cluster antagonizes β -catenin function in *Drosophila*. **Felix Peng¹, Raluca Pancratov¹, Peter Smibert², Jr-Shiuan Yang², Emily R. Olson¹, Ciaran Guha-Gilford¹, Eric C. Lai², Ramanuj DasGupta¹.** 1) New York University School of Medicine, Department of Pharmacology and the NYU Cancer Institute; 522 First Ave, SRB #1211, New York NY 10016; 2) Sloan-Kettering Institute, Department of Developmental Biology, 1275 York Ave Box 252, New York NY 10065.

279C

Screening the *Drosophila* kinome and phosphatome *in vivo* to identify novel regulators of the Wnt/Wg signaling pathway. **Tirthadipa Pradhan, Sharan Swarup, Esther Verheyen.** SSB7152, MBB, Simon Fraser University, Burnaby, BC.

280A

The destruction complex in the Wnt pathway: APC's mechanism of action in β catenin degradation. **Mira I. Pronobis¹, David M. Roberts², John S. Poulton¹, Mark Peifer¹.** 1) Biology, UNC, Chapel Hill, NC; 2) Biology, F&M, Lancaster, PA.

281B

Frizzled 2 is critical for the regulation of vitellogenesis in the mosquito *Aedes aegypti*. **Shin-Hong Shiao.** Department of Parasitology, National Taiwan University, Taipei, Taipei, Taiwan.

282C

A screen for mutations that affect *Drosophila* eye development identifies new regulators of signaling pathways. **Annabelle Y. T. Suisse¹, Josepha Steinhauer^{1,2}, Jessica E. Treisman¹.** 1) Developmental Genetics, Skirball Institute of Biomolecular Medicine, New York, NY; 2) Department of Biology, Yeshiva University, New York, NY.

283A

Role of kinesin II - Armadillo interaction in Wingless signaling pathway. **Linh Thuong Vuong, Kwang Wook Choi.** Department of Biological Sciences, KAIST, Graduate School of Nanoscience and Technology, Daejeon, Korea.

POSTER SESSIONS See page 16 for presentation schedule

Poster board number is in **bold** above title. The first author is the presenter. Full abstracts can be found online at drosophila-conf.org

Cell cycle and checkpoints

284B

The Role of Cyclin B3 in *Drosophila* Female Meiosis. **Mohammed R. Bourouh, Rajdeep Dhaliwal, Andrew Swan**. Biological Sciences, University of Windsor, Windsor, Ontario, Canada.

285C

Checkpoint defects reveal specific requirements for T14 and Y15-mediated Cdk1 inhibitory phosphorylation during *Drosophila* development. **Joseph O. Ayeni¹, Oindrila Mukherjee¹, Ramya Varadarajan¹, David T. Stuart², Frank Sprenger³, Shelagh Campbell¹**. 1) Department of Biological Sciences, University of Alberta, Edmonton, Alberta, Canada; 2) Department of Biochemistry, University of Alberta, Edmonton, Alberta, Canada; 3) Institute for Biochemistry, Genetic and Microbiology, NF III, University of Regensburg, 93049 Regensburg, Germany.

286A

Examination of Arf1 GTPase activity on mitotic events in early *Drosophila* embryos. **Rabab Khodary, Blake Riggs**. San Francisco State University, 1600 Holloway Avenue, San Francisco, CA, 94132.

287B

Role of SCF^{Skp2} in Maintaining Genome Stability. **Biju Vasavan, Nilanjana Das, Andrew Swan**. Biological Sciences, University of Windsor, Windsor, Ontario.

288C

Characterization of Caprin Phosphorylation at the mid-blastula transition. **Xi Chen, Ophelia Papoulas**. The Section of Molecular Cell and Developmental Biology, The University of Texas at Austin, Austin, TX.

289A

mu2 affects mitosis and meiosis by regulating BubR1 expression in *Drosophila melanogaster*. **James M. Mason¹, Raghuvardronamraju^{1,2}**. 1) Laboratory of Molecular Genetics, NIH/NIEHS, Research Triangle Park, NC; 2) Department of Biochemistry and Biophysics, UNC, Chapel Hill, NC.

290B

Distinct roles for multiple translesion polymerases during DNA double-strand break repair. **Mitch McVey¹, Daniel P. Kane¹, Michael Shusterman¹, Kelly Beagan¹, Yikang Rong²**. 1) Biology, Tufts University, Medford, MA; 2) Laboratory of Biochemistry and Molecular Biology, National Cancer Institute, Bethesda, MD.

291C

Establishing linkage between GINS complex sub-unit Sld5 and checkpoint protein Chk2(*loki*) using *Drosophila melanogaster* as the model organism. **Divya Devadasan, Tim Christensen**. East Carolina University, Greenville, NC.

292A

Regulation of Replication Initiation and Fork Progression during *Drosophila* Follicle Cell Gene Amplification. **Brian Hua, Jessica L. Alexander*, Terry Orr-Weaver**. Whitehead Institute, Cambridge, MA.

293B

Mutation of the lethal(2)denticless gene results in larval lethality and sterility. **S. Catherine S. Key¹, Roketa Sloan¹, Christina Swanson², Maryonne Snow-Smith¹, Kristen Smith¹**. 1) Department of Biology, North Carolina Central University, Durham, NC; 2) Department of Biology, University of North Carolina-Chapel Hill, Chapel Hill, NC.

294C

Integrins are required for proper cell cycle progression and differentiation. **Maria J. Gomez-Lamarca, Laura Cobreros, Maria D. Martin-Bermudo**. Centro Andaluz de Biología del Desarrollo (CABD), Univ. Pablo Olavide-CSIC, SEVILLA, Spain.

295A

Tissue Growth Coordination in the *Drosophila* Brain via Glia Polyploidization. **Yingdee Unhavaithaya, Terry Orr-Weaver**. Whitehead Institute and Dept. of Biology, Massachusetts Institute of Technology, Cambridge MA 02142.

296B

Role of p8 during spermatogenesis and the early embryonic development of *Drosophila melanogaster*. **Grisel L. Cruz, Enrique A. Reynaud, Mario E. Zurita**. Department of Developmental Genetics and Molecular Physiology, Institute of Biotechnology, Cuernavaca, Morelos, Mexico.

297C

Mitotic Reorganization of the Endoplasmic Reticulum is dependent on the Microtubule Network. **Justin D. McLaurin, Blake Riggs PhD**. San Francisco State University, 1600 Holloway ave. San Francisco, CA. 94132.

Cell death

298A

A screening for autophagic genes in *Drosophila melanogaster*. **Ahrum Jin^{1,2}, Joonho Choe¹, Thomas Neufeld²**. 1) Department of Biological Sciences, Korea Advanced Institute of Science and Technology, Daejeon, South Korea; 2) Department of Genetics, Cell Biology and Development, University of Minnesota, Minneapolis, MN.

299B

Regulation of neural stem cell fate in *Drosophila* cell death mutants. **Richa Arya, Ying Tan, Hsiao-Yu Huang, Megumu Yamada-Mabuchi, Kristin White**. CBRC, MGH/HARVARD, CHARLESTOWN, MA.

300C

Investigating a role of dHb9-positive motor neurons in eclosion behavior. **David S. Conway, Soumya Banerjee, Marcus Toral, Alexander Busch, Joyce Fernandes**. Zoology, Miami Univ, Oxford, OH.

301A

A Genetic Screen to Identify Cell Death Regulators In the *Drosophila* Ovary. **Tatevik Keshishyan, Jeremy Nguyen, Olivia Rudnicki, Michelle Gammill, Jemma Taipan, Sarah Durrin, Luz Ceballos, Aileen Leung, Elizabeth Tanner, Jeanne Peterson, Kim McCall**. Boston University, Boston, MA.

302B

Determination of the contributions of caspases and autophagy to cell death in the ovary. **Jeanne S. Peterson, Kim McCall**. Dept Biol, Boston Univ, Boston, MA.

303C

An EMS genetic screen to identify mutations that modulate loss of Rb phenotypes. **Tianyi Zhang, Zhentao Sheng, Wei Du**. Ben May Department for Cancer Research, University of Chicago, Chicago, IL.

304A

Screening for genes regulating mitochondrial dynamics in *Drosophila* apoptosis. **Elyeb Abdelwahid¹, Michael Thomenius², Sally Kornbluth², Kristin White¹**. 1) Cutaneous Biology Research Center, Massachusetts General Hospital/Harvard Medical School, Charlestown, MA, USA; 2) Department of Pharmacology and Cancer Biology, Duke University Medical Center, Durham, NC, USA.

POSTER SESSIONS See page 16 for presentation schedule

Poster board number is in **bold** above title. The first author is the presenter. Full abstracts can be found online at drosophila-conf.org

305B

The *corp* gene regulates cell fate following DNA damage. **Riddhita Chakraborty, Kent Golic**. Department of Biology, University of Utah, Salt Lake City, UT.

306C

Loss of TBP function causes developmental arrest and apoptosis in *Drosophila melanogaster*. **Tun-Chieh Hsu, Chin Sern Yong, Ming-Tsan Su**. Department of Life Science-National Taiwan Normal University, Taipei, Taiwan.

307A

Genetic characterization of a *Drosophila* DUB involved in apoptosis. **Levente Kovács¹, Olga Nagy¹, Margit Pál¹, Octavian Popescu², Péter Deák¹**. 1) Institute of Biochemistry, Hungarian Academy of Sciences Biological Research Centre, Szeged, Hungary; 2) Molecular Biology Center, Interdisciplinary Research Institute on Bio-Nano-Sciences, Cluj-Napoca, Romania.

308B

Fzy/Cdc20 promotes neural stem cell survival. **Chaoyuan Kuang¹, Cheng-Yu Lee^{1,2,3,4}**. 1) Cellular and Molecular Biology Graduate Program; 2) Department of Cell and Developmental Biology; 3) Division of Molecular Medicine and Genetics, Department of Internal Medicine; 4) Center for Stem Cell Biology, Life Sciences Institute, University of Michigan Medical School, Ann Arbor, MI 48109.

309C

Induction of IAP-antagonist and apoptosis in *Drosophila* and mosquito larvae following virus infection. **Bo Liu¹, James Becnel², Rollie Clem³, Lei Zhou¹**. 1) Dept. Molecular Genetics and Microbiology, College of Medicine, University of Florida, Gainesville, FL; 2) United States Department of Agriculture, ARS, Gainesville, FL; 3) Division of Biology, Kansas State University, Manhattan, KS.

310A

NMDA receptor and protein tyrosine phosphatase Ptpmeg implicate calcium signaling in the control of developmental cell death in *Drosophila*. **Brandy C. Ree, Yanling Liu, Michael Lehmann**. University of Arkansas, Fayetteville, AR.

311B

Translational repression by reaper is mediated by targeted degradation of a translation factor. **Rolando Rivera-Pomar^{1,2}, Carlos Bertoncini³, M. Paula Vazquez-Pianzola⁴, Diego Vaisman^{1,5}, Paola Ferrero^{1,5}**. 1) Centro de Bioinvestigaciones, UNNOBA, Pergamino, Buenos Aires, Argentina; 2) Centro Regional de Estudios Genómicos, UNLP, Florencio Varela, Buenos Aires, Argentina; 3) University of Cambridge, Cambridge, UK; 4) University of Bern, Bern, Switzerland; 5) Departamento de Ciencias Básicas y Experimentales, UNNOBA, Pergamino, Argentina.

312C

An epigenetically regulated enhancer region mediates cell competition - induced cell death. **Can Zhang¹, Sergio Casas Tintó², Michelle Chang¹, Eduardo Moreno³, Lei Zhou¹**. 1) Dept of Molecular Genetics and Microbiology, Univ of Florida, Gainesville, FL; 2) Cajal Institute, CSIC, Madrid, Spain; 3) Molecular Oncology Program, CNIO, Madrid, Spain.

313A

Identification of CDK7 as a protein required for IAP-antagonist-induced apoptosis. **Jun Morishita Funabiki, Min-Ji Kang, Kevin Fidelin, Hyung Don Ryoo**. Cell Biology, New York Univ Sch Medicine, New York, NY.

Cell division and growth control

314B

The Role of JNK in Cell Competition. **John F. Fullard, Wei Li, Nicholas E. Baker**. Department of Genetics, Albert Einstein College of Medicine, Bronx, NY.

315C

Cell competition during adult gut homeostasis. **Golnar Kolahgar, Enzo Poirier, Sarah Mansour, Eugenia Piddini**. The Gurdon Institute, University of Cambridge, Cambridge, United Kingdom.

316A

A model to study the influence of Hippo signaling on local cell-cell interactions. **Indrayani Waghmare¹, Shilpi Verghese¹, Katelin Hanes¹, Alyssa Lesko², Amit Singh^{1,3,4}, Madhuri Kango-Singh^{1,3,4}**. 1) Department of Biology, University of Dayton, Dayton, OH; 2) Department of Chemistry, University of Dayton, Dayton OH; 3) Pre Medical Programs, University of Dayton, Dayton OH; 4) Center for Tissue Regeneration and Engineering at Dayton (TREND), University of Dayton, Dayton OH.

317B

Regulation of *Drosophila* glial cell proliferation by Merlin-Hippo signaling. **Venu Bommireddy venkata, Ken Irvine**. Waksman Institute, Piscataway, NJ.

318C

Hippo signaling controls Dronc activity to regulate organ size in *Drosophila*. **Shilpi Verghese¹, Shimpi Bedi¹, Madhuri Kango-Singh^{1,2,3}**. 1) Department of Biology, University of Dayton, Dayton, OH; 2) Pre-Med Programs, University of Dayton, Dayton, OH, USA;; 3) Centre for Tissue Regeneration and Engineering at Dayton (TREND), University of Dayton, 300 College Park Dayton, OH 45469 USA.

319A

A ciliopathy model to test the regenerative capacity of primary cilia and to screen small molecule therapies. **Jieyan Chen, Timothy Megraw**. Biomedical Sciences, Florida State University, Tallahassee, FL.

320B

Heterochromatin-mediated pairing and segregation of achiasmatic chromosomes depends on HP1. **Christopher C. Giauque, Justin J. Gaudet, Sharon E. Bickel**. Department of Biological Sciences, Dartmouth College, Hanover, NH.

321C

Nondisjunctional segregation in *Drosophila* female meiosis I is preceded by homolog malorientation at metaphase arrest. **William Gilliland, Shane Gillies, Khateriia Pyrtel, Wonbeom Paik, Nneka Wallace**. Department of Biological Sciences, DePaul University, Chicago, IL.

322A

Chromosome axis proteins regulate synapsis initiation in *Drosophila* oocytes. **Kathryn Landy, Mercedes Gyruiczka, Kim McKim**. Waksman Institute of Microbiology, Rutgers University, Piscataway, NJ.

323B

Heterologous segregation during *Drosophila* female meiosis I is preceded by heterologous coorientation at metaphase arrest. **Ashley Snouffer, Wonbeom Paik, William Gilliland**. Biological Science Department, DePaul University, Chicago, IL.

324C

Genome-wide functional analysis of cyclic transcription in the developing *Drosophila* wing. **Liang Liang^{1,2}, Matthew Gibson¹**. 1) Stowers Institute for Medical Research, Kansas City, MO, USA; 2) OU program, UK.

POSTER SESSIONS See page 16 for presentation schedule

Poster board number is in **bold** above title. The first author is the presenter. Full abstracts can be found online at drosophila-conf.org

325A

Cytokinesis-deficient binucleation in *Drosophila* accessory gland for providing plasticity of organ size. **Kiichiro Taniguchi¹**, **Akihiko Kokuryo^{1,2}**, **Takao Imano^{1,2}**, **Rumi Sakata¹**, **Ryunosuke Minami³**, **Hideki Nakagoshi³**, **Takashi Adachi-Yamada^{1,2}**. 1) Dept of Life Sci, Gakushuin Univ, Japan; 2) Dept of Biol, Grad Sch of Sci, Kobe Univ, Japan; 3) Dept of Biol, Grad Sch of Nat Sci/Tech, Okayama Univ, Japan.

326B

Identifying mutations in the chromosomal passenger complex and associated regulators of spindle assembly. **Arunika Das¹**, **Shital Shah²**, **Kim McKim¹**. 1) Waksman Institute, Rutgers University, Piscataway, NJ; 2) University of Medicine and Dentistry, New Jersey.

327C

The Regulation of Microtubule Dynamics is Essential for Meiotic Spindle Organization in *Drosophila* Females. **Sarah Radford**, **Andrew Harrison**, **Kim McKim**. Waksman Institute, Rutgers University, Piscataway, NJ.

328A

The Hippo Pathway targets the Cdh1/fzr inhibitor Rael to regulate mitosis and establish organ size homeostasis. **Maryam Jahanshahi¹**, **Kuangfu Hsiao²**, **Andreas Jenny³**, **Cathie Pfleger¹**. 1) Department of Oncological Sciences, Mount Sinai School of Medicine, New York, NY; 2) Department of Neuroscience, Mount Sinai School of Medicine, New York, NY; 3) Department of Developmental and Molecular Biology, Albert Einstein College of Medicine, Bronx, NY.

329B

Translationally Controlled Tumour Protein (TCTP) regulates 14.3.3s function during *Drosophila* organ development. **Phuong Thao Le**. KAIST, Daejeon, South Korea.

330C

uninflatable and *Matrix metalloproteinase 1* are required for tissue specific growth in the larval trachea of *Drosophila melanogaster*. **Paulo Leal**, **Joshua Neff**, **Robert Ward**. Molecular Biosciences, University of Kansas, Lawrence, KS.

331A

The role of the AP-4 transcription factor *cropped* in imaginal disc growth and regeneration. **Sutton Matt**, **Halme Adrian**. Department of Cell Biology, University of Virginia School of Medicine, Charlottesville, VA.

332B

Non-autonomous tumor progression driven by mitochondrial dysfunction. **Shizue Ohsawa¹**, **Yoshitaka Sato¹**, **Masato Enomoto¹**, **Mai Nakamura¹**, **Aya Betsumiya¹**, **Tatsushi Igaki^{1,2}**. 1) Department of Cell Biology, G-COE, Kobe University Graduate School of Medicine, Kobe; 2) PRESTO, Japan Science and Technology Agency, Japan.

333C

Identification of the gene disrupted in *fried* mutants. **Kimberley Seoane**, **Henrique Valim**, **Jason Morris**. Dep't of Natural Sciences, Fordham University, New York, NY.

334A

Regulation of the archipelago ubiquitin ligase subunit by a dynein light chain. **Daniel Allyn Barron**, **Kenneth Moberg**. Dept Cell Biol, Emory Univ Sch Med, Atlanta, GA.

335B

Non-Cell Autonomous Regulation of Hippo signaling in *Drosophila* by the Hedgehog receptor Patched. **Jacob Daniel Kagey^{1,2}**, **Jordan Brown²**, **Kenneth Moberg²**. 1) Biology, University of Detroit Mercy, Detroit, MI; 2) Cell Biology, Emory University School of Medicine, Atlanta, Ga.

336C

Identifying novel components of the Fat cadherin pathway. **Srdjana Ratkovic**, **Helen McNeill**. Samuel Lunenfeld Research Institute, Mt. Sinai Hospital, Toronto, Ontario.

Chromatin and epigenetics

337A

Lipid droplets control histone levels and promote mitotic fidelity in syncytial embryos. **Michael A. Welte¹**, **Zhihuan Li¹**, **Dipak Manna¹**, **Katharina Thiel³**, **Mathias Beller^{2,3}**. 1) Dept Biol, Univ Rochester, Rochester, NY; 2) Inst Math Modeling Biol Systems, Heinrich-Heine Univ, Düsseldorf, Germany; 3) Max Planck Inst for Biophys Chem, Göttingen, Germany.

338B

Psf2: A Role in Chromosome Condensation. **Jeffrey P. Chmielewski¹**, **Laura Henderson²**, **Tim Christensen¹**. 1) Biology, East Carolina University, Greenville, NC; 2) Howard Hughes Medical Institute, Janelia Farm Research Campus, Ashburn, VA.

339C

Multiple interactions between Heterochromatin Protein 1 (HP1) and nucleosomes. **Diane E. Cryderman¹**, **Abd Elhamid M. Azzaz²**, **Michael W. Vitalini¹**, **Andrew H. Thomas¹**, **Adrian H. Elcock¹**, **Michael A. Shogren-Knaak²**, **Lori L. Wallrath¹**. 1) Dept Biochemistry, Univ Iowa, Iowa City, IA; 2) Department of Biochemistry, Biophysics and Molecular Biology, Iowa State University, Ames, IA.

340A

Understanding the Role of *Topoisomerase 2* in Chromosome Associations. **Amber M. Hohl^{1,2,3}**, **Pamela K. Geyer²**, **Ting Wu³**. 1) Genetics Program, University of Iowa, Iowa City, IA; 2) Department of Biochemistry, University of Iowa, Iowa City, IA; 3) Department of Genetics, Harvard Medical School, Boston, MA.

341B

HP1b is a non-essential protein enriched at TSSs that positively affects transcription. **Nicole C. Riddle**, **Artyom A. Alekseyenko**, **Tingting Gu**, **Youngsook L. Jung**, **Aki Minoda**, **Michael Y. Tolstorukov**, **Mitzi I. Kuroda**, **Vincenzo Pirrotta**, **Peter J. Park**, **Sarah C. R. Elgin**, **Gary H. Karpen**. *Drosophila* modENCODE Chromatin Group.

342C

Investigating the impact of an invading B chromosome on nuclear dynamics in *N. vitripennis*. **Megan Swim**, **Patrick M. Ferree**. Keck Science Department, Scripps College, 925 N. Mills Ave. Claremont, CA.

343A

Characterizing Chromosome Territory Formation in *Drosophila* Primary Spermatocytes. **Sheng (Jimmy) Tang¹**, **Tom Hartl^{1,2}**, **Matthew Scott^{1,2}**. 1) Stanford University, Stanford, CA; 2) Stanford University School of Medicine, Stanford, CA.

344B

Telomere dynamics and organization in early embryonic development. **Natalia Wesolowska^{1,2}**, **Yikang Rong¹**. 1) Lab of Biochemistry and Molecular Biology, National Institutes of Health, Bethesda, MD; 2) NIH Graduate Partnership Program with the CMDB Program, Johns Hopkins University, Baltimore, Bethesda.

345C

Role of *Drosophila*'s HKMTs in the recruitment of HP1. **Margarida Figueiredo**, **Anna-Mia Johansson**, **Jan Larsson**. Department of Molecular Biology, Umeå University, Umeå, Umeå, Sweden.

POSTER SESSIONS See page 16 for presentation schedule

Poster board number is in **bold** above title. The first author is the presenter. Full abstracts can be found online at drosophila-conf.org

- 346A**
Co-ordinate regulation of heterochromatic genes in *Drosophila melanogaster* males. **S. Kiran Koya, Xinxian Deng, Ying Kong, Victoria Meller.** Dept of Biological Sciences, Wayne State University, Detroit, MI.
- 347B**
Modifiers of X recognition: exploring the secrets of sex chromosome identity. **Debashish Menon, Victoria Meller.** Department of Biological Science, Wayne State University, Detroit, MI.
- 348C**
The H3K36 Demethylase KDM4A is a Novel Regulator of Heterochromatin Organization and Dynamics. **Serafin U. Colmenares^{1,2}, Sasha Langley^{1,2}, Cameron Kennedy^{1,2}, Joel Swenson^{1,2}, Irene Chiolo^{1,2}, Gary Karpen^{1,2}.** 1) Genome Dynamics, Life Sciences Division, Lawrence Berkeley National Lab, Berkeley, CA; 2) Molecular and Cell Biology, University of California, Berkeley, CA.
- 349A**
Functions of the RNAi system and heterochromatin components in heterochromatin formation. **Tingting Gu, Sarah Elgin.** Biology, Washington University, St Louis, MO.
- 350B**
dSet1 acts as the main global H3K4 di- and tri-methyltransferase throughout *Drosophila* development. **Graham Hallson, Robert E. Hollebakk, Taosui Li, Monika Syrzycka, Inho Kim, Shawn Cotsworth, Kathleen A. Fitzpatrick, Donald A. R. Sinclair, Barry M. Honda.** Dept MBB, Simon Fraser Univ, Burnaby, BC.
- 351C**
Loss of heterochromatic repression with age in *Drosophila*. **Nan Jiang, Guyu Du, Ethan Tobias, Stephen Helfand.** Molecular Biology, Cell Biology and Biochemistry, Brown University, Providence, RI.
- 352A**
Separation of stem cell maintenance and transposon silencing functions of Piwi protein. **Mikhail S. Klenov, Olesya A. Sokolova, Evgeny Y. Yakushev, Sergey A. Lavrov, Vladimir A. Gvozdev.** Dept Molecular Gen of Cell, Inst Molecular Genetics, Moscow, Russia.
- 353B**
Functional Characteristics of HP1a. **Deanna L. Mendez¹, Sepideh Khorasanizadeh², Sarah CR Elgin¹.** 1) Department of Biology, Washington University, CB-1137, St. Louis, MO 63130; 2) Sanford-Burnham Medical Research Institute, 6400 Sanger Road, Orlando, FL 32827.
- 354C**
Identifying Proteins that Interact with *Drosophila melanogaster* Heterochromatin Protein 2 (HP2) and Characterizing Their Contribution to Heterochromatin Formation. **Patrick C. Ng¹, Elizabeth E. Slawson-Tempel¹, Hien P. Nguyen², Chris D. Shaffer¹, Sarah C. Elgin¹.** 1) Biology, Washington Univ, St. Louis, MO; 2) Biochemistry and Molecular Biology, Saint Louis Univ, St. Louis, MO.
- 355A**
Studying the functions of the hybrid lethality proteins- LHR and HMR. **Satyaki P. Rajavasireddy, Nathan L. Clark, Tawny Cuykendall, Shuqing Ji, Hojoong Kwak, Daniel Barbash.** Molecular Biology and Genetics, Cornell University, Ithaca, NY.
- 356B**
A dissection of Mcm10's functions in *D. melanogaster*. **Michael C. Reubens, Casi Strickland, Tim W. Christensen.** Biology Dept, East Carolina University, Greenville, NC.
- 357C**
HP1a Mediates the DNA Damage Response in Heterochromatin. **Joel Swenson^{1,2}, Serafin Colmenares², Irene Chiolo², Cameron Kennedy², Sylvain Costes², Gary Karpen².** 1) Molec & Cell Biol, Univ California-Berkeley, Berkeley, CA; 2) Genome Dynamics, Lawrence Berkeley National Lab, Berkeley, CA.
- 358A**
Chromatin remodeling during aging and dietary restriction in *Drosophila melanogaster*. **Jason G. Wood¹, Peter V. Kharchenko², Sara Hillenmeyer¹, Chengyi Chang¹, Meyrolin Garcia¹, Priyan Wickremesinghe¹, Nan Jiang¹, Peter J. Park², Nicola Neretti¹, Stephen L. Helfand¹.** 1) Molecular Bio, Cell Bio, and Biochemistry, Brown University, Providence, RI; 2) Center for Biomedical Informatics, Harvard Medical School and Children's Hospital, Boston, MA.
- 359B**
Invadolisyn plays a role in the functioning of the SAGA complex. **Michal M. Janiszewski¹, Shubha Gururaja Rao², Edward Duca¹, Margarete M. S. Heck¹.** 1) University/BHF Centre for Cardiovascular Science, University of Edinburgh, Edinburgh, United Kingdom; 2) Department of Molecular, Cell and Developmental Biology, University of California, Los Angeles, California, USA.
- 360C**
Investigating the Potential Interaction of SIN3 with Methionine Metabolism. **Mengying Liu, Valerie L. Barnes, Lori A. Pile.** Department of Biological Sciences, Wayne State University, Detroit, MI.
- 361A**
The role of Lid in mediating the cellular response to oxidative stress. **Xingyin Liu, Christina Greer, Julie Secombe.** Department of Genetics, Albert Einstein College of Medicine of Yeshiva University, Bronx, NY.
- 362B**
Epigenetic Regulation of Replication Origins. **Neha P. Paranjape, Jun Liu, Brian R. Calvi.** Department of Biology, Indiana University, Bloomington, IN.
- 363C**
Interaction of the SIN3 histone deacetylase complex with the histone demethylase LID. **Lori A. Pile, Ambikai Gajan.** Dept Biological Sci, Wayne State Univ, Detroit, MI.
- 364A**
Studies into functional aspects of two isoforms of *Drosophila* SIN3. **Nirmalya Saha, Lori Pile.** Wayne State University, Detroit, MI.
- 365B**
Elucidating the contribution of distinct Su(Hw) zinc fingers in DNA association and female fertility. **Ryan M. Baxley¹, Alexey A. Soshnev¹, Michael W. Klein², Ashley B. Gaeth², Joel A. Morales-Rosado², Bing He³, Kai Tan³, Pamela K. Geyer^{1,2}.** 1) Molecular and Cellular Biology Program, University of Iowa, Iowa City, IA; 2) Biochemistry Department, University of Iowa, Iowa City, IA; 3) Internal Medicine Department, University of Iowa, Iowa City, IA.
- 366C**
In vivo function of Homie, the *eve* insulator: Is it a PRE blocker? **Miki Fujioka, James B. Jaynes.** Dept Biochem & Molec Biol, Thomas Jefferson Univ, Philadelphia, PA.
- 367A**
A Role for dCAP-D3/Condensin II in Preventing Natural Transposon Mobilization. **Michelle Longworth, Andrew Schuster.** Department of Molecular Genetics, Cleveland Clinic Lerner Research Institute, Cleveland, OH.

POSTER SESSIONS See page 16 for presentation schedule

Poster board number is in **bold** above title. The first author is the presenter. Full abstracts can be found online at drosophila-conf.org

368B

Variegated transvection by the enhancer *GMR*. **Jack R. Bateman, Justine E. Johnson, Melissa N. Locke.** Dept Biol, Bowdoin College, Brunswick, ME.

369C

Histone Recognition and Nuclear Receptor Coactivator Functions of Drosophila Cara Mitad, a Homolog of the N-terminal Portion of Mammalian MLL2/3. **Andrew K. Dingwall, Chhavi Chauhan, Megan Parilla, Manuel O. Diaz, Claudia B. Zraly.** Stritch School of Medicine, Oncology Inst & Dept Pathology, Loyola Univ Med Ctr, Maywood, IL.

370A

The piRNA is sufficient to guide Piwi to specific genomic sites to induce epigenetic changes. **Xiao Huang, Haifan Lin.** Yale Stem Cell Center, New Haven, CT.

371B

PNUTS-PP1 associates with transcriptionally active sites on interphase chromosomes and is required for cell survival. **Louise Rebecca Rawling¹, Anita Lucaci¹, Andrey Rudenko², Peter Glenday¹, Luke Alphey², Daimark Bennett¹.** 1) Inst Integrative Biology, Univ Liverpool, Liverpool; 2) Dept Zoology, Oxford University, Oxford.

372C

Mapping the *Telomere elongation* mutation in Drosophila. **Hemakumar M. Reddy, James M. Mason.** Laboratory of Molecular Genetics, NIH/NIEHS, Research Triangle Park, NC.

373A

An RNA-seq screen for allele-specific parent-of-origin effects in *Drosophila melanogaster*. **Kevin H. C. Wei¹, Julien F. Ayroles^{1,2}, Daniel A. Barbash¹, Andrew G. Clark¹.** 1) Molecular Biology and Genetics, Cornell, Ithaca, NY; 2) Harvard Society of Fellows, Harvard, Cambridge, MA.

374B

De novo establishment of Polycomb-mediated repression. **Jumana AlHaj Abed, Siddhi Desai, Judith Benes, Richard Jones.** Biology, Southern Methodist University, Dallas, TX.

375C

Stuxnet destabilizes Polycomb-associated PRC1 complex to facilitate Notch receptor gene transcription. **Juan Du¹, Junzheng Zhang¹, Feng Tie², Ying Su¹, Min Liu¹, Peter Harte², Alan Zhu¹.** 1) Department of Cell Biology, Lerner Research Institute, Cleveland Clinic, Cleveland, OH, USA; 2) Department of Genetics, Case Western Reserve University, Cleveland, OH, USA.

376A

Epigenetically-confused, an unusual Trithorax Group SET domain-containing protein, functions like a Polycomb Group gene. **Hector Rincon-Arango, Jessica Halow, Jeff Delrow, Jorja Henikoff, Steven Henikoff, Susan Parkhurst, Mark Groudine.** Basic Sciences Division, Fred Hutchinson Cancer Research Center, Seattle, WA.

377B

The histone demethylase UTX and the chromatin remodeler BRM bind to Drosophila CBP and modulate the acetylation of histone H3 lysine 27. **Feng Tie, Rakhee Banerjee, Patty Conrad, Peter Scacheri, Peter Harte.** Dept Genetics, Case Western Reserve Univ, Cleveland, OH.

378C

Drosophila Myb interacts with NURF to repress cell cycle genes and transposons in non-mitotic tissues. **Juan Santana¹, Stephen Butcher¹, Scott McDermott¹, Mrutyunjaya Parida¹, Kristen Jogerst¹, J. Robert Manak^{1,2}.** 1) Dept of Biology, Univ of Iowa, Iowa City, IA; 2) Dept of Pediatrics, Univ of Iowa, Iowa City, IA.

379A

Brahma (SWI/SNF) complex regulation of transcript elongation and pre-mRNA splicing is mediated by the SNR1 regulatory subunit. **Claudia B. Zraly.** Oncology Institute and Department of Pathology, Stritch School of Medicine, Loyola University of Chicago, Maywood, IL.

Drosophila models of human diseases

380B

CREB transcription factors and drug tolerance. **Benjamin R. Troutwine, Yan Wang, Nigel Atkinson.** ICMB, University of Texas, Austin, TX.

381C

Investigating the role of MRL proteins in invasive border cell migration. **Lauren Dodgson, Eleanor Taylor, Daimark Bennett.** University of Liverpool, Institute of Intergrative Biology, Liverpool, United Kingdom.

382A

Analyzing cancer stem cells using the Drosophila ovary. **Rebecca L. Frederick¹, Allan Spradling^{1,2}.** 1) Carnegie Institution for Science, Department of Embryology, Baltimore, MD; 2) Howard Hughes Medical Institute.

383B

Tumor suppressor mutations in *pebble/Ect2* activate Rac1 and reveal a mechanism of autoregulation. **Jin-Yu (Jim) Lu¹, Michelle Pirruccello², Ming Wu¹, Jose C. Pastor-Pareja¹, Tian Xu¹.** 1) Dept. Genetics; 2) Cell Biology, Yale Sch Medicine/HHMI, New Haven, CT.

384C

Tumorigenesis in the absence of the spindle assembly checkpoint. **Sara Morais da Silva, Ricardo J. Sousa, Claudio E. Sunkel.** Laboratory of Molecular Genetics, Instituto de Biologia Molecular e Celular, Porto, Portugal.

385A

Loss of Rabex-5 displays leukemia-like hematopoietic defects that involve dysregulation of Ras, Notch and groucho. **Theresa Reimels.** Oncological Sciences, Mount Sinai School of Medicine, New York, NY.

386B

Gene expression profiling in Drosophila models of human cancers associated with modulation of DCC/frazzled signaling. **Joseph Sarro¹, Charles Tessier², Molly Duman-Scheel^{1,2}.** 1) Biological Sciences and Harper Cancer Inst, Univ of Notre Dame, Notre Dame, IN; 2) Med and Molec Genetics, Indiana Univ Sch Medicine, South Bend, IN.

387C

Delineating the function of PRL-1 in *Drosophila*. **Leslie J. Saucedo, Jake Goodchild, Krystle Pagarigan, Travis Edlefsen.** Biology, University of Puget Sound, Tacoma, WA.

388A

Neurofibromin (*Nfi*) function in Drosophila: Genetic and Physical Interactions Screens. **James A. Walker^{1,2}, Jean Y. Gouzi¹, Robert Maher¹, Andre Bernards^{1,2}.** 1) Massachusetts General Hospital Cancer Center, Harvard Medical School, MA; 2) Center for Human Genetic Research, Massachusetts General Hospital, Harvard Medical School, MA.

389B

Suppression of DiscsLarge ovarian tumor invasion and growth by a novel class of "wounded tumor" loci. **Min Zhao, Scott Goode.** Dept Pathology, Baylor Col Medicine, Houston, TX.

POSTER SESSIONS See page 16 for presentation schedule

Poster board number is in **bold** above title. The first author is the presenter. Full abstracts can be found online at drosophila-conf.org

390C

Using *Drosophila* to study functional relevance of conserved heart genes. **James H. Catterson¹, Pierre O. Bagnaninchi², Anthony J. Harmar¹, Margarete MS Heck¹, Paul S. Hartley¹**. 1) Centre for Cardiovascular Science, Queen's Medical Research Institute, University Of Edinburgh, 47 Little France Crescent, Edinburgh, United Kingdom, EH16 4TJ; 2) MRC Centre for Regenerative Medicine, Chancellor's Building, University Of Edinburgh, 49 Little France Crescent, Edinburgh, United Kingdom, EH16 4SB.

391A

DHR96 regulates cellular cholesterol homeostasis via the Niemann-Pick disease Type C genes. **Akila Gopalakrishnan, Kirst King-Jones**. CW405 Biological Sciences Building, University of Alberta, Edmonton, Alberta, Canada.

392B

The Role of *slowpoke* Encoded BK Channel in Heart Function. **Santiago Pineda¹, Karen Ocorr¹, Diane Fatkin², Rolf Bodmer¹**. 1) Sanford Burnham Medical Research Institute, La Jolla, CA; 2) Victor Chang Cardiac Research Institute, Darlinghurst, NSW 2010.

393C

Modeling reductive stress induced heart disease in flies. **Heng Xie, Kent Golic**. Dept Biol, Univ Utah, Salt Lake City, UT.

394A

The inwardly rectifying potassium channel, *Irk2*, contributes to development of the adult wing in *Drosophila*. **Emily A. Bates¹, Giri Dahal¹, Joel Rawson², Brandon Gassaway¹, Ben Kwok¹, Emily Bates¹**. 1) Chemistry and Biochemistry, Brigham Young University, Provo, UT; 2) UT Health Science Center, San Antonio, TX.

395B

Interactions between the HuD homolog *fne* and the *dNab2* polyadenosine RNA binding factor in a fly model of human intellectual disability. **Rick Stephen Bienkowski¹, Callie Wigington², Anita Corbett², Ken Moberg¹**. 1) Cell Biology, Emory University, Atlanta, GA; 2) Biochemistry, Emory University, Atlanta, GA.

396C

Modeling Degenerative Disc Disease in *Drosophila melanogaster*. **Megan C. Donegan, Joseph A. Chiaro, Hemlata Mistry**. Department of Biology, Widener University, Chester, PA.

397A

The mechanism of nuclei positioning during muscle development in *Drosophila*. **Hadas Tamir, Talila Volk, Yaxun V. Yu, Michael Welte**. Molecular Genetics, Weizmann Institute, Rehovot, Israel.

398B

A *Drosophila* Model of Friedreich's Ataxia and Autophagic Heart Disease. **Luan Wang**. Inst Environmental Hlth Sci, Wayne State Univ, Detroit, MI.

399C

A Maternal High Sugar Diet Leads to Metabolic Defects in *Drosophila* Offspring. **Jessica Buescher¹, Laura Musselman², Riddhi Mitra¹, Breckyn Robinson¹, Thomas Baranski², Jennifer Duncan¹**. 1) Department of Pediatrics, Washington University, St Louis, MO; 2) Department of Medicine, Washington University, St Louis, MO.

400A

Using *Drosophila* to Explore The Architecture of Natural Variations Influencing a Complex Disease Trait. **Bin He¹, Michael Ludwig¹, Soo-Young Park², Pengyao Jiang¹, Cecelia Miles¹, Levi Barse¹, Desiree Dickerson¹, Sarah Carl¹, Honggang Ye², Graeme Bell², Martin Kreitman¹**. 1) Department of Ecology and Evolution, The University of Chicago, Chicago, IL; 2) Department of Medicine, The University of Chicago, Chicago, IL.

401B

Intermittent hypoxia alters the metabolism of *Drosophila* on a high-fat diet. **EriLYnn T. Heinrichsen¹, Gabriel G. Haddad^{1,2}**. 1) Pediatrics Dept, University of California, San Diego, La Jolla, CA; 2) Rady Children's Hospital, San Diego, CA.

402C

The fat body controls nutrient flux via transcriptional and biochemical mechanisms. **Laura Palanker Musselman, Jill L. Fink, Thomas J. Baranski**. Endocrinology, Metabolism, and Lipid Research, Washington University School of Medicine, St. Louis, MO.

403A

Lipid and carbohydrate analysis on a *Drosophila melanogaster* Type 2 Diabetes model. **Alejandro Reyes De la Torre, Juan Riesgo-Escovar**. Developmental neurobiology and neurophysiology, Instituto de Neurobiología, UNAM, Queretaro, Mexico.

404B

Identifying Genes Involved in Central Nervous System Control of Obesity. **Irene Trinh^{1,2}, Oxana Gluscencova¹, Gabrielle Boulianne^{1,2}**. 1) Hospital for Sick Children, Toronto, Ontario, Canada; 2) University of Toronto, Toronto, Ontario, Canada.

405C

The effect of three types of diets on the phenotype of *Drosophila melanogaster*. **Xiangpei Zeng, Sean Mendez, Laura Reed**. Department of Biological Sciences, University of Alabama, Tuscaloosa, AL.

406A

Suppression of progressive motor neuron degeneration by Diferuloylmethane (Curcumin) in transgenic *Drosophila* expressing mutant human gene of neurodegenerative disease. **Namita Agrawal, Anjalika Chongtham, Nidhi Paliwal**. Dept of Zoology, University of Delhi, Delhi.

407B

A Parkinson's Disease Model for the Characterization of Long Term Effects of Early Exposure to Environmental Toxins. **James W. Anderson, Arati Inamdar, O'Neil Wright, Janis O'Donnell**. Biological Sciences, University of Alabama, Tuscaloosa, AL.

408C

Mutations that Destabilize Helix-3 Induce Aberrant Processing of the Prion Protein. **Daniela Arbelaez^{1,2}, Jonatan Sanchez², Pedro Fernandez-Funez², Diego Rincon-Limas²**. 1) College of Liberal Arts and Sciences; 2) Department of Neurology, University of Florida, Gainesville, FL.

409A

Drosophila β -secretase and the cleavage of the fly Amyloid Precursor Protein are required for glial survival. **Bonnie J. Bolkan¹, Tilman Triphan², Doris Kretschmar¹**. 1) CROET, L606, Oregon Hlth & Sci Univ, Portland, OR; 2) Institut für Zoologie III, Universitaet Mainz, 55099 Mainz, Germany.

410B

Assessing the ability of nicotine to increase lifespan and rescue olfactory and motor deficits in parkin loss-of-function *Drosophila melanogaster*. **Lori M. Buhlman, Raegan P. Chambers, Gerald B. Call**. Biomedical Sciences, Midwestern University, Glendale, AZ.

411C

Human LRRK2 expression increased animal lifespan and enhanced the resistance to oxidative stress in the *Drosophila*. **Hui-Yun Chang, Hung-Cheng Wang, Franziska Wolter**. Institute of Systems Neuroscience, National Tsing Hua University, Hsinchu, Taiwan.

POSTER SESSIONS See page 16 for presentation schedule

Poster board number is in **bold** above title. The first author is the presenter. Full abstracts can be found online at drosophila-conf.org

412A

The role of Superoxide Dismutase 2 in a *Drosophila* model of Machado-Joseph Disease. **Natalie M. Clark, John M. Warrick**. Department of Biology, University of Richmond, Richmond, VA.

413B

The neurodegenerative AMPK mutant *loe* interferes with the RHO pathway and actin dynamics. **Mandy Cook, Jill Wentzell, Doris Kretzschmar**. CROET, Oregon Health and Science University, Portland, OR.

414C

Characterizing mitochondrial dysfunction in a *Drosophila* model for TBI. **Vanessa T. Damm^{1,2}, Rachel T. Cox^{1,2}**. 1) Biochemistry, Uniformed Services University of the Health Sciences, Bethesda, MD; 2) Center for Neuroscience and Regenerative Medicine, Uniformed Services University of the Health Sciences, Bethesda, MD.

415A

Screen for common genetic modifiers of polyglutamine diseases in *Drosophila*. **Javier R. Diaz, Ismael Al-Ramahi, Juan Botas**. Molecular and Human Genetics, Baylor College of Medicine, Houston, TX.

416B

The role of Swiss cheese, the *Drosophila* homologue of Neuropathy target esterase, in glia development. **Sudeshna Dutta^{1,2}, Doris Kretzschmar¹**. 1) Center for Research on Occupational and Environmental Toxicology, Oregon Health and Science University, Portland, OR; 2) Department of Integrative Biosciences, Oregon Health and Science University, Portland, Oregon.

417C

Oxidative Stress in a *Drosophila* Model of TPI deficiency. **Isaac J. Fisher¹, Daniel Long¹, Joshua Hutton¹, Zhaohui Liu¹, Sarah Johnson¹, Michael J. Palladino², Stacy L. Hrizo^{1,2}**. 1) Department of Biology, Slippery Rock University, Slippery Rock, PA; 2) University of Pittsburgh S.O.M. Department of Pharmacology and Chemical Biology, Program in Neurodegenerative Diseases, Pittsburgh, PA.

418A

Sleep defects in *Drosophila* models of Huntington's Disease reflect altered PKA signaling. **Erin D. Gonzales^{1,2}, Jerry C.-P. Yin^{1,3}**. 1) Dept. of Genetics, University of Wisconsin-Madison, Madison, WI; 2) Program in Cellular & Molecular Biology, University of Wisconsin-Madison, Madison, WI; 3) Dept of Neurology, University of Wisconsin-Madison, Madison, WI.

419B

Fatty acid activation and neurodegeneration. **Hannah B. Gordon, Anna Sivachenko, PhD, Anthea Letsou, PhD**. Department of Human Genetics, University of Utah, Salt Lake City, UT.

420C

Survival motor neuron protein controls stem cell division, proliferation and growth. **Stuart J. Grice, Sian E. Davies, Jilong Liu**. MRC Functional Genomics Unit, University of Oxford, Oxford, United Kingdom.

421A

Genes *Sema-1a* and *Sema-2a* as modifiers of dystrophin gene function in *Drosophila melanogaster*. **Olena Holub, Yaroslava Chernyk, Nataliya Holub**. Genetics and Biotechnology, Ivan Franko National University of Lviv, Lviv, Ukraine.

422B

TPI[sgk] is degraded by the proteasome in a chaperone dependent manner. **Stacy Hrizo^{1,2}, Daniel Long¹, Michael Palladino²**. 1) Department of Biology, Slippery Rock University, Slippery Rock, PA; 2) Department of Pharmacology and Chemical Biology, University of Pittsburgh SOM, Pittsburgh, PA.

423C

Neurodegeneration in a Temporally-Controlled Fly Model of Huntington's Disease. **Kurt Jensen¹, Diego Rincon-Limas¹, Pedro Fernandez-Funez^{1,2}**. 1) Neurology, University of Florida, Gainesville, FL; 2) Neurosciences, University of Florida, Gainesville, FL.

424A

A *Drosophila* model of Multisystem proteinopathy caused by VCP/p97 mutation. **Nam Chul Kim, J. Paul Taylor**. Developmental Neurobiology, St. Jude Children's Research Hospital, Memphis, TN.

425B

Accumulation of insoluble forms of FUS protein correlates with toxicity in *drosophila*. **Magalie Lecourtois, Laetitia Miguel, Tracey Avequin, Morgane Delarue, Sébastien Feuillette, Thierry Frébourg, Dominique Champion**. UMR Inserm U614, IFRMP23, Rouen Institute for Medical Research and Innovation, Faculty of Medicine, University of Rouen, 22 Boulevard Gambetta, 76183 Rouen Cedex 01, France.

426C

Use of *Drosophila* cultured cells to investigate homeostasis and toxicity of metals such as copper, manganese and zinc. **Stephanie E. Mohr¹, Quentin Gilly¹, Benjamin McElvany¹, Claire Y. Hu¹, Ian T. Flockhart¹, Donghui Yang-Zhou¹, Norbert Perrimon^{1,2}**. 1) Dept Gen, Harvard Med Sch, Boston, MA; 2) HHMI, Harvard Med Sch, Boston, MA.

427A

The Etiology of Brain Degeneration in drd Mutant Flies. **Sreejith Perinthottathil, Wijeong Jang, Jiyoung Kim, Changsoo Kim**. Chonnam National University, Gwangju, South Korea.

428B

Identification of protective and pathogenic residues in the prion protein. **Jonatan Sanchez-Garcia, Daniela Arbelaez, Kurt Jensen, Yan Zhang, Diego Rincon-limas, Pedro Fernandez-Funez**. Department of Neurology, Univ of Florida, Gainesville, FL.

429C

Tau-induced neurotoxicity and apoptosis in a *Drosophila* model. **Tzu-Kang Sang¹, Chien-Ping Hsieh¹, Ren-Huei Shiu¹, Hui-Yun Chang²**. 1) Institute of Biotechnology, National Tsing Hua University, Hsinchu, Taiwan; 2) Institute of Systems Neuroscience, National Tsing Hua University, Hsinchu, Taiwan.

430A

Glia-Mediated Neurodegeneration in the *Drosophila melanogaster* CNS. **Ivan J. Santiago¹, Israel C. Nnah¹, Amandeep Kaur¹, Rosa Mino³, Tadmiri R. Venkatesh^{1,2}**. 1) Biology, The City College of New York, New York, NY; 2) The Graduate Center of the City University of New York, New York, NY; 3) The University of North Carolina, Chapel Hill, NC.

431B

Integrating Human and Fly Genetics to Understand Alzheimer's Disease Susceptibility. **Joshua M. Shulman^{1,2}, Selina Imboywa^{1,2}, Allison E. Diamond^{1,2}, Portia I. Chipendo^{1,2}, Philip L. De Jager^{1,2}, Mel B. Feany^{1,2}**. 1) Brigham and Women's Hospital, Boston, MA; 2) Harvard Medical School, Boston, MA.

432C

Effects of HDAC inhibitor treatment on motor deficits and lethality in a *Drosophila* model of Parkinson's disease. **Robyn St. Laurent, S. Tariq Ahmad**. Department of Biology, Colby College, Waterville, ME.

433A

TDP-43 and FUS proteinopathies: biochemical studies and animal models. **Mengxue Yang^{1,2}, Kazuo Fushimi¹, Xiaoping Chen¹, Tanya Monahiem¹, Jianghong Liu², Li Zhu², Jane Wu^{1,2}**. 1) Northwestern University, Chicago, IL; 2) Institute of Biophysics, CAS, China.

POSTER SESSIONS See page 16 for presentation schedule

Poster board number is in **bold** above title. The first author is the presenter. Full abstracts can be found online at drosophila-conf.org

434B

Exploring the Pathogenic Role of Phosphorylated TDP in *Drosophila* Nervous System. **Po-An Yeh, Pang-hsien Tu**. Biomedical Sciences, Taipei.

435C

A combinatorial drug cocktail rescues Prion Protein neurotoxicity in flies. **Yan Zhang¹, Pedro Fernandez-Funez^{1,2}, Diego Rincon-Limas¹**. 1) Neurology, University of Florida, Gainesville, FL; 2) Neuroscience, University of Florida, Gainesville, FL.

436A

Axonal Transport in *Drosophila* models of Parkinson's Disease. **Eric Anderson, Delnessaw Hirpa, Shermali Gunawardena**. Department of Biological Science, The State University of New York at Buffalo, BUFFALO, NY.14260.

437B

SERF1 gene function in *Drosophila melanogaster*. **Swagata Ghosh, Josh Titlow, Robin Cooper, Douglas Harrison, Brian Rymond**. Biology, University of Kentucky, Lexington, KY.

438C

Exposure to fungal volatile organic compound, 1-octen-3-ol leads to induction of NOS-mediated inflammatory response in larval respiratory system. **Arati A. Inamdar, Joan Bennett**. Department of Plant Biology and Pathology, Rutgers, The State University of New Jersey, New Brunswick, NJ.

439A

Oxidative stress contributes to outcome severity in a *Drosophila melanogaster* model of classic galactosemia. **Patricia P. Jumbo-Lucioni¹, Marquise Hopson¹, Bill Liang², Dean Jones², Judith Fridovich-Keil¹**. 1) Dept. Human Genetics, Emory University School of Medicine, Atlanta, GA; 2) Pulmonary Division, Dept. Medicine, Emory University School of Medicine, Atlanta, GA.

440B

In Vivo Exposure Impacts of Nano Silver on "*Drosophila melanogaster*". **Denise K. Reaves¹, John J. Bang², Catherine S. Silver Key¹**. 1) Biology, North Carolina Central University, Durham, NC; 2) Departments of Environmental, Earth, and Geospatial Science, North Carolina Central, University, Durham, NC 27707, USA.

441C

Muscle defects associated with human A-type lamin revealed by studies in *Drosophila*. **Om K. Shrestha¹, George Dyalans¹, Monika Zwerger², Dylan Thiemann¹, Diane E. Cryderman¹, Jan Lammerding², Liping Yu¹, Lori L. Wallrath¹**. 1) Department of Biochemistry, University of Iowa, Iowa city, IA; 2) Cell and Molecular Biology and Department of Biomedical Engineering, Cornell University, Ithaca, NY.

442A

dtorsin, the *Drosophila* ortholog of the early-onset dystonia *TOR1A* (*DYT1*), plays a novel role in dopamine metabolism. **Noriko Wakabayashi-Ito^{1,4}, Olugbenga Doherty², Hideaki Moriyama³, James Gusella⁴, Xandra Breakefield¹, Janis O'Donnell², Naoto Ito^{1,4}**. 1) Dept Neurology, Massachusetts General Hosp, Charlestown, MA; 2) Dept Biological Science, University of Alabama, Tuscaloosa, AL; 3) School of Biological Science, University of Nebraska-Lincoln, Lincoln, NE; 4) CHGR, Massachusetts General Hosp, Boston, MA.

443B

Rejuvenation of meiotic cohesion: a conserved mechanism to combat age related chromosome segregation errors? **Katherine A. Weng, Charlotte A. Jeffreys, Sharon E. Bickel**. Biological Sciences, Dartmouth College, Hanover, NH.

444C

A new *Drosophila* model of Spinal Muscular Atrophy highlights the importance of non-snRNP related functions of Survival Motor Neuron in disease pathology. **Kavita Praveen¹, Ying Wen², T. K. Rajendra², A. Gregory Matera^{1,2}**. 1) Genetics and Molecular Biology, University of North Carolina, Chapel Hill, NC; 2) Department of Biology, University of North Carolina, Chapel Hill, NC.

Evolution and quantitative genetics

445A

Comparative studies of chromosomes of the tripunctata Species Group of *Drosophila*. **Mitsue Taukeuti Brianti, Galina Ananina, Louis Bernad Klaczko**. Universidade Estadual de Campinas, Campinas, São Paulo, Brazil.

446B

Deciphering B chromosome sequence of *Drosophila albomicans* by short-read sequencing. **Li Zhao^{1,2}, Yue Zhang², Qi Zhou², Ruoping Zhao², Wen Wang²**. 1) Department of Ecology and Evolution, University of California - Davis, Davis, CA; 2) CAS-Max Planck Junior Research Group, Kunming Institute of Zoology, Chinese Academy of Sciences, Kunming, China.

447C

Characterization of the RNase T2 gene from *Drosophila melanogaster* and the evolution of this RNase family in protosomes. **Linda Ambrosio, Ryan Bailey, Stephanie Moriss, Gustavo MacIntosh**. Department of Biochemistry, Biophysics and Molecular Biology, Iowa State Univ, Ames, IA.

448A

Comparative genetic architectures of similar and independently evolved morphological novelties. **Laurent Arnoult, Caroline Minervino, Benjamin Prud'homme, Nicolas Gompel**. IBDML, UMR CNRS 6216, Case 907, Parc Scientifique de Luminy, 13288 Marseille Cedex 9, France.

449B

Forces shaping a Hox morphogenetic gene-network during evolution. **James Castelli-Gair Hombria, Sol Sotillos, Mario Aguilar, Filippo Foglia**. CABD, CSIC/JA/UPO, Seville, Sevilla, Spain.

450C

vestigial ectodermal function is not limited to wing development in *Tribolium*. **Courtney M. Clark, Yoshinori Tomoyasu**. Zoology Department, Miami University, Oxford, OH.

451A

Modeling allometry using lessons from *Drosophila*. **Austin P. Dreyer, Eli M. Swanson, Alexander W. Shingleton**. Dept Zoology, Michigan State Univ, East Lansing, MI.

452B

Expression and Function of *fushi tarazu* in Diptera. **Amanda Field, Leslie Pick**. University of Maryland, 4112 Plant Sciences Building, College Park, MD.

453C

Genome-wide comparison among *melanogaster* sibling species reveals novel genes involved in myogenesis diversification. **Ryan M. Haskins, Yunyi Yang, Youngmin Chu, Juan S. Chahda, Joseph Schinaman, Mirela Belu, Lyndsie Haefke, Rui Sousa-Neves, Claudia M. Mizutani**. Biology, Case Western Reserve University, Cleveland, OH.

POSTER SESSIONS See page 16 for presentation schedule

Poster board number is in **bold** above title. The first author is the presenter. Full abstracts can be found online at drosophila-conf.org

454A

A Homeodomain-dependent Function in a Rapidly Evolving *Hox* Gene in Insects. **Alison Heffer, Leslie Pick.** Dept Entomology, Univ Maryland, College Park, MD.

455B

How different are mosquitoes and *Drosophila*?—Evolution of mosquito early zygotic genes. **Wanqi Hu, James Biedler, Zhijian Tu.** Biochemistry, Virginia Tech, Blacksburg, VA.

456C

Functional genomic analysis of eye development in the red flour beetle *Tribolium castaneum*. **Zahabiya Husain¹, Anura Shrivastava¹, Arun K. Sasikala -Appukuttan¹, Bryce Daines², Rui Chen², Markus Friedrich¹.** 1) Wayne State University, Detroit, MI; 2) (2) Human Genome Sequencing Center, Department of Molecular and Human Genetics, Baylor College of Medicine, One Baylor Plaza, Houston, TX 77030, USA.

457A

New models to Diptera development: *Clogmia albipunctata* and *Megaselia abdita*. **Eva Jimenez, Karl R. Wotton, Yogi Jaeger.** Systems Biology Unit, Centre de Regulacio Genomica, PRBB, Barcelona, Spain.

458B

Common and distinct roles of juvenile hormone signaling genes in metamorphosis of holometabolous and hemimetabolous insects. **Marek Jindra¹, Barbora Konopova¹, Vlastimil Smykal².** 1) Biology Center ASCR, Ceske Budejovice, Czech Republic; 2) University of South Bohemia, Ceske Budejovice, Czech Republic.

459C

High Hemocyte Load Is Associated With Increased Resistance Against Parasitoids in *Drosophila suzukii*, A Relative of *D. melanogaster*. **Balint Z. Kacsoh, Todd A. Schlenke.** Department of Biology, Emory University, Atlanta, GA.

460A

The effects of temperature on developmental timing in species with different optimal growth temperatures. **Steven G. Kuntz¹, Michael B. Eisen^{1,2}.** 1) Department of Molecular and Cell Biology, University of California, Berkeley, CA; 2) Howard Hughes Medical Institute, University of California, Berkeley, CA.

461B

Evolution of Mesoderm Invagination in the Insect Order Diptera. **Steffen Lemke¹, Silvia Urbansky¹, Thomas Sandmann².** 1) Centre for Organismal Studies (COS), Universität Heidelberg, Heidelberg, Germany; 2) Deutsches Krebsforschungszentrum (DKFZ), Heidelberg, Germany.

462C

Exploring the molecular basis of insect wing evolution: a comparison of beetle and fly wing development. **David M. Linz, Yoshinori Tomoyasu.** Zoology Department, Miami University, Oxford, OH.

463A

Evolution of Shape by Multiple Regulatory Changes to a Growth Gene. **David Loehlin, John Werren.** Biology, University of Rochester, Rochester, NY.

464B

Region specific patterning function of Pax6 in the developing embryonic head of *Tribolium Castaneum*. **Qing Luan¹, Arun Sasikala-Appukuttan¹, Markus Friedrich^{1,2}.** 1) Biological science, Wayne State University, Detroit, MI; 2) Department of Anatomy and Cell Biology, Wayne State University, School of Medicine, Detroit, MI.

465C

X-linkage and the evolution of sex-biased gene expression. **Richard P. Meisel¹, John H. Malone², Andrew G. Clark¹.** 1) Dept Molec Biol & Gen, Cornell Univ, Ithaca, NY; 2) Dept Biol Sci, Florida State Univ, Tallahassee, FL.

466A

Expression pattern evolution of three parent genes and their retrogene copies in *Drosophila* species. **Ryan S. O'Neill, Denise V. Clark.** Biology Dept, University of New Brunswick, Fredericton, NB, Canada.

467B

The molecular basis of speciation in *Drosophila*. **Nitin Phadnis, Harmit Malik.** Division of Basic Science, Fred Hutchinson Cancer Research Center, Seattle, WA.

468C

A possible contribution of *abrupt* in the evolution of beetle elytra. **Padmapriyadarshini Ravisankar, Nagraj Sambrani, Yoshinori Tomoyasu.** Zoology Department, Miami University, Oxford, OH.

469A

Ecdysone Signaling in Starvation Resistant *Drosophila*. **Lauren A. Reynolds, Allen G. Gibbs.** University of Nevada Las Vegas, Las Vegas, NV.

470B

Keeping males and females the right size: A closer look at the mechanisms behind sexual size dimorphism. **Nicholas D. Testa, Shampa Ghosh-Modak, Alexander W. Shingleton.** Zoology, Michigan State University, East Lansing, MI.

471C

Diverged developmental mechanisms underlying the conserved morphological structures in insect wings. **Yoshinori Tomoyasu, Tingjia Lao, Matthew Korth.** Dept Zoology, Miami Univ, Oxford, OH.

472A

Dramatic Expansion and Expression Diversification of the Methuselah Gene Family During Recent *Drosophila* Evolution. **Mark F. VanBerkum, Meghna Patel, Dana Hallal, Jeffery Jones, Denise Bronner, Rami Zein, Jason Caravas, Zahabiya Husain, Markus Friedrich.** Dept Biological Sciences, Wayne State University, Detroit, MI.

473B

Evolution of morphology and behavior in *Drosophila melanogaster* in response to predation. **Michael DeNieu, Ian Dworkin.** Zoology & Ecology, Evolution and Behavior, Michigan State University, East Lansing, MI.

474C

Alcohol consumption as self-medication against parasitic wasps In *Drosophila melanogaster*. **Todd A. Schlenke, Neil F. Milan, Balint Z. Kacsoh.** Biology Dept, Emory Univ, Atlanta, GA.

475A

Transcriptional profile during pachytene in *Drosophila melanogaster* females. **Andrew Adrian, Josep Comeron.** Biology, University of Iowa, Iowa City, IA.

476B

Tracing causative polymorphisms for allele-specific expression in *Drosophila melanogaster*. **Daniel Campo¹, Justin Fear², Lauren McIntyre², Sergey Nuzhdin¹.** 1) University of Southern California, Los Angeles, CA; 2) University of Florida, Gainesville, FL.

POSTER SESSIONS See page 16 for presentation schedule

Poster board number is in **bold** above title. The first author is the presenter. Full abstracts can be found online at drosophila-conf.org

477C

Deficiency of X-linked inverted duplicates with male-biased expression and the underlying evolutionary mechanisms in the *Drosophila* genome. **Zhen-Xia Chen**. Center for Bioinformatics, State Key Laboratory of Protein and Plant Gene Research, College of Life Sciences, Peking University, Beijing, PR China.

478A

Neo-Y chromosome divergence among populations of *Drosophila albomicans*. **Chia-Hao Cheng, Hwei-yu Chang**. Entomology department, NTU, Taipei, Taiwan.

479B

Comparative and functional analysis of CTCF binding site divergence in the *Drosophila* genome. **Eldon Emberly¹, Joyce Stamm², Nickodem Pavoni³, Kyrillos Awad³, Amy Lloyd³, Brittany Pasierb³, Carlos Ortiz³, Sheryl Smith³**. 1) Physics, Simon Fraser University, Burnaby, BC, Canada; 2) Biology, University of Evansville, Evansville, IN; 3) Biology, Arcadia University, Glenside, PA.

480C

Identification of transcriptional regulatory networks using structural equation modeling along with priori biological knowledge. **Justin M. Fear¹, Daniel Campos², Sergey V. Nuzhdin², Lauren McIntyre^{1,3}**. 1) Genetics & Genomics, Univ Florida, Gainesville, FL; 2) Section of Molecular and Computational Biology, Department of Biological Sciences, University of Southern California, Los Angeles, CA 90089; 3) Department of Molecular Genetics and Microbiology, University of Florida, Gainesville, FL 32611.

481A

Genomic evidence that heightened gene duplicate accumulation gave a boost to the energy metabolism of the higher Diptera. **Markus H. Friedrich, Riyue Bao**. Dept Biological Sci, Wayne State Univ, Detroit, MI.

482B

Premature Stop Codon Mutations and Evolution in the *Drosophila pseudoobscura* Complex. **Kenneth B. Hoehn, Mohamed AF Noor**. Biology Dept, Duke University, Durham, NC.

483C

Birth, death, and replacement of importins in *Drosophila*. **Emily Hsieh^{1,2}, Nitin Phadnis², Harmit Malik²**. 1) University of Washington, Seattle, WA; 2) Fred Hutchinson Cancer Research Center, Seattle, WA.

484A

A second generation assembly of the *Drosophila simulans* genome and its implications for genome evolution studies. **Tina Hu¹, Michael Eisen², Kevin Thornton³, Peter Andolfatto¹**. 1) Department of Ecology and Evolutionary Biology and the Lewis-Sigler Institute for Integrative Genomics, Princeton University, Princeton, NJ; 2) Howard Hughes Medical Institute and the Lawrence Berkeley Laboratory, University of California Berkeley, Berkeley, CA; 3) Department of Ecology and Evolutionary Biology, University of California Irvine, Irvine, CA.

485B

Genomic satellite DNA repeats and small RNAs: An evolutionary analysis of the *Responder* satellite in the *Drosophila melanogaster* genome. **Amanda M. Larracuente, Daven C. Presgraves**. Biology Department, University of Rochester, Rochester, NY.

486C

Experimental study of evolutionary conflict between the mitochondrial and nuclear genomes. **Aimee J. Littleton¹, Maulik R. Patel¹, Ganeshkumar Miriyala¹, Ala Soofian¹, Harmit S. Malik^{1,2}**. 1) Basic Sciences Division, Fred Hutchinson Cancer Research Center, Seattle, WA; 2) Howard Hughes Medical Institute, Seattle, WA.

487A

Sex-specific embryonic expression at different stages of sex chromosome evolution. **Susan E. Lott¹, Jacqueline E. Villalta², Doris Bachtrog³, Michael B. Eisen^{1,2,3}**. 1) Molecular and Cell Biology, Univ California, Berkeley, CA; 2) Howard Hughes Medical Institute, Univ California, Berkeley, CA; 3) Department of Integrative Biology, Univ California, Berkeley, CA.

488B

Is the *Drosophila* X chromosome demasculinized? **Colin D. Meiklejohn, Daven C. Presgraves**. Dept Biol, Univ Rochester, Rochester, NY.

489C

Adaptive Evolution and the Birth of CTCF binding events in the *Drosophila* genomes. **Xiaochun Ni^{1,2}, Yong Zhang¹, Nicolas Negre^{2,3}, Sidi Chen¹, Manyuan Long¹, Kevin White^{1,2,3}**. 1) Department of Ecology & Evolution, University of Chicago, Chicago, IL; 2) Institute for Genomics and Systems Biology, University of Chicago, Chicago, IL; 3) Department of Human Genetics, University of Chicago, Chicago, IL.

490A

Strong evidence of biased gene conversion in *Drosophila melanogaster*. **Matthew C. Robinson, Eric A. Stone, Nadia D. Singh**. Genetics Dept, NCSU, Raleigh, NC.

491B

Mutation accumulation reveals a large duplication bias and substantial variation in substitution rates in *Drosophila melanogaster*. **Daniel R. Schrider^{1,2}, Michael Lynch¹, David Houle³, Matthew W. Hahn^{1,2}**. 1) Department of Biology, Indiana University, Bloomington, IN; 2) School of Informatics and Computing, Indiana University, Bloomington, IN; 3) Department of Biological Science, Florida State University, Tallahassee, FL.

492C

Classifying the evolutionary causes of nucleotide fixation. **Alexander Shanku¹, Andrew Kern²**. 1) BioMaPS Institute, Rutgers University, Piscataway, NJ; 2) Department of Genetics, Rutgers University, Piscataway, NJ.

493A

Characterizing the homomorphic sex chromosomes of *Aedes aegypti*. **Melissa A. Toups¹, Matthew W. Hahn^{1,2}**. 1) Biology, Indiana University, Bloomington, IN; 2) School of Informatics and Computing, Indiana University, Bloomington, IN.

494B

Methodological studies on development and duplicate datasets revealed new evidence for Meiotic Sex Chromosomal Inactivation. **Maria Vbranovski¹, Jun Wang¹, Timothy Karr², Manyuan Long¹**. 1) Ecology & Evolution, Univ Chicago, Chicago, IL; 2) Biodesign Institute, Arizona State University, Tempe, AZ.

495C

Conservation and expression pattern of overlapping genes in the *Drosophila* genome. **Luyi Wo^{1,2}, Yihan Li³, Stephen Schaeffer^{1,2}**. 1) Department of Biology, Penn State University, University Park, PA 16802; 2) Intercollege Program of Genetics, Penn State University, University Park, PA 16802; 3) Department of Statistics, Penn State University, University Park, PA 16802.

496A

Insights into the Mechanisms of Intron Gain and Loss Using *Drosophila* Genomes. **Paul Yenerall¹, Leming Zhou^{2,3}**. 1) Department of Biological Sciences; 2) Department of Health Information Management; 3) Department of Bioengineering, University of Pittsburgh, Pittsburgh, PA.

POSTER SESSIONS See page 16 for presentation schedule

Poster board number is in **bold** above title. The first author is the presenter. Full abstracts can be found online at drosophila-conf.org

497B

Statistical models for RNA-seq data. **Rhonda L. Bacher¹, Justin Dalton², Rita M. Graze³, Kurt Jensen⁴, Jonatan Sanchez-Garcia⁴, Pedro Fernandez-Funez⁴, Diego E. Rincon-Limas⁴, Michelle N. Arbeitman², Ann L. Oberg⁵, Sergey V. Nuzhdin⁶, Lauren M. McIntyre³**. 1) Departments of Statistics and Mathematics, University of Florida, Gainesville, Florida, USA; 2) Department of Biomedical Sciences, College of Medicine, Florida State University, Tallahassee, Florida, USA; 3) Department of Molecular Genetics and Microbiology, University of Florida, Gainesville, Florida, USA; 4) Department of Neurology, McKnight Brain Institute, University of Florida, Gainesville, Florida, USA; 5) Department of Health Sciences Research, Division of Biomedical Statistics and Informatics, Mayo Clinic, Rochester, Minnesota, USA; 6) Molecular and Computational Biology, Department of Biological Sciences, University of Southern California, Los Angeles, California, USA.

498C

Laboratory selection on *Drosophila melanogaster* using *Bacillus cereus* spores: direct response to selection and correlated life history trait responses. **Lawrence Harshman, Junjie Ma, Andrew Benson, Stephen Kachman, Zhen Hu**. Univ Nebraska - Lincoln, Lincoln, NE.

499A

Computational modeling of *cis*-regulatory modules from 3D expression data in a *Drosophila* blastoderm atlas. **Soile V. E. Keränen, Oliver Rübél, Mark D. Biggin, David W. Knowles**. Lawrence Berkeley Natl Lab, Berkeley, CA.

500B

RNA-seq: the challenge. **Lauren M. McIntyre¹, Rita Graze¹, Luis Novello², George Casella², Kenny Lopiano², Linda Young², Ann Oberg³, Sergey V. Nuzhdin⁴**. 1) Dept Molec Gen & Micro, Univ Florida, Gainesville, FL; 2) Dept Statistics, Univ Florida, Gainesville, FL; 3) Mayo Clinic Rochester, MN; 4) University of Southern California.

501C

Male-specific effects of mitochondrial-nuclear genetic interactions. **Katelyn Mika, Sonya Joseph, Kristi Montooth**. Biology, Indiana University, Bloomington, IN.

502A

The how of the Y: Direct versus indirect effects of heterospecific Y chromosomes on gene expression in *Drosophila*. **Timothy Sackton, Daniel Hartl**. Organismic & Evol Bio, Harvard Univ, Cambridge, MA.

503B

Mitochondrial-nuclear incompatibilities are worse when temperature accelerates the rate of life. **Mohammad Siddiq, Luke Hoekstra, Kristi Montooth**. Biology, Indiana University, Bloomington, IN.

504C

Zinc finger proteins and the distribution of meiotic recombination events. **Caiti Smukowski, Mohamed Noor**. Duke University, Durham, NC.

505A

Men are messy: *Wolbachia* stem cell niche tropism in *Drosophila* is evolutionary conserved only in females. **Michelle E. Toomey^{1,2}, Eva Fast¹, Horacio M. Frydman^{1,2}**. 1) Dept. of Biology, Boston University, Boston, MA; 2) National Emerging Infectious Diseases Laboratory, Boston University, Boston, MA.

506B

Recessive lethal accumulation increases chromosomal inversion polymorphisms in *Drosophila melanogaster*. **Shir-Fan Tung¹, Takahiro Miyo², Hsin-Yi Chi³, Chau-Ti Ting^{1,2,4,5}, Shu Fang³**. 1) Institute of Ecology and Evolutionary Biology, National Taiwan University, Taiwan, ROC; 2) Department of Life Science, National Taiwan University, Taiwan, ROC; 3) Biodiversity Research Center, Academia Sinica, Taiwan, ROC; 4) Institute of Zoology, National Taiwan University, Taiwan, ROC; 5) Research Center for Developmental Biology and Regenerative Medicine, National Taiwan University, Taiwan, ROC.

507C

Evolution of the Hippo signaling pathway. **Stuart J. Newfeld¹, Charlotte E. Konikoff², Billie J. Swalla²**. 1) Sch Life Sci, Arizona State Univ, Tempe, AZ; 2) Biology Dept, Univ Washington, Seattle, WA.

508A

Genetic Population Structure of the Emergent Invasive Fruit Pest *Drosophila suzukii*. **Jeffrey Adrion, Nick Haddad, Hannah Burrack, Nadia Singh**. North Carolina State University, Raleigh, NC.

509B

Temporal and spatial dynamics of adaptive evolution in temperate *Drosophila*. **Alan O. Bergland¹, Katherine O'Brien², Emily Behrman², Paul Schmidt², Dmitri Petrov¹**. 1) Dept. of Biology, Stanford University, Stanford, CA; 2) Dept. of Biology, University of Pennsylvania, Philadelphia, PA.

510C

Genotype Evolution In Mimetic Ex Situ Conditions. **Gallia A. Butnaru¹, Cristina Chelu, Hildegard Herman**. Dept Genetics, Box 136, PO 1, Banat Univ Agricultural Sci, Timisoara, Banat.

511A

Geographic subdivision among *Drosophila melanogaster* populations revealed by whole genome sequencing. **Daniel Campo, Courtney Fjeldsted, Tade Souaiaia, Joyce Kao, Kjong Lehmann, Sergey Nuzhdin**. University of Southern California, Los Angeles, CA.

512B

The role of chromosome in the evolution of gene regulation, regulatory variation on the X. **Rita M. Graze¹, Lauren M. McIntyre^{1,2}, Alison M. Morse¹, Sergey V. Nuzhdin³, Marta L. Wayne⁴**. 1) MGM, University of Florida, Gainesville, FL; 2) Department of Statistics, University of Florida, Gainesville, FL; 3) MCB, University of Southern California, Los Angeles, CA; 4) Biology, University of Florida, Gainesville, FL.

513C

Polymorphisms in chromatin accessibility state within *D.melanogaster*. **Aaron Hardin¹, Xiao-Yong Li², Michael Eisen^{1,2,3}**. 1) Molecular and Cell Biology, University of California, Berkeley, Berkeley, CA; 2) California Institute of Quantitative Biology, University of California, Berkeley, Berkeley, CA; 3) Howard Hughes Medical Institute, University of California, Berkeley, Berkeley, CA.

514A

Unpacking Estimates of Cis-regulatory Variation. **Bradley J. Main¹, Andrew Smith¹, Rita Graze², Marta Wayne², Lauren McIntyre², Sergey Nuzhdin¹**. 1) MCB, Univ Southern California, Los Angeles, CA; 2) Department of Molecular Genetics and Microbiology, University of Florida, Gainesville, FL 32611.

POSTER SESSIONS See page 16 for presentation schedule

Poster board number is in **bold** above title. The first author is the presenter. Full abstracts can be found online at drosophila-conf.org

515B

Population genomics of sub-Saharan *Drosophila melanogaster*: African diversity and non-African admixture. **John E. Pool¹, Kristian A. Stevens², Marc Crepeau², Charis M. Cardeno², James J. Emerson³, Russell Corbett-Detig⁴, Pablo Duchén⁵, David J. Begun², Charles H. Langley²**. 1) Laboratory of Genetics, University of Wisconsin - Madison, Madison, WI; 2) Department of Evolution and Ecology, University of California - Davis, Davis, CA; 3) Department of Integrative Biology, University of California - Berkeley, Berkeley, CA; 4) Department of Organismal and Evolutionary Biology, Harvard University, Cambridge, MA; 5) Section of Evolutionary Biology, Ludwig Maximilians Universität München, Munich, Germany.

516C

Patterns of natural variation unravel strong ongoing genomic conflict in *Drosophila mauritiana*. **Christian W. Schloetterer, Viola Nolte, Ram Vinay Pandey, Robert Kofler**. Inst f Populationsgenetik, Vetmeduni Vienna, Wien.

517A

Parallel Latitudinal Differentiation in *Drosophila simulans*. **Alisa Sedghifar, David Begun**. Evolution and Ecology, University of California, Davis, Davis, CA.

518B

Intraspecific structure of *D. littoralis* Meigen (Diptera: Drosophilidae). **Svetlana Y. Sorokina¹, Boris V. Andrianov², Denis A. Romanov², Prohor A. Proshakov¹, Vladimir G. Mitrofanov¹**. 1) Dept Genetics, Koltsov Inst Dev Biology, Moscow, Russian Federation; 2) Dept Animal Genetics, Vavilov Inst Gen Genetics, Moscow, Russian Federation.

519C

Two types of *cis-trans* compensation in the evolution of transcriptional regulation. **Toshiyuki Takano-Shimizu^{1,2,3}, K. Ryo Takahashi^{1,4}, Takashi Matsuo^{5,6}**. 1) Population Genetics, National Institute of Genetics, Mishima, Japan; 2) Department of Genetics, Graduate University for Advanced Studies (SOKENDAI), Mishima, Japan; 3) Department of Biological Sciences, Graduate School of Science, University of Tokyo, Tokyo, Japan; 4) Faculty of Life Sciences, Kyoto Sangyo University, Kyoto, Japan; 5) Department of Biological Sciences, Tokyo Metropolitan University, Tokyo, Japan; 6) Department of Agricultural and Environmental Biology, University of Tokyo, Tokyo, Japan.

520A

Resequencing artificially selected populations to determine the genetic basis of quantitative traits. **Thomas L. Turner, Andrew D. Stewart, Paige Miller**. Ecology, Evolution, and Marine Biology Department, University of California Santa Barbara.

521B

Adaptation to mustard oils in the *Drosophila* radiation: ecological, genetic, biochemical, and metabolomics evidence across a specialization gradient. **Andrew Gloss¹, Timothy Rast¹, Rick Lapoint¹, Michael Reichelt², Katharina Schramm³, Daniel Vassao³, Jonathan Gershenson³, Bill Montfort², Noah Whiteman¹**. 1) Dept of Ecology and Evolutionary Biology, Univ of Arizona, Tucson, AZ; 2) Dept of Chemistry and Biochemistry, Univ of Arizona, Tucson, AZ; 3) Dept of Biochemistry, Max Planck Institute for Chemical Ecology, Jena, Germany.

522C

Identifying 'soft sweeps' in egg size variation by re-sequencing experimentally evolved populations of *Drosophila melanogaster*. **Aashish R. Jha^{1,3}, Cecelia Miles², Cristopher D. Brown^{1,3}, Kevin P. White^{1,2,3}, Martin Kreitman^{2,3}**. 1) Department of Human Genetics, The University of Chicago, Chicago, IL; 2) Department of Ecology and Evolution, The University of Chicago, Chicago, IL; 3) Institute of Genomics and Systems Biology, The University of Chicago, Chicago, IL.

523A

Emergence of essential mitotic function in the young gene Umbrea. **Benjamin Ross¹, Leah Rosin², Danielle Vermaak¹, Mary Alice Hiatt¹, Barbara Mellone², Harmit Malik^{1,3}**. 1) MCB/Basic Sciences Dept, University of Washington/FHCRC, Seattle, WA; 2) MCB Dept, University of Connecticut, Storrs, CT; 3) Howard Hughes Medical Institute.

524B

Genetic basis for DDT resistance associated with CYP6g1 in *Drosophila simulans*. **Julianna Bozler, Todd Schlenke**. Emory University, Atlanta, GA.

525C

The Influence of Feeding Rate on Dietary Restriction Treatments in *Drosophila*. **Payal Daya, Mary Durham, Jeff Leips**. Biological Sciences, University of Maryland, Baltimore County, Baltimore, MD.

526A

Genome-wide association analysis of natural variation in tergite melanization in *Drosophila melanogaster*. **Lauren Dembeck^{1,2}, Michael Magwire^{1,2}, Faye Lawrence¹, Richard Lyman¹, Trudy Mackay^{1,2}**. 1) Department of Genetics, North Carolina State University, Raleigh, NC; 2) W M Keck Center for Behavioral Biology, North Carolina State University, Raleigh, NC.

527B

High levels of sex-specific additive genetic variation has strong implications for the heritability of lifespan in *Drosophila melanogaster*. **Urban Friberg¹, Anne Lehtovaara², Holger Schielzeth³, Ilona Flis⁴**. 1) Ageing Research Group, Evolutionary Biology, Uppsala university, Uppsala, Sweden; 2) Anne.Lehtovaara@gmail.com; 3) Evolutionary Biology, Uppsala university, Uppsala, Sweden; 4) anolis.silf@gmail.com.

528C

Correlated changes in body melanization and mating success in *Drosophila melanogaster*. **Babita Kajla, Ravi Parkash, Vineeta Sharma, Jyoti Chahal, Chanderkala Lambhod**. Lab no 19 Department of Genetics, M. D.UNIVERSITY, ROHTAK, Haryana, India.

529A

Pleiotropy effects of *Syndecan* on innate immune responses and life span of *Drosophila melanogaster*. **Chia-Hua Lue¹, Maria De Luca², Jeff Leips¹**. 1) Biological Sciences, University of Maryland Baltimore County, Baltimore, MD; 2) Department of Nutrition Sciences, University of Alabama at Birmingham.

530B

Naturally Occurring Mutational Variation in Sleep Traits in *Drosophila melanogaster*. **Rachel A. Lyman¹, Trudy F. C. Mackay^{2,3}, Mary Anna Carbone^{2,3}, Susan T. Harbison^{2,3}, Matthew Jones-Rhoades¹, Richard F. Lyman^{2,3}**. 1) Dept of Biology, Knox College, Galesburg, IL; 2) Dept of Genetics, NCSU, Raleigh, NC; 3) W M Keck Center for Behavioral Biology, NCSU, Raleigh, NC.

531C

A Surprisingly Complex Genetic Architecture for Starvation Resistance Revealed by Multiple QTL Mapping Designs. **Casey McNeil, Clint Bain, Stuart Macdonald**. Molecular Biosciences, University of Kansas, Lawrence, KS.

532A

The impact of artificial selection for the wing shape on fluctuating asymmetry in four *Drosophila* species. **Bianca F. Menezes, Blanche Bitner-Mathé**. UFRJ, Rio de Janeiro, Brazil.

POSTER SESSIONS See page 16 for presentation schedule

Poster board number is in **bold** above title. The first author is the presenter. Full abstracts can be found online at drosophila-conf.org

533B

Extending Association-Mapping: Genomics meets Phenomics. **William R. Pitchers¹, Eladio Marquez², Jessica Nye², David Houle², Ian Dworkin¹**. 1) Zoology, Michigan State University, East Lansing, MI; 2) Department of Biological Science Florida State University Tallahassee, FL 32306.

534C

Body melanisation plasticity in generalist, cold and warm adapted *Drosophila* species. **Seema Ramniwas, Ravi Parkash, Chanderkala Lambhod, Babita Kajla**. Lab No 19, Dept of GENETICS, M. D.UNIVERSITY, ROHTAK, Rohtak, HARYANA, India.

535A

Phenotypic McDonald-Kreitman tests of mitochondrial genotype effects on nuclear gene expression. **David M. Rand, Patrick A. Flight, Nicholas Jourjine, Lei Zhu**. Ecology & Evolutionary Biol, Brown Univ, Providence, RI.

536B

Comparative analysis of sex-specific pigmentation identifies novel genes involved in phenotypic evolution. **Sarah A. Signor, Arytom Kopp**. University of California, Davis, Davis, CA.

537C

Tipping the Scales: Artificial Selection on the Slope of a Wing Size-Body Size Scaling Relationship in *Drosophila*. **R. Craig Stillwell¹, Alexander W. Shingleton¹, Ian Dworkin¹, W. Anthony Frankino²**. 1) Department of Zoology, Michigan State University, East Lansing, MI; 2) Department of Biology and Biochemistry, University of Houston, Houston, TX.

538A

Polymorphisms Associated with Natural Variation in Olfactory Behavior in *Drosophila melanogaster*. **Shilpa Swarup^{1,3}, Trudy F. C. Mackay^{1,3}, Robert R. H. Anholt^{1,2,3}**. 1) Department of Genetics,; 2) Department of Biology,; 3) W. M. Keck Center for Behavioral Biology, North Carolina State University, Raleigh, NC.

539B

The genetic architecture of diet-dependent immune defense in *Drosophila*. **Robert L. Unckless¹, Susan M. Rottschaefer¹, Pavel Korniliev², Chloe Ota¹, Illana Porges³, Jason G. Mezey², Brian P. Lazzaro¹**. 1) Department of Entomology, Cornell University, Ithaca, NY; 2) Department of Biological Statistics and Computational Biology, Cornell University, Ithaca, NY; 3) Jericho High School, Jericho, NY.

540C

Introgression of Nuclear-Encoded Mitochondrial Proteins in *Drosophila yakuba* and *D. santomea*. **Emily Beck¹, Aaron C. Thompson², Joel Sharbrough^{2,3}, Ana Llopart^{1,2,3}**. 1) Interdisciplinary Graduate Program in Genetics, University of Iowa, Iowa City, IA; 2) Department of Biology, University of Iowa, Iowa City, IA; 3) The Biosciences Graduate Program, University of Iowa, Iowa City, IA.

541A

Screens to identify novel hybrid incompatibility genes in *D. melanogaster/D. simulans* interspecific hybrids. **Tawny Cuykendall, Daniel Barbash**. Molecular Biology & Genetics, Cornell University, Ithaca, NY.

542B

Dissecting behavioral isolation in nature: Evolution of mate choice in the closely related species *Drosophila subquinaria* and *D. recens*. **Kelly A. Dyer¹, Erin Giglio¹, Jacqueline Szepeanacz², Brooke E. White¹, Emily R. Peeden¹, Howard D. Rundle²**. 1) Dept Genetics, Univ Georgia, Athens, GA; 2) Dept Biology, Univ Ottawa, Ottawa, Canada.

543C

Testing the potential role of small RNAs in satellite DNA-based hybrid incompatibility between *Drosophila melanogaster* and *D. simulans*. **Karina E. Gomez, Patrick M. Ferree**. W M Keck Science Department, Claremont McKenna College, 925 N. Mills Ave, Claremont, CA 91711.

544A

The effect of the X chromosome on regulation of gene expression in hybrids between *Drosophila yakuba* and *D. santomea*. **Ana Llopart, Evgeny Brud, Emily Beck**. Dept Biol, Univ Iowa, Iowa City, IA.

545B

Design and construction of a new *Drosophila* species, *D. synthetica*, by synthetic regulatory evolution. **Eduardo Moreno**. Cell Biology, University of Bern, Bern.

Gametogenesis and organogenesis

546C

The Misshapen kinase negatively regulates integrins to promote follicle cell migration during egg chamber development. **Lindsay K. Lewellyn, Sally Horne-Badovinac**. Molecular Genetics and Cell Biology, University of Chicago, Chicago, IL.

547A

MIPP regulates tracheal morphogenesis through cell intercalation. **Yim Ling Cheng, Deborah Andrew**. Cell Biology, Johns Hopkins School of Medicine, Baltimore, MD.

548B

Tracheal Development in *Drosophila* Visual System. **Wei-Chen Chu^{1,2}, Yuan-Ming Lee^{1,3}, Yi Henry Sun^{1,2,3}**. 1) Institute of Molecular Biology, Academia Sinica, Taipei, Taiwan; 2) Graduate Institute of Life Sciences, National Defense Medical Center, Taipei, Taiwan; 3) Department of Life Sciences and Institute of Genome Sciences, National Yang Ming University, Taipei, Taiwan.

549C

The role of Cad99C in apical membrane dynamics. **Se-Yeon Chung, Deborah Andrew**. Dept Cell Biol, Johns Hopkins Univ, Baltimore, MD.

550A

A gradient of the transcription factor Cut programs patterning and growth of *Drosophila* airways. **Chrysoula Pitsouli¹, Norbert Perrimon^{1,2}**. 1) Dept Gen, Harvard Med Sch, Boston, MA; 2) HHMI.

551B

The dynein motor complex and Whacked RabGAP/Rab35 regulate seamless tube morphogenesis in *Drosophila* terminal cells. **Jodi Schottenfeld, Amin Ghabrial**. Cell & Dev Biol, Univ Pennsylvania, Philadelphia, PA.

552C

Src42A-dependent polarized cell shape changes mediate epithelial tube elongation. **Dominique Foerster, Stefan Luschnig**. Institute of Molecular Life Sciences and PhD Program in Molecular Life Sciences, University of Zurich, 8057 Zurich, Switzerland.

553A

Orthogonal illumination microscopy live imaging of *Drosophila* embryo. **Dmitri V. Novikov¹, Gordon L. Kindlmann², Kevin P. White¹**. 1) Institute for Genomics and Systems Biology, University of Chicago, Chicago, IL; 2) Department of Computer Science, University of Chicago, Chicago, IL.

POSTER SESSIONS See page 16 for presentation schedule

Poster board number is in **bold** above title. The first author is the presenter. Full abstracts can be found online at drosophila-conf.org

554B

Investigating a mesenchymal to epithelial transition during development of the testis niche. **Lindsey Wingert**^{1,2}, **Stephen DiNardo**². 1) Cell and Molecular Biology, University of Pennsylvania, Philadelphia, PA; 2) Cell and Developmental Biology, University of Pennsylvania, School of Medicine, Philadelphia, PA.

555C

Hoi polloi is a specific regulator of somatic muscle differentiation. **Aaron N. Johnson, Eric N. Olson**. Department of Molecular Biology, University of Texas Southwestern Medical Center at Dallas, Dallas, TX.

556A

JAK/Stat signaling regulates heart precursor diversification in *Drosophila*. **Aaron N. Johnson, Mayssa H. Mokalled, Thomas N. Haden, Eric N. Olson**. Department of Molecular Biology, University of Texas Southwestern Medical Center at Dallas, Dallas, TX.

557B

A role for *Drosophila* Cyclin J in oogenesis is uncovered in piRNA pathway mutants. **Paul Michael Albosta, Govindaraja Atikukke, Huamei Zhang, Russell Finley**. Ctr Molecular Medicine & Genetics, Wayne State Univ Sch Medicine, Detroit, MI.

558C

Reorganization of germline P bodies and microtubules in response to nutrient stress. **Katherine M. Burn, Lynn Cooley**. Gen. Cooley Lab, Yale Sch Med I-359, New Haven, CT.

559A

Within the female germline, *ovo* promotes the expression of oogenesis genes while *otu* inhibits the expression of male-biased genes. **Amy C. Cash, Justen Andrews**. Department of Biology, Indiana University, Bloomington, IN.

560B

Female-sterile mutants in purity of essence. **Paromita Gupta**¹, **Janet Rollins**², **Christopher Bazinet**¹. 1) Biological Sciences, St John's University, New York, NY; 2) College of Mount Saint Vincent, New York, NY.

561C

Zfp8, a conserved stem cell factor, interacts with the MAGUK family protein Dlg5. **Eve Hardy, William Tan, Svetlana Minakhina, Ruth Steward**. Waksman Institute of Microbiology, Rutgers University, Piscataway, NJ.

562A

Investigation of Snail family proteins in cell death during *Drosophila* oogenesis. **Victoria Kathryn Jenkins, Kim McCall**. Department of Biology, Boston University, Boston, MA.

563B

The Diverse Function of PAPI, a Tudor-Domain-Containing Interactor of PIWI Proteins, in Oogenesis and Embryogenesis. **Li Liu, Na Liu, Sneha Mani, Haifan Lin**. Yale University, New Haven, CT.

564C

Wnt4 regulates germline follicle formation. **Lucy Morris, Joan Pulupa, Allan Spradling**. Carnegie Institution, Baltimore, MD.

565A

The Role of Translational Regulation in Meiotic Chromosome Segregation in Oocytes. **James G. Ruggiero, Sarah J. Radford, Kim S. McKim**. Genetics, Waksman Institute of Microbiology, Rutgers, Piscataway, NJ.

566B

PI4KIIIa is required for cortical integrity and cell polarity during *Drosophila* oogenesis. **Julie Tan**^{1,2}, **Jason Burgess**^{1,2}, **Karen Oh**^{3,4}, **David Hipfner**^{3,4}, **Julie Brill**^{1,2}. 1) Program in Cell Biology, Hosp Sick Children, Toronto, ON, Canada; 2) Dept of Molecular Genetics, University of Toronto, Toronto, ON, Canada; 3) Epithelial Cell Biology, Institut de Recherches Cliniques de Montreal, Montreal, QC, Canada; 4) Department of Medicine, University of Montreal, Montreal, QC, Canada.

567C

The role of follicle cells in developmental nurse cell death and clearance in late oogenesis. **Allison Timmons, Jon Iker Etchegaray, Claire Schenkel, Kim McCall**. Biology, Boston University, Boston, MA.

568A

The bHLH protein, Sage, provides tissue specificity to FoxA/Fork head. **Rebecca M. Fox, Aria Vaishnavi, Rika Maruyama, Deborah J. Andrew**. Dept Cell Biol, Johns Hopkins Univ, Baltimore, MD.

569B

oak gall and conjoined alter Branching Morphogenesis and Tube Formation in the *Drosophila* Tracheal System. **Deanne M. Francis, Amin Ghabrial**. Cell and Developmental Biology, University of Pennsylvania School of Medicine, Philadelphia, PA.

570C

The role of the exocyst in subcellular morphogenesis. **Tiffani A. Jones, Mark M. Metzstein**. Human Gen, Univ Utah, Salt Lake City, UT.

571A

Tramtrack69 Regulates Gene Expression During Tube Morphogenesis in the *Drosophila* Ovary. **Nathaniel C. Peters, Celeste A. Berg**. Department of Genome Sciences and the Molecular and Cellular Biology Program, University of Washington, Seattle, WA.

572B

Characterization of *Pkn^{dln45}*, a derivative allele of the *delorean* mutation associated with the *Protein kinase N* gene in *Drosophila melanogaster*. **Georgette Sass, Allison Burke, Sarah VanOeveren, Bruce Ostrow**. Grand Valley State University, Allendale, MI.

573C

larval translucida regulates growth and morphogenesis of the Malpighian tubules. **Milan Szuperak**¹, **Matthew Gibson**^{1,2}. 1) Stowers Institute for Medical Research, Kansas City, MO; 2) Department of Anatomy and Cell biology, KUMC, Kansas City, KS.

574A

Investigating mechanisms of tubulogenesis using tandem mass spectrometry and FISH. **Sandra G. Zimmerman, Celeste A. Berg**. Department of Genome Sciences, University of Washington, Seattle, WA.

575B

Patterns of molecular evolution of germ line specification genes in *Drosophila*. **Abha Ahuja, Victor Zeng, Cassandra Extavour**. Department of Organismic and Evolutionary Biology, Harvard University, Cambridge, MA.

576C

A surprising role for the Anaphase Promoting Complex in sex determination. **Osamah Batiha, Varsha Padmanaban, Eric Fifield, Rami Mechael, Alison Petrie, Andrew Swan**. Biological sciences, University of Windsor, Windsor.

POSTER SESSIONS See page 16 for presentation schedule

Poster board number is in **bold** above title. The first author is the presenter. Full abstracts can be found online at drosophila-conf.org

577A

Hrp48 functions as a moderator of Sxl expression to allow for proper Notch expression and signaling in monomorphic organ development.

Dvora Burshtein¹, Yaron Suissa¹, Yossi Kalifa², Tama Dinur¹, Patricia Graham³, Girish Deshpande³, Paul Schedl³, Offer Gerlitz¹.

1) Developmental Biology and Cancer Research, IMRIC, The Hebrew University-Hadassah Medical School, Jerusalem; 2) Department of Molecular Genetics, Weizmann Institute of Science, Rehovot Israel; 3) Department of Molecular Biology, Princeton University, Princeton, NJ 08540, USA.

578B

Jak-STAT regulation of *Drosophila* germ cell sex determination.

Matthew J. Wawersik, Andrea Lin, Tigist Tamir, Rebecca Obniski. Biology Dept, Col William & Mary, Williamsburg, VA.

579C

microRNA miR-7 targets Tramtrack69 to regulate a developmental switch in *Drosophila* follicle cells. **Yi-Chun Huang, Laila Smith, John Poulton, Wu-Min Deng.** Dept Biological Sci, Florida State Univ, Tallahassee, FL.

580A

Genetic Probing of *Drosophila* glycine requirements. **Christopher W. Bazinet, Ujwala Gosavi, Debaki Sarkar.** Dept Biological Sci, Saint John's Univ, Queens, NY.

581B

tut coordinates proliferation and differentiation of spermatogonia in *Drosophila*. **Di Chen^{1,2}, Bangxia Suo¹, Shaowei Zhao^{1,2}, Qing Geng^{1,2}, Yu Gao^{1,2}, Zhaohui Wang¹.** 1) Institute of Genetics and Developmental Biology, Beijing; 2) Graduate University of Chinese Academy of Sciences.

582C

Screening for dominant enhancers of Segregation distortion. **Kaylie Church, Janna McLean.** Olivet Nazarene University, Bourbonnais, IL.

583A

Phosphoinositides regulate nuclear morphogenesis in *Drosophila*. **Lacramioara Fabian¹, Julie Brill^{1,2}.** 1) Cell Biology, The Hospital for Sick Children, Toronto, Ontario, Canada; 2) Molecular Genetics, University of Toronto, Ontario, Canada.

584B

A testis-enriched predicted ATP synthase subunit required for mitochondrial shaping during spermatogenesis. **Yiharn Hwang, Lauren Ivey, Karen G. Hales.** Department of Biology, Davidson College, Davidson, NC.

585C

Loss of *Odysseus* function affects male fertility by decreasing germ cell numbers in *Drosophila melanogaster*. **Chau-Ti Ting¹, Ya-Jen Cheng², Shun-Chern Tsaur³, Shu Fang⁴.** 1) Department of Life Science; Institute of Ecology and Evolutionary Biology; Institute of Zoology; Research Center for Developmental Biology and Regenerative Medicine, National Taiwan University, Taiwan, ROC; 2) Institute of Molecular and Cellular Biology, National Tsing Hua University, Taiwan, ROC; 3) Department of Life Sciences & Institute of Genome Sciences, National Yang-Ming University, Taiwan, ROC; 4) Biodiversity Research Center, Academia Sinica, Taiwan, ROC.

586A

Determining the molecular roles of *CG4701* and *nmd* in *Drosophila melanogaster* spermatogenesis through analysis of β -tubulin and anillin localization. **Bethany L. Wagner, Sarah C. Pyfrom, Karen G. Hales.** Department of Biology, Davidson College, Davidson, NC.

Immunity and pathogenesis

587B

Transcriptional Pausing Orchestrates A Rapid Antiviral Immune Response in *Drosophila*. **Jie Xu¹, Gregory Grant¹, Leah Sabin³, Beth Gold¹, Rui Zhou², Gregory Hannon³, Sara Cherry¹.** 1) School of Medicine, University of Pennsylvania, Philadelphia, PA; 2) Dept. of Genetics, Harvard Medical School, Howard Hughes Medical Institute, Boston, MA; 3) Watson School of Biological Sciences, Howard Hughes Medical Institute, Cold Spring Harbor Laboratory, Cold Spring Harbor, NY.

588C

Food poisoning: *lam* larvae with melanotic masses are sensitive to frassfood. **Mitchell S. Dushay, Yi Cui, Samiat Jinadu, Harshit Khasa, Neena Majumdar, Thomas Matthews, Monica Samelson.** BCHS, Illinois Institute of Technology, Chicago, IL.

589A

Streptococcus gordonii is virulent and enhances the virulence of *Porphyromonas gingivalis* in *Drosophila melanogaster*. **Christina Igboin¹, Ann Griffen², Eugene Leys¹.** 1) Division of Oral Biology; 2) Division of Pediatric Dentistry, Ohio State University College of Dentistry, Columbus, OH.

590B

The anti-wasp immune response across the genus *Drosophila*. **Balint Z. Kacsoh, Todd A. Schlenke.** Department of Biology, Emory University, Atlanta, GA.

591C

S-Nitrosylation in Immunity and Fertility: A Mechanism Conserved in Plants and Animals. **Krieng Kanchanawatee¹, Gary Loake¹, David Finnegan².** 1) Institute of Molecular Plant Sciences, University of Edinburgh, Edinburgh, United Kingdom; 2) Institute of Cell Biology, University of Edinburgh, Edinburgh, United Kingdom.

592A

Characterization of a candidate immune receptor in *Drosophila*. **Erin S. Keebaugh, Todd A. Schlenke.** Dept Biol, Emory Univ, Atlanta, GA.

593B

Altered metabolism influences survival from infection. **Karla L. Lightfield, David Schneider.** Microbiology and Immunology, Stanford University, Stanford, CA.

594C

Recovery from Infection. **Alexander Louie, David Schneider.** Microbiology and Immunology, Stanford University, Stanford, CA.

595A

Fat metabolic effects to immune responses in *Drosophila melanogaster*. **Kyung Han Song, David Schneider.** Microbiology and Immunology, Stanford University, Stanford, CA.

596B

Spiroplasma in *Drosophila melanogaster* populations: prevalence, male-killing, molecular identification and no association with *Wolbachia*. **Iuri M. Ventura¹, Ayana B. Martins^{1,2}, Mariana L. Lyra^{1,3}, Carlos C. A. Andrade⁴, Klélia A. Carvalho¹, Louis B. Klaczko¹.** 1) Dept. Genética e Evolução, Universidade Estadual de Campinas, SP, Brazil; 2) Dept. de Ecologia, USP, SP; 3) Dept. de Zoologia, UNESP, SP; 4) Dept. de Biologia Marinha, UFF, RJ.

597C

The *Drosophila* protein Mustard regulates targets of Relish. **Paula Ivonne Watnick, Zhipeng Wang, Cristin Berkey.** Division of Infectious Diseases, Children's Hospital Boston, Boston, MA. 02115.

POSTER SESSIONS See page 16 for presentation schedule

Poster board number is in **bold** above title. The first author is the presenter. Full abstracts can be found online at drosophila-conf.org

598A

Priming with *S. pneumoniae* infection causes changes in gene expression in *Drosophila melanogaster*. **Junaid Ziauddin, David Schneider**. Microbiology & Immunology, Stanford Univ SOM, Stanford, CA.

599B

Modeling the effects of altered gravity on the immune response using *Drosophila*. **D. Kimbrell¹, C. Fuller¹, L. von Kalm², K. Beckingham³, M. George¹, J. Parker⁴, M. Thomson⁵, D. Hoshizaki⁶, A. Gibbs⁶, J. Alley⁷, K. Taylor¹, P. Fuller¹, K. Kleinhesselink¹, A. Hammonds⁸, R. Morgan², T. Smallwood², A. Kloehn¹**. 1) Univ California, Davis; 2) Univ Central Florida, Orlando; 3) Rice Univ, Houston, TX; 4) Expression Analysis, Inc; 5) Vanderbilt Univ, TN; 6) Univ Nevada, Las Vegas; 7) Laverlam Inter Corp, MT; 8) Lawrence Berkeley Nat Lab, CA.

600C

Trade-offs and immune defense: the effect of mating and reproduction on immunity in female *D. melanogaster*. **Sarah M. Short, Mariana F. Wolfner, Brian P. Lazzaro**. Field of Genetics & Development, Cornell University, Ithaca, NY.

601A

Investigating the alleles responsible for immune natural variation of *Drosophila melanogaster*. **Alejandra Guzman, David Schneider**. Microbiology and Immunology, Stanford University, Stanford, CA.

602B

Regulation of Hematopoietic Stem-Like Cell Multipotency in *Drosophila*. **Hongjuan Gao, Xiaorong Wu, Nancy Fossett**. Center for Vascular and Inflammatory Diseases, University of Maryland School of Medicine, Baltimore, MD.

603C

Steroid modulation of immune function in *Drosophila*. **Jeanette E. Natzle, Patrick Finnegan, Damian Kuo, Phi Nguyen, Deborah Kimbrell**. Dept Molec & Cellular Biol, Univ California, Davis, Davis, CA.

604A

Wolbachia show asymmetric localization to embryonic and larval neuroblasts and target specific neuronal cell bodies in the *D. melanogaster* adult brain. **Roger Albertson¹, Rachel Leads¹, William Sullivan²**. 1) Albion College, Albion, MI; 2) University of California at Santa Cruz, Santa Cruz, CA.

605B

Evolutionary analysis of the *bag of marbles* gene reveals an interaction with *Wolbachia*. **Heather A. Flores, Daniel A. Barbash, Charles F. Aquadro**. Dept Molec Biol & Gen, Cornell Univ, Ithaca, NY.

606C

Density of *Wolbachia* in the host insect impacts antiviral protection. **Karyn N. Johnson¹, Sheree E. Osborne¹, Jeremy C. Brownlie²**. 1) School of Biological Sciences, The University of Queensland, Brisbane, Queensland, Australia; 2) School of Biomolecular and Physical Sciences, Griffith University, Brisbane, Australia.

Neurophysiology and behavior

607A

A new model of chronic social defeat in *Drosophila melanogaster*. **David Popovic¹, Jill Penn¹, Justin Dalton², Michelle Arbeitman², Edward Kravitz¹**. 1) Neurobiology, Harvard Medical School, Boston, MA; 2) College of Medicine, Florida State University, Tallahassee, FL.

608B

Effects of RNAi-Mediated Suppression of Odorant binding protein 56h on Aggression and Mating Behaviors. **John R. Shorter¹, Kavita Sharma², Anandasankar Ray², Robert R. Anholt², Trudy F. Mackay¹**. 1) Genetics, North Carolina State, Raleigh, NC; 2) Entomology, University of California, Riverside, CA; 3) Biology, North Carolina State, Raleigh, NC.

609C

Drosophila olfactory-related preferences to diverse yeast volatiles profiles. **J. R. Arguello¹, Carolina Sellanes Parodi², Yann-Ru Lou³, Andrew Clark¹, Robert Raguso⁴**. 1) Mol Bio & Genetics, Cornell, Ithaca, NY; 2) Laboratorio de Ecología Química, Universidad de la República, Uruguay; 3) Dept. Of Plant Biology, Cornell, Ithaca, NY; 4) Dept. of Neurobio and Behavior, Cornell, Ithaca, NY.

610A

The circadian neuropeptide PDF couples preferentially to a specific adenylate cyclase isoform. **Laura B. Duvall, Paul H. Taghert**. Department of Anatomy & Neurobiology, Washington University in St Louis, St Louis, MO.

611B

Extreme Light Sensitivity in *Drosophila*. **P. Fozdar, J. Coupar, S. Hughes, P. Vinayak, W. Brasher, J. Kilby, J. Hirsh**. Dept. of Biology, University of Virginia, Charlottesville, VA 22904.

612C

Calcium and cAMP signaling in the prothoracic gland and its role in the circadian timing of *Drosophila* emergence. **Angelina Palacios-Muñoz, John Ewer**. Laboratory of Neurogenetics and Development, Interdisciplinary Center of Neuroscience of Valparaíso, University of Valparaíso, Chile.

613A

The transcription factor Mef2 is a key link between central clock, neuronal firing and the circadian regulation of axonal remodeling in *Drosophila*. **Anna Sivachenko, Yue Li, Katherine Abruzzi, Michael Rosbash**. Dept Biol, Brandeis Univ, Waltham, MA.

614B

Identification of sex-specific transcriptome differences by RNA-sequencing. **Michelle N. Arbeitman¹, Simon Knott³, Justin Fear², Lauren McIntyre², Justin Dalton¹**. 1) College of Medicine, Florida State Univ, Tallahassee, FL; 2) Molecular Genetics and Microbiology, Genetics Institute, University of Florida, Gainesville, FL; 3) Cold Spring Harbor Laboratory, Cold Spring Harbor, NY.

615C

Requirement of the Flightin Amino Terminal Sequence for Flight and Species-Specific Courtship Song in *Drosophila melanogaster*. **Samya Chakravorty, Veronica Foelber, Bertrand Tanner, Jim Vigoreaux**. Department of Biology, University of Vermont.

POSTER SESSIONS See page 16 for presentation schedule

Poster board number is in **bold** above title. The first author is the presenter. Full abstracts can be found online at drosophila-conf.org

616A

Drosophila female precopulatory behavior is modulated by ecdysteroids.

Geoffrey Ganter¹, Joseph Desilets¹, Jessica Davis-Heim¹, Alexandra Panaitiu¹, Mark Sweezy², Joseph Sungail¹, Leonard Tan¹, Aurora Adams¹, Elizabeth Fisher¹, Joselle O'Brien¹, Kelsey Kincaid¹, Ralf Heinrich³. 1) Department of Biology, College of Arts and Sciences, University of New England, Biddeford, Maine, 04005, USA; 2) Department of Pharmaceutical Sciences, School of Pharmacy, Saint Joseph College, West Hartford, Connecticut, 06117, USA; 3) Department of Cellular Neurobiology, Institute for Zoology, Georg-August-University, Göttingen, Germany.

617B

The seminal protein, ovulin, increases ovulation behavior through signaling of OA neurons. **Clifford D. Rubinstein, Mariana F. Wolfner.** Department of Molecular Biology & Genetics, Cornell University, Ithaca, NY.

618C

Behavioral Plasticity of *Drosophila melanogaster* in response to varying social experiences. **Sehresh Saleem, Ginger Carney.** Texas A&M University, College Station, TX.

619A

Investigating the role of a fourth chromosome mutation in courtship receptivity and decisionmaking. **Joseph Schinaman, Rui Sousa-Neves.** Department of Biology, Case Western Reserve University, Cleveland, OH.

620B

The role of Juvenile Hormone in *Drosophila melanogaster* male courtship behavior. **Thilini P. Wijesekera, Brigitte Dauwalder.** Biology and Biochemistry, University of Houston, Houston, Texas.

621C

Drosophila sNPF regulates feeding through the dFOXO post-translational modification. **Kyu-Sun Lee^{1,2}, Seung-Hyun Hong¹, Su-Jin Kwak¹, Ae-Kyeong Kim¹, Hua Bai³, Marc Tatar³, Kweon Yu¹.** 1) Aging Res Ctr, KRIBB, Daejeon; 2) Functional Genomics Program, University of Science and Technology, Daejeon; 3) Department of Ecology and Evolutionary Biology, Brown University, Providence, RI.

622A

The Role of Odorant Binding Proteins in Aversive Taste Perception in *Drosophila melanogaster*. **Sruthipriya Sridhar^{1,2}, Michael Nokes^{1,2,4}, Shilpa Swarup^{2,3}, Tatiana V. Morova^{1,2}, Robert R. H. Anholt^{1,2,3}.** 1) Department of Biology; 2) W. M. Keck Center for Behavioral Biology; 3) Department of Genetics, NCSU, Raleigh NC; 4) University of Notre Dame, Notre Dame IN.

623B

Identification of regulatory elements impacting AKH signaling. **Jason T. Braco, Greg E. Alberto, Emily L. Gillespie, Erik C. Johnson.** Biology, Wake Forest University, Winston-Salem, NC.

624C

The Role of Hormones in the Stress Response. **Kathryn J. Argue, Wendi S. Neckameyer.** Pharmacological and Physiological Sciences, Saint Louis University School of Medicine, St. Louis, MO.

625A

The membrane-bound ecdysteroid receptor DopEcR plays a unique role in the regulation of behavioral response to ethanol in *Drosophila*. **Emily Petrucci, Toshihiro Kitamoto.** 51 Newton Rd, University of Iowa, Iowa City, IA.

626B

A genetic RNAi screen for G-protein coupled receptors regulating *Drosophila* flight. **Tarjani Agrawal, Gaiti Hasan.** Natinal Centre for Biological Sciences, TIFR, Bangalore, INDIA.

627C

Characterization of three ligand gated ion channel subunits - Potential pesticide targets? **Daniel Feingold, Stephanie Bourque, Patrick Janukavicius, Saima Sidik, Laura Nilson, Joseph Dent.** Biol, McGill Univ, Montreal, QC, Canada.

628A

The role of glia in axonal degeneration. **Bibhudatta Mishra, Catherine A. Collins.** Molecular, Cellular and Developmental Biology, University of Michigan, Ann Arbor, MI.

629B

Probing the regulatory mechanisms of AKH cell excitability. **Rebecca J. Perry, Jason T. Braco, Erik C. Johnson.** Department of Biology, Wake Forest University, Winston-Salem, NC.

630C

CREB results in memory enhancement for a conditioned place preference and courtship suppression task in *Drosophila melanogaster*. **Eugenia Friedman¹, Toshihiro Kitamoto², Jerry Yin³.** 1) Neuroscience Training Program, University of Wisconsin-Madison, Madison, WI; 2) Dept. of Anesthesiology, University of Iowa, Iowa City, Iowa; 3) Dept. of Genetics, University of Wisconsin-Madison, Madison, WI.

631A

Dopamine neurons signal reward for odour memory in *Drosophila*. **Chang Liu^{1,2}, Anja Friedrich¹, Igor Siwanovicz¹, Hiromu Tanimoto¹.** 1) Max-Planck Institute of Neurobiology, Martinsried, Germany; 2) Kunming Institute of Zoology, Chinese Academy of Science, Kunming, China.

632B

Effect of LIMK1 isoform ratio on *Drosophila melanogaster* courtship behavior. **Ekatherina Nikitina, Alena Kaminskaya, Dmitry Molotkov, Gennady Zakharov, Tatyana Payalina, Elena Savvateeva-Popova.** Dept Neurogenetics, Pavlov Inst Physiology, St Petersburg, Russian Federation.

633C

Tip60 HAT activity regulates synaptic plasticity: Implications for epigenetics in learning and memory. **Jessica Sarthi, Felice Elefant.** Biology, Drexel Univ, Philadelphia, PA.

634A

An epigenetic role for dTip60 in locomotion and axonal vesicle transport. **Ashley Zervos, William Reube, Felice Elefant.** Dept Biol, Drexel Univ, Philadelphia, PA.

635B

ROS-mediated detection of epidermal mechanical stress by larval peripheral nociceptors. **Wayne A. Johnson, Justin Carder.** Dept Molec Physiol/Biophysics, Univ of Iowa Carver College of Medicine, Iowa City, IA.

636C

The temporal pattern of neural activity underlying ecdysis behavior is regulated by neuropeptides downstream of Ecdysis Triggering Hormone. **John Ewer, Wilson Mena.** Centro Interdisciplinario de Neurociencias, Universidad de Valparaiso, Valparaiso, CHILE.

637A

Differential Recruitment of Dopamine Neurons into the Stress Response Circuitry. **Kathryn J. Argue, Wendi S. Neckameyer.** Pharmacological and Physiological Sciences, Saint Louis University School of Medicine, St. Louis, MO.

POSTER SESSIONS See page 16 for presentation schedule

Poster board number is in **bold** above title. The first author is the presenter. Full abstracts can be found online at drosophila-conf.org

- 638B**
Dissection of the Dopaminergic Circuitry Regulating Sleep/Wake in *Drosophila*. **Qili Liu¹**, **Sha Liu¹**, **Lay Kodama¹**, **Maria Driscoll¹**, **Shahnaz Lone¹**, **Mark Wu^{1,2}**. 1) Department of Neurology, Johns Hopkins University, Baltimore, MD; 2) Department of Neuroscience, Johns Hopkins University, Baltimore, MD.
- 639C**
Using natural variation to investigate *Drosophila*- yeast interactions. **Kelly M. Schiabor**. Molecular and Cell Biology, University of California, Berkeley, Berkeley, CA.
- 640A**
Structural evidence supporting a conserved role for sleep in synaptic homeostasis. **Daniel B. Bushey**, **Giulio Tononi**, **Chiara Cirelli**. Dept Psychiatry, Univ Wisconsin, Madison, Madison, WI.
- 641B**
Virtual Fly Brain. **Marta Costa¹**, **David Osumi-Sutherland¹**, **Simon Reeve¹**, **Nestor Milyaev²**, **Cahir O'Kane¹**, **J. Douglas Armstrong²**. 1) Department of Genetics, University of Cambridge, Cambridge, United Kingdom; 2) University of Edinburgh, School of Informatics, Institute for Adaptive and Neural Computation, Edinburgh, United Kingdom.
- 642C**
Walking parameters in adult wild type and sensory impaired *Drosophila melanogaster*. **César S. Mendes¹**, **Imre Bartos²**, **Turgay Akay¹**, **Szabolcs Márka²**, **Richard S. Mann¹**. 1) Department of Biochemistry and Molecular Biophysics, Columbia University, New York, NY; 2) Department of Physics, Columbia University, New York, NY.
- 643A**
Egg laying decisions in *Drosophila* depend on the size of the oviposition substrate and are consistent with optimal larval foraging strategies. **Nicholas U. Schwartz¹**, **Lixian Zhong²**, **Andrew Bellemer³**, **W. Daniel Tracey^{1,2,3,4,5}**. 1) Neuroscience Program, Duke University, Durham, NC; 2) Pharmacology Science Training Program, Duke University Medical Center, Durham, NC; 3) Department of Anesthesiology, Duke University Medical Center, Durham, NC; 4) Department of Cell Biology, Duke University Medical Center, Durham, NC; 5) Department of Neurobiology, Duke University Medical Center, Durham, NC.
- 644B**
The "secondary cells" of the *D. melanogaster* male accessory gland make products that prolong the female's post mating response. **Jessica L. Sitnik¹**, **Dragan Gligorov²**, **Robert K. Maeda²**, **François Karch²**, **Mariana Wolfner¹**. 1) Molecular Biology and Genetics, Cornell, Ithaca, NY; 2) Department of Genetics & Evolution and NCCR Frontiers in Genetics, University of Geneva, Geneva, Switzerland.
- 645C**
Identification of interneurons involved in *Drosophila* larval reactions to distinct somatosensory stimuli. **Marta Zlatic**, **Tomoko Ohyama**, **Tihana Jovanic**. HHMI Janelia Farm Research Campus, Ashburn, VA.
- 646A**
Neural representations of courtship song in the *Drosophila* brain. **Philip Coen¹**, **Sina Tootoonian^{2,3}**, **Mala Murthy¹**. 1) Molecular Biology and Princeton Neuroscience Institute, Princeton University, Princeton, NJ; 2) Computation and Neural Systems Program and Division of Biology, California Institute of Technology, Pasadena, CA; 3) Max Planck Institute for Brain Research, Frankfurt, Germany.
- 647B**
Screening of Central Pain Circuits. **Wijeong Jang**, **Sunwoo Kim**, **Changsoo Kim**. Sch Biological Sci, Chonnam National Univ, Gwangju-Si, South Korea.
- 648C**
Analgesic Drugs Relieve Pain in *Drosophila*. **Sunwoo Kim**, **Myungsuk Oh**, **Eunhee Cho**, **Wijeong Chang**, **Changsoo Kim**. Chonnam National University, Gwangju, South Korea.
- 649A**
Drosophila exhibit active avoidance behavior in response to a predator. **Claire J. Manson-Bishop^{1,2}**, **Gregg W. Roman^{1,2}**. 1) Biology and Biochemistry, University of Houston, Houston, TX; 2) Biology of Behavior Institute, University of Houston, Houston, TX.
- 650B**
A functional genomic screen for phototransduction genes in *Tribolium*. **Arun K. Sasikala-Appukkuttan¹**, **Matthew Kulpa¹**, **Zahabiya Husain¹**, **Magdalena Jackowska¹**, **Bryce Daines²**, **Jason Caravas¹**, **Rui Chen²**, **Heinrich Jasper³**, **Markus Friedrich^{1,4}**. 1) Department of Biological Sciences, Wayne State University, 5047 Gullen Mall, Detroit, MI 48202, USA; 2) Human Genome Sequencing Center, Department of Molecular and Human Genetics, Baylor College of Medicine, One Baylor Plaza, Houston, TX 77030, USA; 3) Department of Biological Sciences, University of Rochester, River Campus Rochester, New York 14627, USA; 4) Department of Anatomy and Cell Biology, Wayne State University, School of Medicine, 540 East Canfield Avenue, Detroit, MI 48201, USA.
- 651C**
The Prion Protein Binds to Synapsin and Syntaxin in the Presynaptic Neuromuscular Junction. **Jose E. Herrera^{1,2}**, **Diego Rincon-Limas²**, **Pedro Fernandez-Funez^{2,3}**. 1) éMaster's Program in Translational Biotechnology, University of Florida, Gainesville, FL; 2) Neurology, University of Florida, Gainesville, FL; 3) Neuroscience, University of Florida, Gainesville, FL.
- 652A**
Myosin VI contributes to synaptic transmission and development at the *Drosophila* neuromuscular junction. **Marta Kisiel¹**, **Bryan Stewart^{1,2}**. 1) Cell and System Biology, University of Toronto, Toronto, Canada; 2) Department of Biology, University of Toronto Mississauga, Mississauga, Canada.
- 653B**
Rugose, a *Drosophila* homologue of the mammalian Neurobeachin, is involved in larval locomotion, adult habituation, learning and activity patterns. **Emma Schatoff¹**, **Julian Flores¹**, **Alexandria Wise²**, **Tadmiri Venkatesh¹**. 1) Biology, City University of New York The City College, New York, NY; 2) The Graduate Center, City University of New York, New York, NY.
- 654C**
Dube3a differentially regulates mEJPs in a ubiquitin dependent manner. **Reese Scroggs¹**, **Rachel Chassen²**, **Lawrence Reiter^{1,3}**. 1) Anatomy and Neurobiology, UTHSC, Memphis, TN; 2) IPBS Program, UTHSC, Memphis, TN; 3) Neurology, UTHSC, Memphis, TN.
- 655A**
The synaptic vesicle-associated Ca²⁺ channel Flower couples synaptic exo-endocytosis cycle and regulates synaptic growth. **Chi-Kuang Yao^{1,2,3}**, **Yong Qi Lin^{2,3}**, **Claire Haueter^{2,3}**, **Hugo J. Bellen^{2,3}**. 1) Institute of Biological Chemistry, Academia Sinica, Taipei, Taiwan; 2) Department of Molecular and Human genetics, Baylor college of medicine, Houston, TX, USA; 3) HHMI.

Neural development

656B

Characterization of the neural expression and roles of the Ret tyrosine kinase receptor. **Daniel Perea, Irene Miguel-Aliaga.** Zoology, Cambridge University, Cambridge, Cambridge, United Kingdom.

657C

Disassembling F-actin Networks Through Manipulations of Mical and Actin Bundling Proteins. **Jimok Yoon, Heng Wu, Jonathan Terman.** Center for Basic Neuroscience, UTSouthwestern Medical Center at Dallas, Dallas, TX.

658A

The fate of identified dHb9-positive larval motor neurons during metamorphosis. **Soumya Banerjee, Marcus Toral, Matthew Siefert, Joyce Fernandes.** Zoology, Miami Univ, Oxford, OH.

659B

Neurotrophic actions of dopamine on the development of a serotonergic feeding circuit in *Drosophila melanogaster*. **Parag Bhatt, Wendi Neckameyer.** Pharmacological and Physiological Science, Saint Louis University School of Medicine, St Louis, MO.

660C

RNA-seq reveals diverse neurosecretory properties of the CNS-midline cells in *Drosophila*. **Joseph R. Fontana¹, Stephen T. Crews^{1,2}.** 1) Molecular Biology, Univ North Carolina, Chapel Hill, Chapel Hill, NC; 2) Dept. of Biochemistry and Biophysics, Univ North Carolina, Chapel Hill, Chapel Hill, NC.

661A

Genome-wide expression profiling identifies genes regulated by JAK/STAT in the *Drosophila* optic lobe. **Hong Luo, Hongbin Wang.** School of Life Sciences, Tsinghua University, Beijing, China.

662B

Identification of novel maternal neurogenic genes that are potential components of Notch signaling in *Drosophila*. **Kenjiroo Matsumoto¹, Naoki Aoyama¹, Takahiro Seto¹, Ryo Hatori¹, Akira Ishio¹, Takahiro Maeda¹, Tamiko Itou¹, Syusuke Shimaoka¹, Hironao Iida¹, Takuma Gushiken¹, Yuu Atsumi¹, Tomoko Yamakawa¹, Takeshi Sasamura¹, Kenji Matsuno^{1,2}.** 1) Dept. Biol Sci/Tec, Tokyo Univ of Science; 2) Res Inst Sci/Tec, Tokyo Univ of Science.

663C

The Role of Dscam in Dendrite Development of an identified *Drosophila* Motoneuron. **Katie M. Hutchinson, Carsten Duch.** Arizona State University, Interdisciplinary Graduate Program in Neuroscience, Tempe, AZ 85287-4501.

664A

NMNAT protects against hypoxia-induced dendrite degeneration. **Yuhui Wen, Grace Zhai, Michael Kim.** Molecular and Cellular Pharmacology, University of Miami, Miller School of Medicine, Miami, FL.

665B

RNAi screen to identify genes involved in retinal basal glia (RBG) cells in *Drosophila*. **Yen-Ching Chang^{1,2}, Y. Henry Sun^{1,2}.** 1) Institute of Molecular Biology, Academia Sinica, Taipei, Taiwan, Republic of China; 2) Department of Life sciences and Institute of Genome sciences, National Yang-Ming University, Taipei, Taipei, Taiwan.

666C

Study of Cell Lineage in *Drosophila* Retinal Basal Glia. **Yu Fen Huang^{1,2}, Y. Henry Sun^{1,2}.** 1) Institute of Molecular Biology, Academia Sinica, Taipei, Taiwan; 2) Department of Life Science and Institute of Genome Science, National Yang-Ming University, Taipei, Taiwan.

667A

Degeneration of optic lamina caused by defective endocytic function in glial cells. **Yuan-Ming Lee^{1,2}, Y. Henry Sun^{1,2}.** 1) Inst Molecular Biology, Academia Sinica, Taipei, Taiwan; 2) Inst Genomic Science, National Yang-Ming University, Taipei, Taiwan.

668B

Number Matching Between Ommatidia and Retinal Basal Glial Cells (RBGs) during *Drosophila* Eye Development. **Par B. Pun^{1,2}, Yi Henry Sun^{1,2}.** 1) Molecular and Cell Biology, Taiwan International Graduate Program, Institute of Molecular Biology, Academia Sinica, Taipei, Taiwan; 2) Graduate Institute of Life Science, National Defense Medical Center, Taipei, Taiwan.

669C

Glial remodeling during reorganization of the peripheral nervous system. **Matthew Siefert, Soumya Banerjee, Bridget Hartman, Tara Fallah, Todd Simmons, John Wilber, Dorothy Lakis.** Zoology, Miami University, Oxford, OH.

670A

Dissecting the regulation of a novel gene cg11910 in the longitudinal glial cells of *drosophila* embryos. **Pavithra Vivekanand¹, Jaelyn Malat².** 1) Biology, Dickinson College, Carlisle, PA; 2) Franklin and Marshall College, Biology Department, Lancaster, PA 17604.

671B

The actions of gonadotropic hormones on the development and mature function of a defined neural circuit in *Drosophila melanogaster*. **Selma Avdagic, Bhatt Parag, Neckameyer Wendi.** Pharmacological and Physiological Science, Saint Louis University School of Medicine, St. Louis, MO.

672C

Sexual identity affects the development and mature function of a defined neural circuit in *Drosophila melanogaster*. **Parag Bhatt, Selma Avdagic, Wendi Neckameyer.** Pharmacological and Physiological Science, Saint Louis University School of Medicine, St Louis, MO.

673A

jim lovell, a BTB-POZ domain protein implicated in neural differentiation and embryonic pattern formation. **Kathleen M. Beckingham, Sonia Bjorum, Rebecca A. Simonette, William J. Deery, Raul Alanis, Benjamin Lewis.** Dept Biochem & Cell Biol, Rice Univ, Houston, TX.

674B

Identification of a novel suppressor of Crumbs and its role in growth regulation. **Eunbyul Yeom, Kwang-Wook Choi.** Department of Biological Sciences, Graduate School of Nanoscience and Technology, KAIST, Daejeon, South Korea.

675C

scalloped expression during *Drosophila* embryogenesis. **Michael Benson¹, Nicholas Gubitosi¹, Elizabeth Norris¹, Chelsea Gurvis¹, Elena Brandano¹, Karrie Brondell¹, Rachel Yonker¹, James Skeath², Kirsten Guss¹.** 1) Biology, Dickinson College, Carlisle, PA; 2) Genetics, Washington University School of Medicine, St. Louis, MO.

676A

CHARACTERIZATION OF *aaquetzalli* (*aqz*), A GENE REQUIRED FOR DEVELOPMENT OF THE NERVOUS SYSTEM DURING *Drosophila melanogaster* EMBRYOGENESIS. **Miguel Mendoza-Ortiz, Juan Riesgo-Escovar.** Dep. de Neurobiología del Desarrollo y Neurofisiología, Inst. Neurobiología, UNAM, Campus Juriquilla, Querétaro, México.

POSTER SESSIONS See page 16 for presentation schedule

Poster board number is in **bold** above title. The first author is the presenter. Full abstracts can be found online at drosophila-conf.org

677B

Dissecting the *cis*-regulatory enhancers that control the POU-domain transcription factor genes, *pdm-1* and *pdm-2*. **Jermaine Ross, Thomas Brody, Mukta Kundu, Alexander Kuzin, Ward F. Odenwald**. NINDS, NIH, Bethesda, MD.

678C

Molecular basis of the production of neuronal diversity in the *Drosophila* visual center. **Takumi Suzuki, Masako Kaido, Rie Takayama, Makoto Sato**. Frontier Science Organization, Kanazawa University, Kanazawa, Japan.

679A

Drosophila motor neuron retraction mediated by inputs from TGF- β /BMP signaling and orphan nuclear receptors. **Jean-Maurice Dura¹, Ana Boulanger¹, Morgane Farge¹, Christophe Ramanoudjame¹, Kristi Wharton^{1,2}**. 1) Inst of Human Genetics, CNRS/UPR 1142, Montpellier, France; 2) Dept of Molecular Biology, Brown University, Providence, RI, USA.

680B

Axonal transport and synaptic function are linked in two *Drosophila* disease models of neurodegeneration. **Shermali Gunawardena¹, Min Jung Kang¹, Monique Michiewicz², Hong Bao¹, Samantha Fye¹, Tadeusz J. Kaczynski², Bing Zhang¹, Shermali Gunawardena¹**. 1) Biological Sciences, SUNY at Buffalo, Buffalo, NY; 2) Department of Zoology, University of Oklahoma, Norman, Oklahoma 73019.

681C

Spatial and Temporal Analysis of Axonal Transport Defects in Primary Neuronal Cultures from *Drosophila* Larvae. **Gary Iacobucci, Shermali Gunawardena**. Biological Sciences, State University of New York at Buffalo, Buffalo, NY.

682A

The memory gene *nalyot* (*Adf-1*) functions downstream of CaMKII to regulate activity-dependent dendritic plasticity. **Christina Timmerman, Subhbrata Sanyal**. Cell Biology, Emory University, Atlanta, GA.

683B

Comparative Analysis of larval Locomotion Activity and neuromuscular junction formation among *Drosophilids*. **Yunyi Yang, Mirela Belu, Claudia Mizutani**. Department of Biology, Case Western Reserve University, Cleveland, OH.

684C

The Microtubule Regulatory Protein Stathmin is Essential for Axonal Transport. **Alfredo Zuniga, Tori Pagel, Jason Duncan**. Department of Biology, Willamette University, Salem, OR, 97301.

685A

The T-box transcription factor *midline* collaborates with the insulin-regulated *dFOXO* transcription factor to regulate cell-fate specification in the developing eye of *Drosophila melanogaster*. **Sudeshna Das¹, Deepak Kumar¹, Yan Zong², Brandon Drescher¹, Sarah Morgan², Sandra Leal¹**. 1) Biological Sciences, University Of Southern Mississippi, Hattiesburg, MS; 2) School of Polymers and High Performance Materials, University of Southern Mississippi, Hattiesburg, MS.

686B

The SUMO pathway promotes bHLH proneural factor activity via a direct effect on the Zn finger protein, Senseless. **Lynn M. Powell¹, Yan Chang Huang², Angela Chen², Andrew P. Jarman¹**. 1) Centre for Integrative Physiology, University of Edinburgh, George Square, Edinburgh, EH8 9XD, United Kingdom; 2) Institute of Biomedical Sciences, National Sun Yat-Sen University, Kaohsiung, Taiwan.

687C

Tré1 GPCR signaling orients stem cell divisions in the *Drosophila* central nervous system. **Shigeki Yoshiura, Nao Ohta, Fumio Matsuzaki**. RIKEN CDB, Kobe, Hyogo, Japan.

688A

Drosophila Neto is essential for clustering of glutamate receptors at neuromuscular junction. **Young-Jun Kim¹, Hong Bao², Liana Bonanno¹, Bing Zhang², Mihaela Serpe¹**. 1) NICHD, NIH, Bethesda, MD; 2) Univ. of Oklahoma, Norman, OK.

689B

Drosophila Mitofusin regulates function and development of the neuromuscular junction. **Hector Sandoval¹, Chi-Kuang Yao², Kuchuan Chen^{1,3}, Yong Qi Lin⁶, Taraka Donti¹, Manish Jaiswal¹, Vafa Bayat^{1,3,4}, Ke Zhang⁵, Claire Hauter⁶, Bo Xiong^{1,3}, Wu-Lin Charng^{1,3}, Shinya Yamamoto^{1,3}, Brett Graham¹, Hugo Bellen^{1,3,6}**. 1) Human and Molecular Genetics, Baylor College of Medicine, Houston, TX 77030; 2) Institute of Biological Chemistry, Academia Sinica, Nankang, Taipei 115, Taiwan; 3) Program in Development Biology, Baylor College of Medicine, Houston, TX 77030; 4) Medical Scientist Training Program, Baylor College of Medicine, Houston, TX 77030; 5) Structural and Computational Biology and Molecular Biophysics, Baylor College of Medicine, Houston, TX 77030; 6) Howard Hughes Medical Institute, Baylor College of Medicine, Houston, TX 77030.

690C

Liquid facets (*Lqf*) plays novel roles in BMP signaling and retrograde transport. **Phillip Vanlandingham, Lerin Luckett-Chastain, Taylor Fore, Hong Bao, Bing Zhang**. Dept. of Zoology, University of Oklahoma, Norman, OK.

691A

Phosphorylation of Hts at the MARCKS domain inhibits its ability to regulate Dlg postsynaptic targeting during neuromuscular junction development. **Simon Wang¹, Amy Tsai², Charles Krieger², Nicholas Harden¹**. 1) Department of Molecular Biology and Biochemistry, Simon Fraser University, Burnaby, British Columbia, Canada; 2) Department of Biomedical Physiology and Kinesiology, Simon Fraser University, Burnaby, British Columbia, Canada.

692B

Drosophila Cyfip regulates synaptic growth and endocytosis by suppressing F-actin assembly. **Lu Zhao, Dan Wang, Qifu Wang, Yongqing Zhang**. Institute of Genetics and Developmental Biology CAS, Beijing, China.

Pattern Formation

693C

Reduced TOR Activity Promotes Cap-Independent Translation of Gurken During *Drosophila* Oogenesis. **Malachi A. Blundon, Cara L. Doyle, Scott B. Ferguson**. Department of Biology, SUNY Fredonia, Fredonia, NY.

694A

The role of the two promoter regions of *hunchback* in its RNA expression pattern in *Drosophila melanogaster*. **Maira A. Cardoso¹, Márcio Fontenele², Helena Araujo², Michelle Diniz¹, Paulo M. Bisch¹, Francisco J. P. Lopes¹**. 1) Institute of Biophysics Carlos Chagas Filho, University of Rio de Janeiro, Rio de Janeiro, Rio de Janeiro, Brazil; 2) Institute of Biological Sciences, University of Rio de Janeiro, Rio de Janeiro, Rio de Janeiro, Brazil.

695B

Functional Convergence in Embryonic Patterning Determinants. **Rhea R. Datta, Jackie Moore, Gozde Yucel, Stephen Small**. Department of Biology, New York University, New York, NY.

POSTER SESSIONS See page 16 for presentation schedule

Poster board number is in **bold** above title. The first author is the presenter. Full abstracts can be found online at drosophila-conf.org

696C

Negative regulation of Epidermal Growth Factor Receptor signalling in the ovary. **Scott De Vito¹**, **Jean-François Biosclair Lachance^{1,2}**, **Mariana Fregoso Lomas¹**, **Laura Nilson¹**. 1) Department of Biology, McGill University, Montreal, Quebec, Canada; 2) Department of Biological Sciences, University of Chicago, Chicago, IL, USA.

697A

Pattern formation by graded and uniform signals: gene regulation by Dorsal and Zelda in the *Drosophila* embryo. **Bomyi Lim¹**, **Jitendra S. Kanodia¹**, **Hsiao-Lan Liang²**, **Yoosik Kim¹**, **Mei Zhan³**, **Hang Lu³**, **Christine A. Rushlow²**, **Stanislav Y. Shvartsman¹**. 1) Department of Chemical and Biological Engineering and Lewis-Sigler Institute for Integrative Genomics, Princeton University, Princeton, NJ 08544; 2) Center for Developmental Genetics, Department of Biology, New York University, New York City, NY 10003; 3) School of Chemical and Biomolecular Engineering and Parker H. Petit Institute for Bioengineering and Bioscience, Georgia Institute of Technology, Atlanta, GA 30332.

698B

Bonus is required maternally for dorsal-ventral pattern formation. **Stuart Newfeld**, **Janine Quijano**, **Estela Arciniega**, **Nancy Tran**, **Ashley Castillo**, **Michael Stinchfield**. Sch Life Sci, Arizona State Univ, Tempe, AZ. 85287-4501.

699C

defective proventriculus (dve), a new member of DV patterning in the eye. **Oorvashi Roy G. Puli¹**, **Takeshi Yorimitsu³**, **Hideki Nakagoshi³**, **Amit Singh^{1,2,4}**. 1) Department of Biology, University of Dayton, 300 College Park Drive, Dayton, OH; 2) Premedical Program, University of Dayton, 300 College Park Drive, Dayton, OH; 3) School of Natural Science and Technology, Okayama University, 3-1-1 Tsushima-naka, Kita-ku, Okayama 700-8530, Japan; 4) Center for Tissue Regeneration and Engineering at Dayton (TREND), University of Dayton, Dayton, OH.

700A

Specification of *Drosophila* corpora cardiaca neuroendocrine cells by Daughterless homodimer. **Sangbin Park¹**, **Seung K. Kim^{1,2}**. 1) Developmental Biology, Stanford University, Stanford, CA; 2) HHMI.

701B

Conserved MAPK and CK2 sites in E(spl)-M8 regulate repression of Atonal. **Mohna Bandyopadhyay**, **Adam Majot**, **Bhaskar Kahali**, **Clifton Bishop**, **Ashok Bidwai**. Biology, West Virginia University, Morgantown, WV.

702C

A Novel function of Muscle Myosin II in *Drosophila melanogaster* Eye Development. **Carlos Cano**, **Landry E. Nfonsam**, **Jennifer Curtiss**. Biology, New Mexico State University, Las Cruces, NM.

703A

Novel function of the kinase Nemo in the negative regulation of Atonal expression in the *Drosophila* eye. **Vilaiwan Fernandes**, **Esther Verheyen**. Molecular Biology and Biochemistry, Simon Fraser University, Burnaby, British Columbia.

704B

Homeodomain-interacting protein kinase interacts with the retinal determination gene network and is required for development of the *Drosophila* compound eye. **Jessica A. Gardner¹**, **Wendy Lee²**, **Esther Verheyen¹**. 1) Molecular Biology and Biochemistry, Simon Fraser University, Burnaby BC, Canada; 2) Dept Cell Biology, Harvard, Boston, MA, USA.

705C

Study the functions of eye selector genes in *Drosophila* eye-antenna disc primordium. **Hui-Yu Ku^{1,2}**, **Henry Sun^{1,2}**. 1) Institute of Molecular Biology, Academia Sinica, Taipei, Taiwan; 2) Department of Life Sciences and Institute of Genome Sciences, National Yang-Ming University, Taipei, Taiwan.

706A

Alleles of *CK2* and *EGFR* modulate the neural defects of *Nspl* and *E(spl)D*. **Adam Majot**, **Mohna Bandyopadhyay**, **Christa Bryan**, **Bhaskar Kahali**, **Clifton Bishop**, **Ashok Bidwai**. Biology, West Virginia University, Morgantown, WV.

707B

Functional analysis of Abd-B protein. **Jesús R. Curt¹**, **Nagraj Sambrani²**, **Samir Merabet²**, **Ernesto Sánchez-Herrero¹**, **Yacine Graba²**. 1) Centro de Biología Molecular Severo Ochoa (CSIC-UAM), Universidad Autónoma de Madrid, Nicolás Cabrera 1, Cantoblanco, Madrid, Spain; 2) Institut de Biologie du Développement de Marseille Luminy, CNRS, Université de la Méditerranée, Marseille, France.

708C

A missense allele in the evolutionarily-conserved octapeptide motif of Sex combs reduced, a *Drosophila* Homeotic selector gene, represents the first of a novel class of mutant alleles. **Lovesha Sivanantharajah**, **Anthony Percival-Smith**. Dept. of Biology, The University of Western Ontario, London, Ontario, Canada.

709A

The role of disco in specification of the *Drosophila* leg. **Juan Bautista Rosario**. Genetics Dept, North Carolina State Univ, Raleigh, NC.

710B

New allele of *engrailed* associated with three spermathecae in *Drosophila melanogaster* female. **Masanobu Itoh^{1,2}**, **Akiko Sawada³**. 1) Center for Bioresource Field Science, Kyoto Inst Tech, Kyoto, Japan; 2) Insect Biomedical Research Center, Kyoto Inst Tech, Kyoto, Japan; 3) Dept. Applied Biology, Kyoto Inst Tech, Kyoto, Japan.

711C

Identification of the gene responsible for the *wings apart* phenotype in *Drosophila melanogaster*. **Ginny Morriss**, **Carmelita Jaramillo**, **Bianca Garcia**, **Richard Cripps**. Biol, Univ New Mexico, Albuquerque, NM.

712A

An interdisciplinary approach to studying the evolution of BMP signaling. **Matthew G. Niepielko^{1,2}**, **Kuhn Ip^{2,3}**, **Jitendra S. Kanodia⁴**, **Desmond S. Lun^{2,3}**, **Nir Yakoby^{1,2}**. 1) Biology Department, Rutgers University, Camden, NJ 08102, USA; 2) Center for Computational and Integrative Biology, Rutgers University, Camden, NJ, 08102, USA; 3) Department of Computer Science, Rutgers University, Camden, NJ 08102, USA; 4) Department of Chemical and Biological Engineering, Lewis Sigler Institute for Integrative Genomics, Carl Icahn Laboratory, Princeton University, Princeton, NJ 08544, USA.

713B

Patterning potential of the terminal system in segmentation of the *Drosophila* embryo. **Yoosik Kim**, **Kate M. Fitzgerald**, **Stanislav Y. Shvartsman**. Department of Chemical and Biological Engineering and Lewis-Sigler Institute for Integrative Genomics, Princeton University, Princeton, NJ 08544, USA.

714C

Description and visualization of motor neuron morphology in three dimensions. **Prateep Mukherjee¹**, **Jennifer Brazill²**, **Michael D. Kim²**, **Gavriil Tschepnakis¹**. 1) Computer and Information Science, Indiana University-Purdue University Indianapolis, IN; 2) Department of Molecular and Cellular Pharmacology, University of Miami School of Medicine, FL.

POSTER SESSIONS See page 16 for presentation schedule

Poster board number is in **bold** above title. The first author is the presenter. Full abstracts can be found online at drosophila-conf.org

715A

Using a variable expressivity mutant to study pair-rule gene regulation via evolution *in silico*. **Alexander V. Spirov**^{1,2}, **Francisco J. P. Lopes**³, **David M. Holloway**⁴. 1) The I. M. Sechenov Institute of Evolutionary Physiology and Biochemistry, St-Petersburg, Russia; 2) Computer Science and CEWIT, State Univ New York, Stony Brook, NY; 3) Instituto de Biofísica, Universidade Federal do Rio de Janeiro, Rio de Janeiro, Brazil; 4) Mathematics, British Columbia Institute of Technology, Burnaby, BC, Canada.

716B

Odd-skipped genes organize growth and patterning along the notum anterior-posterior axis. **Steven J. DelSignore**, **Victor Hatini**. Cell, Molecular & Developmental Biol, Tufts Univ Sackler School Biomedical Sciences, Boston, MA.

717C

A calibrated examination of the influence of dosage variance in *brinker* on multivariate wingshape. **Anne Sonnenschein**, **David Arnosti**, **Ian Dworkin**. Michigan State University, East Lansing, MI.

718A

Identification of BMP target genes in the *Drosophila* larval wing precursor. **Alexander Springhorn**¹, **Milica Jevtic**¹, **Marco Blanchette**², **Britta Hartmann**³, **Giorgos Pyrowolakis**¹. 1) Department of Developmental Biology, Institute of Biology 1, Freiburg, Germany; 2) Stowers Institute for Medical Research, Kansas City, USA; 3) Center for Biological Systems Analysis (ZBSA), Freiburg, Germany.

Physiology and aging

719B

Establishing a caloric restriction paradigm in *Drosophila*. **Sany Hoxha**, **Sarah Rollins**, **William Ja**. Metabolism & Aging, The Scripps Research Institute, Jupiter, FL.

720C

The effect of resveratrol and diet on lifespan and nutrient storage in *Drosophila*. **Michael J. Polen**¹, **Nikolai J. Kolba**², **Andrew Montgomery**³, **Neha Sirohi**³, **Timothy Rudolph**², **Hemlata Mistry**^{2,3}, **Justin R. DiAngelo**⁴, **Alexis Nagengast**^{1,2}. 1) Dept Chemistry; 2) Dept Biochemistry; 3) Dept Biology, Widener University, Chester, PA; 4) Dept Biology, Hofstra University, Hempstead, NY.

721A

Steroid control of the mid-oogenesis checkpoint in *Drosophila*. **Martina Galikova**, **Peter Klepsatel**, **Thomas Flatt**, **Chantal Dauphin-Villemant**. Institute of Population Genetics, Vienna, Austria.

722B

Localized Tissue Damage Disrupts Ecdysteroid Biosynthesis and Developmental Progression in *Drosophila*. **Jennifer Hackney**, **Omid Zolali-Meybodi**, **Peter Cherbas**. Department of Biology, Indiana University, Bloomington, IN.

723C

The Nuclear Receptor dHNF4 Regulates Carbohydrate Metabolism During Metamorphosis and Adulthood in *Drosophila*. **William E. Barry**, **Jason M. Tennesen**, **Carl S. Thummel**. Department of Human Genetics, University of Utah, Salt Lake City, UT.

724A

The Let-7 microRNA Complex Extends Longevity and Alters Fat Metabolism in *Drosophila Melanogaster*. **Christi Gendron**, **Scott Pletcher**. Molecular and Integrative Physiology, University of Michigan, Ann Arbor, MI.

725B

Biosynthesis and regulation of *Drosophila* molybdoenzymes. **Marina L. Georgiou**¹, **Zvonimir Marelja**², **Silke Leimkühler**², **Fanis Missirlis**¹. 1) School of Biological and Chemical Sciences, Queen Mary, University of London, London, UK; 2) Institute of Biochemistry and Biology, University of Potsdam, Potsdam, Germany.

726C

Identification of metabolic phenotypes and mechanisms of metabolic regulation by TGF- β signaling in *Drosophila melanogaster*. **Arpan Ghosh**, **Michael O'Connor**. GCD, University of Minnesota, Minneapolis, MN.

727A

The *Drosophila* *PGC1- α* Homolog *spargel* Modulates the Physiological Effects of Endurance Exercise. **Lindsey Healy**, **Martin Tinkerhess**, **Matthew Morgan**, **Erin Matthys**, **Li Zheng**, **Robert Wessells**. Univ Michigan, Ann Arbor, MI.

728B

Effects of dietary fatty acids and temperature on mitochondrial function. **Marissa A. Holmbeck**¹, **David M. Rand**². 1) Molecular Biology, Cell Biology, and Biochemistry Dept, Brown University, Providence, RI; 2) Ecology and Evolutionary Biology Dept, Brown University, Providence, RI.

729C

Catalytically Inactive Triosephosphate Isomerase Rescues TPI Deficiency. **Bartholomew P. Roland**^{1,2,3}, **Kimberly Stuchul**¹, **Michael J. Palladino**^{1,3}. 1) Pittsburgh Institute for Neurodegenerative Diseases, Pittsburgh, PA; 2) University of Pittsburgh Graduate Program in Molecular Pharmacology, Pittsburgh, PA; 3) University of Pittsburgh Department of Pharmacology & Chemical Biology, Pittsburgh, PA.

730A

The regulation of fat storage by *Mio* in *Drosophila*. **Eric D. Sassu**, **Jacqueline E. McDermott**, **Brendan J. Keys**, **Justin R. DiAngelo**. Department of Biology, Hofstra University, Hempstead, NY.

731B

Transgenerational Inheritance of Metabolic State in *Drosophila*. **Rebecca A. Somer**, **Matt Sieber**, **Carl Thummel**. University of Utah, Salt Lake City, UT.

732C

dFatp Regulates Nutrient Distribution and Long-term Physiology in *Drosophila*. **Alyson Louise Sujkowski**, **Samantha Morley**, **Joanna Jennens**, **Nicole Piazza**, **Lindsey Healy**, **Martin Tinkerhess**, **Li Zheng**, **Robert Wessells**. Univ Michigan, Ann Arbor, MI.

733A

Impact of Glutamate Dehydrogenase (GDH) and Isocitrate Dehydrogenase (IDH) on Lifespan and Starvation Resistance in Varying Nutrient Conditions. **Brittany Barnett**, **Matthew Talbert**, **Walter Eanes**. Ecology and Evolution, SUNY Stony Brook, Stony Brook, NY.

734B

Role of Conventional Odorant Receptors in *D. melanogaster* Lifespan and Aging Physiology. **Ceyda Bilgir**¹, **Xiaowen Chu**¹, **Yuzhong Liu**¹, **Brian Y. Chung**¹, **Scott D. Pletcher**¹. 1) Molecular and Integrative Physiology, University of Michigan, Ann Arbor, MI; 2) Huffington Center on Aging, Baylor College of Medicine, Houston, TX.

735C

Spargel, a mammalian PGC-1 homologue is involved in nutrient sensing pathway acting downstream to TOR and S6k. **Subhas Mukherjee**, **Claudette Davis**, **Atanu Duttaroy**. Biology Department, Howard University, Washington, DC.

POSTER SESSIONS See page 16 for presentation schedule

Poster board number is in **bold** above title. The first author is the presenter. Full abstracts can be found online at drosophila-conf.org

736A

Impact of Supplementing Taurine in the diet of *Drosophila*. **Lee A. Smith¹, Feras Alhourani¹, Ishtiaq Habib¹, Brian Talon¹, Stephanie Shirkey¹, Jeremy Nadolski²**. 1) Dept Biological Sci, Benedictine Univ, Lisle, IL; 2) Dept Mathematical and Computational Sci, Benedictine Univ, Lisle, IL.

737B

Genome wide association study for visual decline in a population of aging *Drosophila melanogaster*. **Mary A. Carbone^{1,2}, Tess A. Brune¹, Akihiko Yamamoto^{2,3}, Michael M. Magwire^{1,2}, Trudy F. C. Mackay^{1,2}, Robert R. H. Anholt^{2,3}**. 1) Department of Genetics, North Carolina State University, Raleigh, NC; 2) W. M. Keck Center for Behavioral Biology, North Carolina State University, Raleigh, NC; 3) Department of Biology, North Carolina State University, Raleigh, NC.

738C

Cellular and Physiological Basis of Thermal Plasticity of Body and Organ Size in *Drosophila melanogaster*. **Shampa Ghosh Modak, Alexander W. Shingleton**. Zoology, Michigan State University, East Lansing, MI.

739A

Life history Variation and Reproductive Senescence in Three Recently Caught Wild-type Populations of *Drosophila melanogaster*. **Peter Klepsatel, Martina Galikova, Nicola de Maio, Christian Schlötterer, Thomas Flatt**. Institute of Population Genetics, Vienna, Austria.

740B

Quantifying main ecdysteroides throughout the *Drosophila* developmental cycle. **Oksana Lavrynenko, Maria Carvalho, Jonathan Rodenfels, Julio Sampaio, Suzanne Eaton, Andrej Shevchenko**. MPI CBG, Dresden, Germany.

741C

The Involvement of the Electron Transport Chain in the Isoflurane Response in *Drosophila melanogaster*. **Christopher R. Pope¹, Gerald B. Call²**. 1) Department of Biomedical Sciences, College of Health Sciences, Midwestern University, Glendale, AZ; 2) Department of Pharmacology, Arizona College of Osteopathic of Medicine, Midwestern University, Glendale, AZ.

742A

The Involvement of Ion Channels in the Response to Isoflurane. **Ryan Stopher-Mitchell¹, Krista Pearman², Erik Nelson¹, Michael J. Murray³, Gerald B. Call²**. 1) Arizona College of Osteopathic Medicine, Midwestern University, Glendale, AZ; 2) Department of Pharmacology, Arizona College of Osteopathic Medicine, Midwestern University, Glendale, AZ; 3) Department of Anesthesiology, Mayo Clinic, Scottsdale, AZ.

743B

Arginine kinase function in adult tissues. **Glen E. Collier**. Dept Biological Sci, Univ Tulsa, Tulsa, OK.

744C

Genetic and imaging analyses of *Drosophila* sperm storage. **Xiangyi Lu, Benjamin Burger**. Wayne State Univ, Detroit, MI.

745A

Female reproductive glands play essential roles in reproduction that may have been conserved during evolution. **Jianjun Sun, Allan Spradling**. Howard Hughes Medical Institute, Department of Embryology, Carnegie Institution for Science, Baltimore, MD. 21218.

746B

dJun and Vri/dNFIL3 regulate age related cardiac senescence in *Drosophila*. **Herve Tricoire¹, Veronique Monnier¹, Magali Iche-Torres², Michael Rera¹, Vincent Contremoulins³, Nathalie Lalevee², Laurent Perrin²**. 1) Unité de Biologie Fonctionnelle et Adaptative (BFA, Univ Paris Diderot, Sorbonne Paris Cité, PARIS, France; 2) IBDM, UMR 6216 Campus de Luminy, 13288 Marseille Cedex 9 France; 3) Institut Jacques Monod, CNRS-University Paris Diderot 75205 Paris cedex 13, France.

747C

Identification and Characterization of Upstream Regulators of Nrf2 Signaling in *Drosophila melanogaster*. **Nirmalya Chatterjee¹, Kerstin Spirohn², Michael Boutros², Dirk Bohmann¹**. 1) Dept. of Biomedical Genetics, University of Rochester Medical Center, Rochester, NY; 2) Division Signaling and Functional Genomics, German Cancer Research Center, Heidelberg, Germany.

748A

Transcriptional down regulation of two nuclear genes with *Frag1* and *Protein Kinase* motifs confers oxidative stress resistance and extends lifespan. **Atanu Duttaroy, Dondra Bailey, Sanjay Nag**. Dept Biol, Howard Univ, Washington, DC.

749B

Nitric oxide signals developmental delay during regeneration. **Jacob Jaszczak, Adrian Halme**. Department of Cell Biology, University of Virginia School of Medicine, Charlottesville, VA.

750C

Potential role of V-ATPases in autophagy regulation. **Caroline C. Mauvezin, Thomas Neufeld**. Department of Genetics, Cell Biology and Development, University of Minnesota, Minneapolis, MN.

751A

Drosophila, an *in vivo* model to evaluate reprotoxic damage. **Patricia Ramos^{1,2}, Blanca Hernandez², Olga Ramirez¹**. 1) Lab Genética y Toxicología Ambiental, Depto. Biología, Facultad de Ciencias, CU, Universidad Nacional Autónoma de México, DF, Coyoacan; 2) *Drosophila* Stock Center México, Facultad de Ciencias, UNAM, México.

752B

Drosophila melanogaster as a model system to study macrophage migration inhibitory factor (MIF). **Blanka Rogina¹, Tahereh Ziafazel¹, Maria Renza², Danny Soares², Cynthia Staber³, Richard Bucala⁴, George Kuchel², Robert Reenan³**. 1) Dept Gen & Dev Biol, Univ Connecticut Hlth Ctr, Farmington, CT; 2) UConn Ctr Aging, Division of Geriatric Medicine, Univ Connecticut Hlth Ctr, Farmington, CT; 3) Dept Mol Biol, Cell Biol and Biochemistry, Brown University, Providence, RI; 4) Dept Medicine, Yale Univ School of Medicine, New Haven, CT.

753C

Sexual dimorphism for water balance mechanisms in montane populations of *Drosophila kikkawai*. **Vineeta Sharma^{1,2}, Ravi Parkash¹, Bhawna Kalra¹**. 1) Genetics, Maharshi Dyanand, University, Rohtak, India; 2) Centre for Cellular and Molecular Biology, Uppal Road, Hyderabad, India.

754A

A Novel p38 MAPK/Mef2/MnSOD Regulatory Mechanism in Aging and Oxidative Stress. **Alysia D. Vrailas-Mortimer^{1,2}, Subhabrata Sanyal^{1,2}**. 1) Cell Biology, Emory University, Atlanta, GA; 2) Center for Behavioral Neuroscience, Atlanta, GA.

755B

Dose dependent stress response to high levels of Sir2 over-expression in flies. **Rachel E. Whitaker, Shakeela Faulkner, Reika Miyokawa, Lucas Burhenn, Will Donovan, Stephen Helfand**. Molecular Biology, Cell Biology, and Biochemistry, Brown University, Providence, RI.

Regulation of gene expression

- 756C**
Drosophila GAGA Factor is required for full activation of dE2F1 and Yki/Sd common targets in the wing. **Battuya Bayarmagnai¹, Brandon Nicolay¹, Abul Islam², Nuria Lopez-Bigas², Maxim Frolov¹**. 1) Biochem & Mol Gen, Univ Illinois-Chicago, Chicago, IL; 2) Research Unit on Biomedical Bioinformatics, Dept of Experimental and Health Sciences, Universitat Pompeu Fabra, Barcelona 08003, Spain.
- 757A**
X-Signal amplification by Runt mediated antagonism of Groucho. **Sharvani Mahadevaraju, James W. Erickson**. Dept of Biol, Texas A&M Univ, College Station, TX.
- 758B**
Nemo phosphorylates Eyes absent and enhances output from the Eya-Sine oculis transcriptional complex during Drosophila retinal determination. **Santiago A. Morillo¹, Lorena Braid², Esther M. Verheyen², Ilaria Rebay^{1,3}**. 1) Molecular Genetics and Cell Biology, University of Chicago, Chicago, IL; 2) Molecular Biology and Biochemistry, Simon Fraser University, Burnaby, BC, Canada; 3) Ben May Dept for Cancer Research, University of Chicago, Chicago, IL.
- 759C**
Involvement of Polycomb/Trithorax group proteins in the regulation of the sex determination master switch, *Sex-lethal*. **Janel Rodriguez, Jamila Horabin**. Biomedical Sciences, Florida State University, Tallahassee, FL.
- 760A**
Retinal determination factor Eyeless and type I bHLH protein Daughterless directly induce onset of *atonal* expression and synergistically induce retinal development. **Miho Tanaka-Matakatsu, Wei Du**. Ben May Dept Cancer Res, Univ Chicago, Chicago, IL.
- 761B**
Transcriptional and Metabolic Adaptation to Hypoxia is Driven by HIF-Independent Actions. **Keith D. Baker¹, Yan Li¹, Divya Padmanabha¹, Luciana B. Gentile¹, Catherine I. Dumur²**. 1) Biochemistry and Molecular Biology, VCU School of Medicine, Richmond, VA; 2) Pathology, VCU School of Medicine, Richmond, VA.
- 762C**
The *Drosophila melanogaster* gene *tfiia-s-2* encodes a male germline-expressed homolog of the small subunit of the TFIIA general transcription factor. **Amory Brandt, Cameron Jernigan, Margaret Wood, Cynthia Cain, Mark Hiller**. Biological Sciences, Goucher College, Baltimore, MD.
- 763A**
The investigation of a novel Y chromosome specific gene in *Anopheles stephensi*. **Frank Criscione, Yumin Qi, Zhijian Tu**. Department of Biochemistry, Virginia Tech, Blacksburg, VA.
- 764B**
The transcription factor network patterning Drosophila photoreceptors. **Hui-Yi Hsiao, Robert Johnston, Dave Jukam, Claude Desplan**. Dept Biol, New York Univ, New York, NY.
- 765C**
Characterizing the Transcriptional and Metabolic Response to Hypoxia in *Drosophila Melanogaster*. **Yan Li¹, Catherine Dumur², Keith Baker¹**. 1) Department of Biochemistry and Molecular Biology, Virginia Commonwealth University, Richmond, VA, 23298; 2) Department of Pathology, Virginia Commonwealth University, Richmond, VA, 23298.
- 766A**
Examining the role of EcR binding sites on ecdysone inducible polytene chromosome puffs. **Alexander D. Ostapenko, Rebecca F. Spokony, Dmitri Novikov, Kevin P. White**. Institute for Genomics & Systems Biology, University of Chicago, Chicago, IL.
- 767B**
Molecular analysis of 5' regulatory region of *Lim3* locus associated with *D. melanogaster* lifespan control. **Olga Y. Rybina, Elena G. Pasyukova**. Inst Molec Gen RAS, Moscow, Russian Federation.
- 768C**
Sequential activation of Pointed isoforms during eye development amplifies EGFR signaling. **Arkadi Shwartz, Eyal D. Schejter, Ben-Zion Shilo**. Department of Molecular Genetics, Weizmann Institute of Science, Rehovot, Israel.
- 769A**
Identification of a *wingless* pair rule response element. **Kimberly Bell^{1,2}, Kevin Chen¹, J. Peter Gergen¹**. 1) Department of Biochemistry and Cell Biology and the Center for Developmental Genetics, Stony Brook University, Stony Brook, NY; 2) Graduate Program in Genetics, Stony Brook University, Stony Brook, NY.
- 770B**
EvoPrinter and *cis*-Decoder Facilitate Analysis of Enhancer Structure. **Thomas Brody, Alexander Kuzin, Mukta Kundu, Jermaine Ross, Ward F. Odenwald**. Neural Cell-Fate Determinants, NINDS/NIH, Bethesda, MD.
- 771C**
A machine learning approach for identifying novel cell type-specific transcriptional regulators of myogenesis. **Brian Busser¹, Leila Taher², Yongsok Kim¹, Terese Tansey¹, Ivan Ovcharenko², Alan Michelson¹**. 1) National Heart Lung and Blood Institute, Bethesda, MD; 2) National Library of Medicine, Bethesda, MD.
- 772A**
Regulatory DNA of the engrailed and invected genes. **Yuzhong Cheng, Judith Kassis**. Program in Genomics of Differentiation, NICHD, Bethesda, MD.
- 773B**
A Common Sequence Motif Regulates *broad* and *pipe* Expression in Response to EGFR Signaling. **Lily S. Cheung^{1,2}, Alisa Fuchs³, Enrica Charbonnier^{3,4}, Stanislav Y. Shvartsman^{1,2}, George Pyrowolakis^{3,4}**. 1) Lewis-Sigler Institute for Integrative Genomics, Princeton University, Princeton, NJ 08544; 2) Department of Chemical and Biological Engineering, Princeton University, Princeton NJ 08544; 3) Institute for Biology I, Faculty of Biology, Albert-Ludwigs-University of Freiburg, Hauptstrasse 1, 79104 Freiburg, Germany; 4) BIOSS Centre for Biological Signalling Studies, Albert-Ludwigs-University of Freiburg, 79104 Freiburg, Germany.
- 774C**
An In Vivo Titration of Transcription Factors in the Drosophila Embryo. **Matthew D. Davis¹, Michael B. Eisen²**. 1) Department of Molecular and Cell Biology UC Berkeley, Berkeley, CA; 2) Howard Hughes Medical Institute Department of Molecular and Cell Biology UC Berkeley, Berkeley, CA.
- 775A**
The *Drosophila Niemann-Pick Type C-2 (NPC2c)* gene is a direct target of VP16-DHR96 protein. **Niloofar Farboodi**. Biological Sciences, University of Alberta, Edmonton, Alberta, Canada.

POSTER SESSIONS See page 16 for presentation schedule

Poster board number is in **bold** above title. The first author is the presenter. Full abstracts can be found online at drosophila-conf.org

776B

REDfly: The Regulatory Element Database for *Drosophila*. **Marc S. Halfon**^{1,2,3,4}, **Steven M. Gallo**^{2,5}, **Michael Simich**^{1,2}, **Benjamin Des Soye**^{1,2}, **Casey M. Bergman**⁶. 1) Department of Biochemistry, SUNY at Buffalo, Buffalo, NY; 2) NYS Center of Excellence in Bioinformatics & Life Sciences, Buffalo, NY; 3) Department of Biological Sciences, SUNY at Buffalo, Buffalo, NY; 4) Molecular, Cellular, & Developmental Biology Department, Roswell Park Cancer Institute, Buffalo, NY; 5) Center for Computational Research, SUNY at Buffalo, Buffalo, NY; 6) Faculty of Life Sciences, University of Manchester, Manchester, UK.

777C

Cis-regulatory contributions to the regulation of sloppy-paired-1 transcription initiation and elongation. **Saiyu Hang, J. Peter Gergen**. Biochemistry and Cell Biology and the Center for Developmental Genetics, Stony Brook University, Stony Brook, NY.

778A

Overlapping but distinct roles for Odd-paired and Unpaired in transcription activation in the *Drosophila* blastoderm embryo. **Michael L. Higgins**^{1,2}, **Liujing Xing**¹, **J. Peter Gergen**¹. 1) Department of Biochemistry and Cell Biology and the Center for Developmental Genetics, Stony Brook University, Stony Brook, NY; 2) Graduate Program in Biochemistry and Structural Biology, Stony Brook University, Stony Brook, NY.

779B

A systems-level analysis of *giant* regulation in *Drosophila melanogaster*. **Astrid Hoermann, Damjan Cicin-Sain, Hilde Janssens, Johannes Jaeger**. EMBL/CRG Research Unit in Systems Biology, Centre de Regulació Genòmica, 08003 Barcelona, Spain.

780C

Decoding transcriptional control at the IAB7b *cis*-regulatory module in the bithorax complex. **Jessica S. Kurata, Michael J. Nevarez, Robert A. Drewell**. Harvey Mudd College, Claremont, CA.

781A

Spatial regulation of *achaete* via global activation and repression by Hairy and Delta. **Ji Inn Lee, Meghana Joshi, Teresa Orenic**. Dept Biological Sci, Univ Illinois, Chicago, Chicago, IL.

782B

A post-blastoderm role of Zelda as regulator of CNS midline and tracheal gene expression. **Joseph C. Pearson, Joseph D. Watson, Stephen T. Crews**. Biochemistry and Biophysics, University of North Carolina at Chapel Hill, Chapel Hill, NC.

783C

Distinct transcription factor binding strategies at the intersection of growth and patterning in the Hippo signaling pathway. **Matthew Slattery**^{1,2}, **Roumen Voutev**², **Lijia Ma**¹, **Nicolas Negre**¹, **Kevin White**¹, **Richard Mann**². 1) Institute for Genomics and Systems Biology, University of Chicago, Chicago, IL; 2) Department of Biochemistry and Molecular Biophysics, Columbia University, New York, NY.

784A

Sculpting the insect abdomen: molecular characterization of sexually dimorphic regulation of Wingless by Abd-B and Doublesex. **Wei Wang, John Yoder**. Department of Biological Sciences, The University of Alabama, Tuscaloosa, AL.

785B

Disentangling the Sources of Species-Specific Gene Expression Patterns in *Drosophila* Embryos. **Zeba Wunderlich**¹, **Meghan Bragdon**¹, **Kelly Eckenrode**¹, **Charless Fowlkes**², **Angela DePace**¹. 1) Systems Biology, Harvard Medical School, Boston, MA; 2) Computer Science, University of California, Irvine, CA.

786C

Regulation of the Sex-determination Transcription Factor Doublesex by the Hox protein Abdominal-B. **Shun Yan**¹, **Wei Wang**¹, **Michelle Arbeitman**², **John H. Yoder**¹. 1) University of Alabama, Tuscaloosa, AL; 2) College of Medicine, The Florida State University, Tallahassee, FL 32306.

787A

Identification of regulatory elements mediating trans-interactions at metabolic loci in *Drosophila melanogaster*. **Xinyang Bing, Thomas Merritt**. Chemistry and Biochemistry, Laurentian University, Sudbury, Ontario, Canada.

788B

REMSA and mutational analysis reveal a novel role for full-length dADAR in *Drosophila rnp-4f* 5'-UTR alternative splicing regulation during embryogenesis. **Sushmita Ghosh, Girija Lakshmi, John Cook, Gabriel Jones, Roshni Parikh, Bridgette Rawlins, Jack Vaughn**. Zoology, Miami University, Oxford, OH.

789C

The role of *Drosophila* ATF4(crc) in the Unfolded Protein Response. **Min-Ji Kang, Joseph Li, Dowhan Kim, Hyung Don Ryoo**. Dept Cell Biol, New York Univ Sch Med, New York, NY.

790A

Sub-type specific regulation of *Drosophila* glutamate receptor production by the novel receptor mRNA associated genes *optimus-prime* (*opr*) and *bumblebee* (*bbe*). **Julie E. Karr**¹, **Subhashree Ganesan**², **Magdalena M. Paces**³, **David E. Featherstone**⁴. 1) Science and Mathematics, Columbia College Chicago, Chicago, IL; 2) Neurosciences Institute, Stanford School of Medicine, Stanford, CA; 3) Loyola University Chicago, Chicago, IL; 4) Biological Sciences, University of Illinois at Chicago, Chicago, IL.

791B

Investigating Duplicated Ribosomal Proteins Reveals Differential Post-Translational Modification of the Rpl22e Family in the Male Germline: Evidence for SUMOylation of Rpl22. **Michael Kears, Jill Ireland, Vassie Ware**. Department of Biological Sciences, Lehigh University, Bethlehem, PA.

792C

The evolutionarily canalized expression of *eve* stripe 2 in *Drosophila* and the Sepsidae. **Ah-Ram Kim**^{1,2}, **Carlos Martinez**¹, **Bin He**¹, **Michael Ludwig**¹, **Martin Kreitman**¹, **John Reinitz**^{1,3}. 1) Department of Ecology and Evolution, Chicago Center for Systems Biology, University of Chicago, IL, USA; 2) Department of Biochemistry and Cell Biology, Stony Brook University, NY, USA; 3) Departments of Statistics and Molecular Genetics & Cell Biology, University of Chicago, IL, USA.

793A

Turning off Bruno-dependent Translational Repression. **Goheun Kim**¹, **Keiji Sato**², **Akira Nakamura**², **Paul Macdonald**¹. 1) Molecular Cell & Developmental Biology Dept, University of Texas at Austin, Austin, TX; 2) Laboratory for Germline Development, RIKEN Center for Developmental Biology, Kobe, Japan.

794B

Dose dependent buffering effects in *Drosophila melanogaster*. **Lina E. Lundberg, Per Stenberg, Margarida Figueiredo, Jan Larsson**. Dept. of molecular biology, Umeå, Umeå, Sweden.

POSTER SESSIONS See page 16 for presentation schedule

Poster board number is in **bold** above title. The first author is the presenter. Full abstracts can be found online at drosophila-conf.org

795C

A Global Transcriptomics Approach Identifies Sex-Specific and Immune-System Changes in Gene Expression and pre-mRNA Splicing Induced by Doa and fine Mutations. **Leonard Rabinow¹, Marie-Laure Samson¹, David Sturgill², Xia Sun¹, John Malone², Yunpo Zhao¹, Brian Oliver²**. 1) University Paris Sud, UMR 8195, Orsay, France; 2) Laboratory of Developmental Genomics NIDDK, NIH, Bethesda MD USA.

796A

Regulation of *twin-of-eyeless*, a *Drosophila Pax6* gene. **John Skottheim Honn, Linn Jacobsson, Karin Ekström, Åsa Rasmuson-Lestander**. Dept. of Molecular Biology, Umeå University, Umeå, Sweden.

797B

Effect of matrix and nucleocapsid on multimerization of gypsy structural protein Gag. **Boris V. Syomin^{1,2}, Tatjana A. Trendeleva^{1,2}, Yurii V. Ilyin², Vladimir I. Popenko²**. 1) Russian Institute of Experimental Vet Medicine, Moscow; 2) Institute of Molecular Biology, Russian Academy of Sciences, Moscow, 119991 Russia.

798C

Molecular mechanism of the miRNA machinery responding to serum deprivation in *Drosophila*. **Pei-Hsuan Wu, Richard Carthew**. Northwestern University, Department of Molecular Biosciences, 2205 Tech Drive, Hogan 2-100, Evanston, IL60208.

799A

Drosophila miR-9a guards organism's homeostasis by regulating stress response protein Dystroglycan. **Andriy S. Yatsenko, Halyna R. Shcherbata**. Gene Expression and Signaling, Planck Institute for Biophysical Chemistry, Goettingen, Germany.

800B

Autoregulation and context-specific regulation of the Yan/Pnt bistable network. **Lauren Cote, Jie Zhang, Gemma L. Webber**. Univ Chicago, Ben May Dept Cancer Research, Chicago, IL.

801C

Bicaudal-C represses *nanos* mRNA in *Drosophila* oogenesis through a direct association with a 3' UTR motif distal to the translational control element. **Chiara Gamberi**. Biology, McGill University, Montreal, Canada.

802A

The DEAD-box RNA helicase, *belle*, provides post-transcriptional control to steroid-triggered responses during *Drosophila* metamorphosis. **Robert Ihry^{1,2}, Arash Bashirullah¹**. 1) Division of Pharmaceutical Sciences, University of Wisconsin-Madison, Madison, WI; 2) Graduate Program in Cellular and Molecular Biology, University of Wisconsin-Madison, Madison, WI.

803B

Protein interacting with Ttk69 and Sin3A (Pits) acts as a mediator to repress *tailless* expression. **Gwo-Jen Liaw**. Dept Life Sci, Natl Yang-Ming Univ, Taipei, Taiwan.

804C

Functional analysis of Blimp-1 during pupal developmental stage in *Drosophila*. **Abdel-Rahman Sayed Sultan¹, Hitoshi Ueda^{1,2}**. 1) The Graduate School of Natural Science and Technology, Okayama University, Japan; 2) Department of Biology Faculty of Science, Okayama University, Japan.

805A

Role of *Drosophila* retinoblastoma proteins in insulin signaling pathway regulation. **Yiliang Wei¹, Pankaj Acharya², Liang Zhang³, William Henry¹, David Arnosti¹**. 1) Biochemistry and Molecular Biology, Michigan State University, East Lansing, MI; 2) Microbiology and Molecular Genetics, Michigan State University, East Lansing, MI; 3) Cell and Molecular Biology Graduate Program, Michigan State University, East Lansing, MI.

806B

The Instability Element of Retinoblastoma Proteins in *Drosophila*: Functional Overlap between Protein Turnover and Activity. **Liang Zhang¹, Nitin Raj², Yiliang Wei³, William Henry³, David Arnosti^{1,3}**. 1) Cell and Molecular Biology Program, Michigan State University, East Lansing, MI; 2) Genetics Program, Michigan State University, East Lansing, MI; 3) Dept of Biochemistry and Molecular Biology, Michigan State University, East Lansing, MI.

807C

dNIAM: A chromatin protein that negatively regulates cell proliferation. **Olivia E. Jones¹, Diane E. Cryderman¹, Kristen E. Syring¹, Shannon R. Mackey¹, Sara Reed², Dawn E. Quelle², Lori L. Wallrath¹**. 1) Department of Biochemistry, University of Iowa, Iowa City, IA; 2) Department of Pharmacology, University of Iowa, Iowa City, IA.

808A

Functional characterization of *dmyc* downstream promoter element in transgenic *Drosophila*. **Jasmine Kharazmi^{1,2}, Cameron Moshfegh¹**. 1) Molec Biol Lab, Biotech Ctr Zurich, Zurich; 2) University of Zurich-Jrchel, Switzerland.

RNA biology

809B

The regulation and function of microRNAs during the maternal-to-zygotic transition in *Drosophila*. **Shengbo Fu¹, Chung-Yi Nien¹, Hsiao-Lan Liang¹, Stephen Butcher², John Manak², Christine Rushlow¹**. 1) Department of Biology, New York University, New York, NY; 2) Department of Biology, University of Iowa, Iowa City, IA.

810C

miRNA function in a stress response in *Drosophila* S2 cells. **Mamiko Isaji, Pei-Hsuan Wu, Richard Carthew**. Molecular Biosciences, Northwestern University, Evanston, IL.

811A

Sensitivity to nicotine: Can a Regulated Mechanism's microRNAs? **Ivan Sanchez Diaz, Veronica Narvaez Padilla, René Hernandez Vargas, Enrique Reynaud Garza**. Genética del Desarrollo y Fisiología Molecular, Instituto de Biotecnología, Cuernavaca, Cuernavaca, Mexico.

812B

mir-11 limits the pro-apoptotic function of its host gene, *dE2f1*. **Mary Truscott¹, Abul Islam², Núria López-Bigas², Maxim Frolov¹**. 1) Department of Biochemistry & Molecular Genetics, University of Illinois at Chicago, Chicago, IL; 2) Department of Experimental and Health Sciences, Barcelona Biomedical Research Park, Univ Pompeu Fabra, Barcelona, Spain.

813C

Genetic analysis of a pseudogene and its parent gene in *Drosophila melanogaster*. **G. Elizabeth Sperry, Denise V. Clark**. University of New Brunswick, Fredericton, New Brunswick, Canada.

814A

The roles of *Drosophila RNase Z²* in mitochondrial function and dysfunction. **Xie Xie, Veronica Dubrovskaya, Nancy Yacoub, Tara Gleason, Joanna Walska, Edward Dubrovsky**. Biological Sciences, Fordham University, Bronx, NY.

POSTER SESSIONS See page 16 for presentation schedule

Poster board number is in **bold** above title. The first author is the presenter. Full abstracts can be found online at drosophila-conf.org

815B

The role of piRNAs in genome stability and germline maintenance in *Drosophila virilis*. **Mauricio Galdos², Chris Harrison¹, Kim Box¹, Michelle Wickersheim¹, Christine Yoder¹, Jianwen Fang³, Justin Blumenstiel¹**. 1) Ecology and Evolutionary Biology, University of Kansas, Lawrence, KS; 2) Molecular Biosciences, University of Kansas, Lawrence, KS; 3) Applied Bioinformatics Lab, University of Kansas, Lawrence, KS.

816C

U bodies respond to nutrient stress in *Drosophila*. **Mickey Buckingham, Ji-Long Liu**. MRC Functional Genomics Unit, Department of Physiology, Anatomy and Genetics, University of Oxford, Oxford, United Kingdom.

817A

Characterization of in vivo targets of the nuclear RNA-binding protein Lark during oogenesis. **Christopher Ferrari¹, Gerard McNeil^{1,2}**. 1) Doctoral Program in Biology, The Graduate Center, The City University of New York, New York, NY; 2) Department of Biology, York College, The City University of New York, Jamaica, NY.

818B

An analysis of maternally contributed mRNAs in early *Drosophila* embryogenesis and germ cell specification. **Michelle A. Kowanda¹, Stephanie Yee¹, Eric Lécuyer², Paul Lasko¹**. 1) McGill University, Montreal, Canada; 2) Institut de recherches cliniques de Montréal, Montreal, Canada.

819C

Genome wide analysis of mRNA sub-cellular localization in embryos and larvae, with a focus on all the *Drosophila* Nuclear Receptors. **Ronit Wilk^{1,2,3}, Jack Hu^{1,2}, Henry Krause^{1,2,3}**. 1) Donnelly Centre for Cellular and Biomolecular Research, University of Toronto, Toronto, ON, Canada; 2) Banting and Best Department of Medical Research, University of Toronto, Toronto, ON, Canada; 3) Molecular and Medical Genetics, University of Toronto, Toronto, ON, Canada.

820A

The role of the NMD pathway in endogenous gene regulation. **Alex Chapin, Mark Metzstein**. Human Gen, Univ Utah, Salt Lake City, UT.

821B

A suppression screen for required targets of the nonsense mediated mRNA decay pathway. **Jonathan O. Nelson, Mark M. Metzstein**. Department of Human Genetics, University of Utah, Salt Lake City, UT.

822C

Exploring *Drosophila* Genes Involved in the Oxidative Stress Pathway and the Response to Hypergravity. **Husein Badani, Oana Marcu, Ravikumar Hosamani, Sharmila Bhattacharya**. NASA Ames Research Center, Moffett Field, CA.

823A

Characterization of TSE and its Role in the piRNA Pathway. **Arlise P. Andress, Yanxia Bei, Richard Carthew**. Molecular Biosciences, Northwestern University, Evanston, IL.

824B

Using functional proteomic approach to study Spindle-E function. **Yanxia Bei¹, Bryan Fonslow², Arlise Andress¹, John Yates², Richard Carthew¹**. 1) BMBCB, Northwestern Univ, Evanston, IL; 2) Department of Chemical Physiology, SR11 The Scripps Research Institute La Jolla, CA.

825C

Germline Silencing of Transposable Elements. **Sidney Wang, Kiri Ulmschneider, Sarah Elgin**. Biology, Washington University in St Louis, St Louis, MO.

826A

The Control of Lipid Metabolism by mRNA Splicing in *Drosophila*. **Nicole M. Chichearo¹, Michelle E. Warren³, Robert M. Gingras³, Thomas Carr², Timothy Rudolph², Justin R. DiAngelo³, Alexis Nagengast¹**. 1) Dept Biology, Widener University, Chester, PA; 2) Dept Biochemistry, Widener University, Chester, PA; 3) Dept Biology, Hofstra University, Hempstead, NY.

827B

A truncated *Drosophila dADAR* mRNA isoform which is evolutionarily conserved but not translated into protein potentially regulates full-length isoform expression during embryogenesis. **John A. Cook, Lea N. Chhiba, Dana L. Doctor, Jack C. Vaughn**. Zoology, Miami University, Oxford, OH.

Stem cells

828C

Examining the role of the fat body in the ovarian response to diet. **Alissa R. Armstrong¹, Leesa LaFever², Kaitlin Laws¹, Robert Cole³, Daniela Drummond-Barbosa¹**. 1) Biochemistry and Molecular Biology, Bloomberg School of Public Health, Baltimore, MD; 2) Division of Experimental Hematology and Cancer Biology, Children's Hospital Research Foundation, University of Cincinnati, Cincinnati, OH; 3) Mass Spectrometry and Proteomics Facility, Johns Hopkins School of Medicine, Baltimore, MD.

829A

The LEM-D protein Otefin regulates niche signaling cascades to maintain female germline stem cell homeostasis. **Lacy J. Barton¹, Belinda S. Pinto², Pamela K. Geyer¹**. 1) Dept Biochemistry, Univ Iowa, Iowa City, IA; 2) Whitehead Institute, MIT, Cambridge, MA.

830B

Investigating the Role of Hr39 in the Germline Stem Cell Lineage. **Grace H. Hwang, Elizabeth T. Ables, Daniela Drummond-Barbosa**. Dept. of Biochemistry and Molecular Biology, Johns Hopkins University, Bloomberg School of Public Health, Baltimore, MD.

831C

in vitro analyses of cellular interactions among germline stem cells, cap cells and escort cells in *Drosophila*. **Yuzo Niki, Takuya Sato, Yusuke Iizumi**. Dept. Biology, Faculty of Science, Ibaraki University, Mito, Ibaraki, Japan.

832A

PointedP1 connects the establishment and maintenance of intermediate neural progenitor cell fate in *Drosophila* neural stem cell lineages. **Derek H. Janssens^{1,4}, Hideyuki Komori⁴, Xiao Qi^{2,4}, Cheng-Yu Lee^{1,2,3,4}**. 1) Cellular and Molecular Biology Graduate Program; 2) Department of Cell and Developmental Biology; 3) Division of Molecular Medicine and Genetics, Department of Internal Medicine; 4) Center for Stem Cell Biology, Life Sciences Institute, University of Michigan Medical School, Ann Arbor, MI 48109.

833B

The Landscape of *Drosophila cis*-Regulation as Revealed by *EvoPrinter* Analysis. **Mukta R. Kundu¹, Alexander Kuzin¹, Tzu-Yang Lin², Chi-Hon Lee², Thomas Brody¹, Ward F. Odenwald¹**. 1) Neural Cell Fate Determinants, NINDS, Bethesda, MD; 2) Section on Neuronal Connectivity, NICHD, NIH, Bethesda, MD.

834C

The *Drosophila* gene *clueless* is required for mitochondrial function and dynamics in larval neuroblasts. **Aditya Sen, Vanessa Damm, Rachel Cox**. Biochemistry and Mol Biology, Uniformed Services Univ, Bethesda, MD.

POSTER SESSIONS See page 16 for presentation schedule

Poster board number is in **bold** above title. The first author is the presenter. Full abstracts can be found online at drosophila-conf.org

835A

Klumpfuss (klu) encodes a novel regulator of neuroblast identity during larval brain neurogenesis. **Qi Xiao**^{1,3}, **Cheng-Yu Lee**^{1,2,3}. 1) Department of Cell and Developmental Biology; 2) Division of Molecular Medicine and Genetics, Department of Internal Medicine; 3) Center for Stem Cell Biology, Life Sciences Institute, University of Michigan Medical School, Ann Arbor, MI 48109.

836B

Piwi is a key regulator of the testicular stem cell niche in *Drosophila*. **Jacob M. Gonzalez**, **Haifan Lin**. Yale Stem Cell Center, Yale University, New Haven, CT.

837C

Asrij maintains the hematopoietic stem cell niche, controls blood cell homeostasis and is required for *Drosophila* immunity. **Rohan J. Khadilkar**, **Vani Kulkarni**, **Srivathsa M. S.**, **Maneesha S. Inamdar**. Molecular Biology and Genetics Unit, JNCASR, Bangalore, Karnataka, India.

838A

Control of *Drosophila* female germline stem cell niche formation by insulin signaling. **Chun-Ming Lai**, **Hwei-Jan Hsu**. Institute of Cellular and Organismic Biology, Academia Sinica, Taipei, Taiwan.

839B

Activin signaling affects niche formation and stem cell establishment in the larval gonad through interaction with Ecdysone signaling. **Tamar Lengil**, **Lilach Gilboa**. Biological Regulation, Weizmann Institute of Science, Rehovot, Israel.

840C

Characterization of the Follicle Stem Cell Niche. **Pankaj G. Sahai-Hernandez**, **Todd G. Nystul**. Anatomy Dept, UCSF, San Francisco, CA.

841A

magu is required for germline stem cell self-renewal through BMP signaling in the *Drosophila* testis. **Qi Zheng**^{2,3}, **Yiwen Wang**¹, **Eric Vargas**¹, **Stephen DiNardo**^{1,2}. 1) Department of Cell and Developmental Biology, Perelman School of Medicine, University of Pennsylvania, Philadelphia, PA; 2) Department of Biology, School of Arts and Sciences, University of Pennsylvania, Philadelphia, PA; 3) Penn Institute for Regenerative Medicine, University of Pennsylvania, Philadelphia, PA.

842B

The centrosome positioning checkpoint monitors centrosome interaction with cortical Bazooka. **Mayu Inaba**^{1,2}, **Yukiko Yamashita**^{1,2}. 1) Center for stem cell biology, Life Sciences Institute, University of Michigan, Ann Arbor, MI; 2) Department of Cell and Developmental Biology, School of Medicine, University of Michigan.

843C

Zfrp8/PDCD2 a new stem cell gene. **Ruth Steward**, **Neha Changela**, **Svetlana Minakhina**. Waksman Inst, Rutgers Univ, Piscataway, NJ.

844A

The role of the adiponectin receptor homolog in *Drosophila* melanogaster oogenesis. **Kaitlin Laws**¹, **Leesa LaFever**², **Daniela Drummond-Barbosa**^{1,3}. 1) Department of Biochemistry and Molecular Biology, Division of Reproductive Biology, Johns Hopkins Bloomberg School of Public Health, Baltimore, MD; 2) Division of Experimental Hematology and Cancer Biology, Children's Hospital Research Foundation, University of Cincinnati, Cincinnati, OH; 3) Department of Environmental Health Sciences, Johns Hopkins Bloomberg School of Public Health, Baltimore, MD.

845B

Elucidating the mechanism of asymmetric division within the epithelial follicle stem cell niche. **Angela Castanieto**, **Todd Nystul**. University of California San Francisco, San Francisco, CA.

846C

Apontic controls somatic stem cell numbers in the testis by inhibiting the JAK/STAT signaling pathway. **Michelle Starz-Gaiano**, **Archana Murali**, **Kathryn Bus**. Biological Sciences, University of Maryland Baltimore County, Baltimore, MD.

847A

Trio regulates midgut stem cell proliferation and differentiation. **Longze Zhang**, **Heinrich Jasper**. Biology Department, University of Rochester, Rochester, NY.

Techniques and functional genomics

848B

FlyExpress: A Platform for Discovering Co-expressed Genes via Comparative Image Analysis of Spatial Patterns in *Drosophila* Embryogenesis. **Michael E. McCutchan**², **Sudhir Kumar**^{1,2}, **Stuart J. Newfeld**^{1,2}. 1) School of Life Sciences, Arizona State Univ, Tempe, AZ; 2) Center for Evolutionary Medicine and Informatics, Biodesign Institute, Arizona State Univ, Tempe, AZ.

849C

Machine Learning Approaches for *Drosophila* Expression Image Analysis. **Lei Yuan**, **Cheng Pan**, **Shuiwang Ji**, **Sudhir Kumar**, **Jieping Ye**. Arizona State University, Tempe, AZ.

850A

Targeted Gene Conversion, an efficient method to engineer endogenous genes. **Manasi Apte**¹, **Victoria Moran**¹, **Richard Kelley**², **Victoria Meller**¹. 1) Biological Sciences, Wayne State University, MI; 2) Molecular and Human Genetics, Baylor College of Medicine, TX.

851B

Comparing TALENS with Zinc Finger Nucleases in *Drosophila*. **Kelly J. Beumer**¹, **Michelle Christian**², **Jon Trautman**¹, **Daniel F. Voytas**², **Dana Carroll**¹. 1) Dept Biochem, Univ Utah, Salt Lake City, UT; 2) Dept GCD, Univ Minnesota, Minneapolis, MI.

852C

Epitope labeling of histidine decarboxylase in *Drosophila melanogaster*. **Benjamin Fair**¹, **Marc Vander Vliet**², **Stephanie Payne**^{3,4}, **Martin Burg**^{2,3}. 1) Biology, Grand Valley State Univ, Allendale, MI; 2) Biomedical Sciences, Grand Valley State Univ, Allendale, MI; 3) Cell & Molecular Biology, Grand Valley State Univ, Allendale, MI; 4) Biology, Johns Hopkins Univ, Baltimore, MD.

853A

Fluorescent fusion protein knockout mediated by anti-GFP nanobody. **Oguz Kanca**, **Emmanuel Caussinus**, **Markus Affolter**. Cell Biology, Biozentrum of University of Basel, Basel, Basel-Stadt, Switzerland.

854B

Construction of *Drosophila* strains expressing affinity-tagged Ubiquitins: Investigating the regulation of Epsin by ubiquitination in Notch signaling cells. **Kristin D. Patterson**, **Janice A. Fischer**. Molecular, Cell and Developmental Biology, The University of Texas at Austin, Austin, TX.

POSTER SESSIONS See page 16 for presentation schedule

Poster board number is in **bold** above title. The first author is the presenter. Full abstracts can be found online at drosophila-conf.org

855C

Microarray-based Capture of Novel Expressed Cell type-specific Transcripts (CoNECT) to annotate tissue-specific transcript isoforms. **Xiaojing Hong¹**, Harshavardhan Doddapaneni², Matthew Rodesch³, Heather Halvensleben³, Raghu Metpally¹, Todd Richmond², Bolei Fu¹, Thomas Albert³, J. Robert Manak^{1,2,4}. 1) Dept of Biology, Univ of Iowa, Iowa City, IA; 2) Carver Center for Genomics, Univ of Iowa, Iowa City, IA; 3) Roche NimbleGen, Madison, WI; 4) Dept of Pediatrics, Univ of Iowa, Iowa City, IA.

856A

Developing a quantitative, cellular resolution morphology and gene expression atlas for *Drosophila* embryogenesis: A digital 'Campos-Ortega and Hartenstein'. **Soile V. E. Keränen¹**, Jonathan T. Barron², Pablo Arbelaez², Jitendra Malik², Mark D. Biggin¹, David W. Knowles¹. 1) Lawrence Berkeley Natl Lab, Berkeley, CA; 2) Electrical Engineering and Computer Science, UC Berkeley, Berkeley, CA.

857B

Efficient phenotypic analysis using unfixed, uncoated adult *Drosophila* for scanning electron microscopy. **Nicholas J. Tardi, Kevin A. Edwards**. Biological Sciences, Illinois State Univ, Normal, IL.

858C

OpenSPIM - an open hardware project to bring Selective Plane Illumination Microscopy to the hands of the *Drosophila* researchers. **Pavel Tomancak, Peter Pitrone, Johannes Schindelin**. MPI-CBG, Dresden, Germany.

859A

Morphogen gradients quantified by sub-single embryo RNA-seq. **Peter A. Combs¹**, Michael B. Eisen^{2,3}. 1) Biophysics Grad Group, UC Berkeley, Berkeley, CA; 2) Department of Molecular and Cell Biology, Univ California, Berkeley, CA; 3) Howard Hughes Medical Institute, Univ California, Berkeley, CA.

860B

New Tool in the lab: a Robotic System to process *Drosophila* samples. **Joana Branco¹**, António Lopes¹, João Salgado¹, Rui Cortesão², Jorge Batista², Nuno André Faustino¹. 1) Gene PreDiT, SA Núcleo 4 - Lote 4-A, Ed. Biocant II 3060-119 Cantanhede Portugal; 2) Institute of Systems and Robotics Electrical and Computer Engineering Department, University of Coimbra 3030-290 Coimbra Portugal.

861C

Accessing fly data from the modENCODE project: modMine, GBrowse and dataset search. **Sergio Contrino¹**, Daniela Butano¹, Seth Carbon², Adrian Carr¹, Fengyuan Hu¹, Ellen Kephart², Paul Lloyd², Rachel Lyne¹, Marc Perry³, Peter Ruzanov³, Richard Smith¹, E. O. Stinson², Radek Stepan¹, Julie Sullivan¹, Alex Kalderimis¹, Zheng Zha³, Suzanna Lewis², Gos Micklem¹, Lincoln Stein³. 1) Department of Genetics, University of Cambridge, Cambridge, UK; 2) Lawrence Berkeley National Laboratory; Genomics Division, Berkeley, CA, USA; 3) Ontario Institute for Cancer Research, Toronto, ON, Canada.

862A

Organically Modified Silica nanoparticles are biocompatible and can be targeted to *Drosophila* neurons in vivo. **Shermali Gunawardena^{1,2}**, Farda Barandeh¹, Phuong-Lan Nguyen¹, Rajiv Kumar¹, Gary Iacobucci¹, Michelle L. Kuznicki¹, Andrew Kosterman¹, Earl J. Bergey², Paras N. Prasad², Shermali Gunawardena^{1,2}. 1) Biological Sciences, SUNY at Buffalo, Buffalo, NY; 2) Institute of Laser, Photonics and Biophotonics, The State University of New York at Buffalo, Buffalo, NY, 14260.

863B

pΔTubHA4C: a new versatile vector for constitutive expression in *Drosophila*. **Barbara Perez^{1,2,4}**, Stephanie Arcia^{1,3,4}, Yan Zhang⁴, Pedro Fernandez-Funez⁴, Diego Rincon-Limas⁴. 1) Undergraduate Dept of Microbiology; 2) McNair Scholar; 3) HHMI/Science for Life Program; 4) Dept of Neurology, University of Florida, Gainesville, FL.

864C

The FlyMine Project: New Developments and Interoperation. **Julie Sullivan, Daniela Butano, Adrian Carr, Sergio Contrino, Hu Fengyuan, Alex Kalderimis, Rachel Lyne, Mike Lyne, Richard Smith, Radek Stépan, Gos Micklem**. Genetics Dept, University of Cambridge, Cambridge, UK.

865A

The TRiP: The Transgenic RNAi Project at Harvard Medical School. **D. Yang-Zhou¹**, L. Holderbaum¹, J. Ni^{1,4}, L. Liu^{1,4}, S. Kondo^{1,5}, R. Tao¹, L. Jiang¹, Y. Hu¹, R. Sopko¹, A. Miller¹, S. Randklev¹, M. Foss¹, S. Ball¹, B. McElvany¹, I. Flockhart¹, S. Mohr¹, N. Perrimon^{1,2}, L. Perkins^{1,3}. 1) Dept. of Genetics, HMS, Boston, MA; 2) HHMI; 3) MGH, Boston, MA; 4) Tsinghua, China; 5) DGRC, Japan.

866B

Metabonomic characterization of *Sod1* null flies using Liquid Chromatography/Mass Spectrometry. **Jose M. Kneec, Thomas J. S. Merritt**. Department of Chemistry and Biochemistry, Laurentian University, Sudbury, Ontario, Canada.

Systems and quantitative biology

867C

Causes and Consequences of Genetic Background effects: Re-integrating genetic background into mutational analysis. **Ian M. Dworkin**. Dept Zoology, Michigan State Univ, East Lansing, MI.

868A

Different Patterns of H3K27me3 in Four *Drosophila* Species Revealed Through ChIP-seq. **Robert Arthur^{1,2}**, Matthew Slattery², Rebecca Spokony², Jennifer Zebia², Lijia Ma², Xiaochun Ni^{1,2}, Sarah Suchy², Nicolas Negre², Joelle Perusse², Ilya Ruvinsky^{1,2}, Kevin White^{1,2}. 1) Ecology and Evolution, University of Chicago, Chicago, IL; 2) Institute for Genomics and Systems Biology, University of Chicago, Chicago, IL.

869B

Correlating gene expression patterns with gene, protein, and RNA interaction networks in *Drosophila*. **Thilakam Murali, Russell Finley**. Ctr Molecular Medicine and Genetics, Wayne State Univ Med School, Detroit, MI.

870C

Prediction of Orthologous Gene Function: Experimental Verification of J_D Test Results. **Anna James¹**, Sudhindra R. Gadagkar¹, Ellen D. Tarr², Gerald B. Call³. 1) Department of Biomedical Sciences, College of Health Sciences, Midwestern University, Glendale, AZ; 2) Department of Microbiology & Immunology, Arizona College of Osteopathic Medicine, Midwestern University, Glendale, AZ; 3) Department of Pharmacology, Arizona College of Osteopathic Medicine, Midwestern University, Glendale, AZ.

871A

Vibration-sensing circuitry of *Drosophila* larva with synaptic resolution. **Albert Cardona^{1,2}**, Casey Schneider-Mizell². 1) HHMI Janelia Farm, Ashburn, VA; 2) Institute of Neuroinformatics, University of Zurich and ETH Zurich, Switzerland.

872B

The Rabome of *Drosophila melanogaster*. **Sebastian Dunst, Marko Brankatschk, Andreas Sagner, Beate Brankatschk, Marie Hannusa, Tom Kazimiers, Pavel Tomancak, Suzanne Eaton**. MPI-CBG, Dresden, Germany.

873C

Knockdown of bicoid interrogates models for combinatorial control of gene expression. **Max V. Staller, Zeba Wunderlich, Meghan D. Bragdon, Kelly B. Eckenrode**. Dept Systems Biology, Harvard Medical School, Boston, MA.

POSTER SESSIONS See page 16 for presentation schedule

Poster board number is in **bold** above title. The first author is the presenter. Full abstracts can be found online at drosophila-conf.org

874A

Systematic Characterization of Genetic Interactions in Tumorigenesis using Combinatorial RNAi in *Drosophila Melanogaster*. **Xiaoyue Wang, Jennifer Moran, Kevin White**. Institute for Genomics and Systems Biology, University of Chicago, Chicago, IL.

875B

Region-specific interpretation of MAPK signaling in the *Drosophila* embryo. **Yoosik Kim¹, Antonina Iagovitina^{1,2}, Dimitri Papatsenko³, Keisuke Ishihara¹, Kate M. Fitzgerald¹, Bart Deplancke², Stanislav Y. Shvartsman¹**. 1) Department of Chemical and Biological Engineering and Lewis-Sigler Institute for Integrative Genomics, Princeton University, Princeton, NJ 08544, USA; 2) Ecole Polytechnique Fédérale de Lausanne, School of Life Sciences, Institute of Bioengineering, Station 15, 1015 Lausanne, Switzerland; 3) Department of Developmental and Regenerative Biology, Black Family Stem Cell Institute, Mount Sinai School of Medicine, One Gustave L. Levy Place, New York, NY 10029-6574, USA.

876C

Natural Variation in Olfactory Discrimination in the *Drosophila* Genetic Reference Panel. **Gunjan H. Arya^{1,2}, Michael M. Magwire^{2,3}, Yazmin L. Serrano Negron^{1,2}, Trudy F. C. Mackay^{2,3}, Robert R. H. Anholt^{1,2,3}**. 1) Dept. of Biology, NC State Univ, Raleigh, NC; 2) W. M. Keck Ctr. for Behavioral Biology, NC State Univ, Raleigh, NC; 3) Dept. of Genetics, NC State Univ, Raleigh, NC.

877A

Label-Free Imaging of Lipid-Droplet Intracellular Motion in Early *Drosophila* Embryos Using Femtosecond Stimulated Raman Loss Microscopy. **Wei Dou¹, Delong Zhang², Yoosik Jung³, Ji-Xin Cheng^{2,3}, David Umulis^{1,3}**. 1) Department of Agricultural and Biological Engineering, Purdue University, West Lafayette, IN; 2) Department of Chemistry, Purdue University, West Lafayette, IN; 3) Weldon School of Biomedical Engineering, Purdue University, West Lafayette, IN.

878B

Dpp Signaling Activity Requires Pentagone to Scale with Tissue Size in the Growing *Drosophila* Wing Imaginal Disc. **Fisun Hamaratoglu¹, Aitana Morton de Lachapelle^{2,3}, George Pyrowolakis^{4,5}, Sven Bergmann^{2,3}, Markus Affolter¹**. 1) Growth and Development, Biozentrum, University of Basel, Basel; 2) Department of Medical Genetics, University of Lausanne, Lausanne, Switzerland; 3) Swiss Institute of Bioinformatics, Lausanne, Switzerland; 4) Institute for Biology I, Albert-Ludwigs-University of Freiburg, D-79104 Freiburg, Germany; 5) Centre for Biological Signaling Studies (BIOSS), Albert-Ludwigs-University of Freiburg, D-79104 Freiburg, Germany.

879C

Screening for recessive suppressors of ectopic Wnt/Wg signaling in the *Drosophila* eye. **Fabian H. Jenny^{1,2}, Monika Hediger Niessen¹, Carla Baenziger¹, Corinna Schuett¹, Luca Mariotta¹, Konrad Basler¹**. 1) Institute of Molecular Life Sciences, University of Zurich, Zurich, Zurich, Switzerland; 2) Zurich PhD Program in Molecular Life Sciences, Life Science Zurich, Zurich, Zurich, Switzerland.

880A

The Genetic Basis for Natural Variation in Alcohol Sensitivity in *Drosophila*. **Tatiana V. Morozova^{1,3}, Michael M. Magwire^{2,3}, Trudy F. C. Mackay^{2,3}, Robert R. H. Anholt^{1,2,3}**. 1) Dept. Biology; 2) Dept. Genetics; 3) M. W. Keck Center for Behavior Biology, NCSU, Raleigh, NC.

881B

Direct Quantification of Transcriptional Regulation at the Single Gene Level. **Heng Xu, Anna Sokac, Ido Golding**. Biochemistry and Molecular Biology, Baylor College of Medicine, Houston, TX.

882C

Phenotypic Plasticity of the *Drosophila* Transcriptome. **Shanshan Zhou, Terry Campbell, Eric Stone, Trudy Mackay, Robert Anhot**. Dept Biology, North Carolina State Univ, Raleigh, NC.

883A

Transcriptional mechanisms that compensate for the cost of bistability. **Alistair N. Boettiger¹, Jacques Bothma^{2,3}, Michael Perry³, Michael Levine³**. 1) Chemistry and Chemical Biology, Harvard University, Cambridge, Ma; 2) Biophysics Grad. Group, UC Berkeley, Berkeley CA; 3) Molecular and Cell Biology, UC Berkeley, Berkeley CA.

884B

Topological Dynamics of the Gap Gene System in *Drosophila Melanogaster*. **Lena Panok^{1,2}, Konstantin Kozlov⁶, Svetlana Surkova⁶, Vitaly Gursky⁷, John Reintz^{1,3,4,5}**. 1) Department of Ecology and Evolution, University of Chicago; 2) Department of Applied Mathematics and Statistics, and Center for Developmental Genetics, Stony Brook University, Stony Brook, New York; 3) Department of Statistics, University of Chicago; 4) Department of Molecular Genetics and Cell Biology, University of Chicago; 5) Chicago Center for Systems Biology, University of Chicago; 6) Department of Computational Biology, Center for Advanced Studies, St. Petersburg State Polytechnical University, St. Petersburg, Russia; 7) Theoretical Department, The Ioffe Physico-Technical Institute of the Russian Academy of Sciences, St. Petersburg, Russia.

885C

New Applications of Synthetic DNA Technology: Testing the Combinatorial Effects of Co-Occurring Cancer Genes through RNAi Double Knockdown. **Jennifer R. Moran, Xiaoyue Wang, Kevin P. White**. Institute for Genomics and Systems Biology, University of Chicago, Chicago, IL.

886A

Design and validation of novel gene regulatory functions by perturbing existing cis-regulatory elements. **Ben Vincent¹, Tara Martin¹, Garth Isley², Zeba Wunderlich¹, Meghan Bragdon¹, Kelly Eckenrode¹, Nick Luscombe², Angela DePace¹**. 1) Department of Systems Biology, Harvard Medical School, Boston, MA; 2) European Bioinformatics Institute, Cambridge UK.

POSTER SESSIONS See page 16 for presentation schedule

Poster board number is in **bold** above title. The first author is the presenter. Full abstracts can be found online at drosophila-conf.org

Educational Initiatives

887B

Adapting the "Fly Lab" for primary research in the genetics classroom.

Derek M. Dean, Luana S. Maroja. 59 Lab Campus Drive, Dept. of Biology, Williams College, Williamstown, MA 01267.

888C

An Inquiry-Based Approach to Teaching Undergraduate Students Advanced Molecular Genetics. **Jason E. Duncan, Biol350 Molecular Genetics 2011, Biol350 Molecular Genetics 2012.** Department of Biology, Willamette University, Salem, OR, 97301.

889A

The Genomics Education Partnership (GEP): Comparative Analysis of the Drosophila Dot Chromosome by Undergraduate Students. **SCR Elgin¹, W. Barshop¹, H. Yuan¹, M. Burg², C. Coyle-Thompson³, J. DiAngelo⁴, D. Johnson⁵, C. Jones⁶, L. Kadlec⁷, SC Silver Key⁸, NP Kokan⁹, G. McNeil¹⁰, A. Nagengast¹¹, DW Paetkau¹², K. Saville¹³, S. Smith¹⁴, J. Stamm¹⁵, M. Wawersik¹⁶, L. Zhou¹⁷, D. Lopatto¹⁸.** 1) Washington U MO; 2) Grand Valley State U MI; 3) CSU-Northridge CA; 4) Hofstra U NY; 5) George Washington U DC; 6) Moravian C PA; 7) Wilkes U PA; 8) NC Central U NC; 9) Cardinal Stritch U WI; 10) York/CUNY NY; 11) Widener U PA; 12) St Mary's C IN; 13) Albion C MI; 14) Arcadia U PA; 15) Evansville IN; 16) William & Mary VA; 17) U Pittsburgh PA; 18) Grinnell C IA.

890B

Integration of Transmission Genetics and Molecular Biology in a Genetics Lab Course Using Drosophila Neurologic Mutants. **Pat C. Lord, Erik C. Johnson.** Dept Biol, Wake Forest Univ, Winston-Salem, NC.

891C

Mapping and cloning recessive wing mutants and dominant bristle mutations in an undergraduate course. **Eric P. Spana, Arun Augustine, Ruvi Chauhan, Rupen Desai, Gabriella Dimarco, Benjamin Hoover, Angela Jiang, Tony Jiang, Ben Joseph, Arjun R. Khanna, Temistocles Molinar Jr., Lily Pham, Carter Suryadevara, Allison Umfress, Nikolaos A. Valilis, Kristie Vu, Eli Wilber, Yi Dong, Jason Klein, Arun Sharma.** Department of Biology, Duke University, Durham, NC.

892A

Darwin Synthetic Interview and Horse Feet - Teaching Evolution through engagement and interactivity. **John A. Pollock, David J. Lampe.** Biological Sci, Duquesne Univ, Pittsburgh, PA.

Speaker and Author Index

This index includes names of speakers for the Opening General Session and for Plenary Sessions I and II, and names of all authors of programmed abstracts. The number following an author's name refers to the abstract program number. A, B, or C following a number indicates a poster presentation. The presenting author of an abstract is noted with an asterisk. Please note that the complete abstract is available at drosophila-conf.org.

A

Abdelwahid, Eltyeb,.....	304A*
Abdu, Uri,.....	169A
Abdullayev, Alex,.....	127
Abe, Namiko,.....	31
Ables, Elizabeth T.,.....	830B
Abreu-Blanco, Maria-Teresa,.....	7
Abreu-Blanco, Maria Teresa,.....	240C*
Abruzzi, Katherine,.....	613A
Acharya, Pankaj,.....	805A
Adachi-Yamada, Takashi,.....	325A
Adams, Aurora,.....	616A
Adler, Paul,.....	162C
Adrian, Andrew,.....	475A*
Adrian, Halme,.....	331A
Adrion, Jeffrey,.....	508A*
Affolter, Markus,.....	222C, 853A, 878B
Agrawal, Namita,.....	406A*
Agrawal, Tarjani,.....	626B*
Aguilar, Mario,.....	449B
Ahmad, S. Tariq,.....	432C
Ahuja, Abha,.....	575B*
Airoldi, Stephanie,.....	122
Akay, Turgay,.....	642C
Akiyama, Takuya,.....	225C
Alanis, Raul,.....	673A
Albert, Thomas,.....	855C
Alberto, Greg E.,.....	623B
Albertson, Roger,.....	604A*
Albosta, Paul Michael,.....	557B*
Alcedo, Joy,.....	74
Aldrich, Maryanna,.....	225C
Aldrich, Maryanna M.,.....	185B*
Alekseyenko, Artyom A.,.....	341B
Alexander*, Jessica L.,.....	292A
Alexandre, Cyrille,.....	277A
AlHaj Abed, Jumana,.....	374B*
Alhourani, Feras,.....	736A
Aliee, Maryam,.....	86
Alley, J.,.....	599B
Alphey, Luke,.....	371B
Al-Ramahi, Ismael,.....	415A
Altmutter, Christina,.....	75
Alvarez-Ortiz, Pedro,.....	111, 194B*
Amaral, Luis,.....	112
Ambrosio, Linda,.....	447C*
Ambrus, Aaron M.,.....	61*
Amoyel, Marc,.....	40*
Ananina, Galina,.....	445A
Andersen, Ditte,.....	70
Anderson, Eric,.....	436A*
Anderson, James W.,.....	407B*
Andolfatto, Peter,.....	484A
Andrade, Carlos C. A.,.....	596B
Andress, Arlise,.....	824B
Andress, Arlise P.,.....	823A*
Andrew, Deborah,.....	195C, 547A, 549C
Andrew, Deborah J.,.....	227B, 568A
Andrews, Justen,.....	559A
Andrianov, Boris V.,.....	518B
Anholt, Robert R.,.....	608B
Anholt, Robert R. H.,.....	17, 538A, 622A, 737B, 876C, 880A
Anhot, Robert,.....	882C
Anjum, Saima G.,.....	14
Antoniewski, Christophe,.....	95*
Aoyama, Naoki,.....	233B, 662B
Apidianakis, Yiorgos,.....	9*
-Appukuttan, Arun K. Sasikala,.....	456C
Apte, Manasi,.....	850A*
Aquadro, Charles F.,.....	605B
Arancio, Walter,.....	76
Aranjuez, George,.....	224B*
Araujo, Helena,.....	694A
Arbeitman, Michelle,.....	607A, 786C
Arbeitman, Michelle N.,.....	497B, 614B*
Arbelaez, Daniela,.....	408C*, 428B
Arbelaez, Pablo,.....	856A
Arcia, Stephanie,.....	863B
Arciniega, Estela,.....	698B
Ardekani, Reza,.....	Plenary Session
Argue, Kathryn J.,.....	624C*, 637A*
Arguello, J. R.,.....	609C*
Armstrong, Alissa R.,.....	828C*
Armstrong, J. Douglas,.....	641B
Arnosti, David,.....	113, 717C, 805A, 806B
Arnoult, Laurent,.....	448A*
Arthur, Robert,.....	868A*
Arya, Gunjan H.,.....	876C*
Arya, Richa,.....	299B*
Atikukke, Govindaraja,.....	557B
Atkinson, Nigel,.....	380B
Atsumi, Yuu,.....	662B
Aughey, Gabriel N.,.....	168C*
Augustine, Arun,.....	891C
Auld, Vanessa J.,.....	241A*
Aumayr, Karin,.....	75
Austin, Christina L.,.....	98*
Avdagic, Selma,.....	671B*, 672C
Avequin, Tracey,.....	425B
Awad, Kyrillos,.....	479B
Ayala-Navarro, Carlos I.,.....	207C*
Ayaz, Derya,.....	35*
Ayeni, Joseph O.,.....	285C*
Ayroles, Julien F.,.....	373A
Ayukawa, Tomonori,.....	233B
Azzam, Ghows,.....	242B*
Azzam, M. Ghows,.....	184A
Azzaz, Abd Elhamid M.,.....	339C

B

Babur, Sameen,.....	225C*
Bach, Erika,.....	40
Bacher, Rhonda L.,.....	497B*
Bachtrog, Doris,.....	487A
Badani, Husein,.....	822C*
Baenziger, Carla,.....	879C
Bagnaninchi, Pierre O.,.....	390C
Bahel, Mohit,.....	114
Bai, Hua,.....	68*, 621C
Bailey, Ryan,.....	447C
Bailley, Dondra,.....	748A
Bain, Clint,.....	531C

Speaker and Author Index

Baker, Catherine C.,	155*	Bender, Welcome,	79*
Baker, Keith,	765C	Benes, Judith,	374B
Baker, Keith D.,	761B*	Bennett, Daimark,	226A, 371B, 381C
Baker, Nicholas E.,	314B	Bennett, Joan,	438C
Bakker, Hans,	235A	Benson, Andrew,	498C
Ball, S.,	134, 865A	Benson, Michael,	675C*
Ballif, Bryan,	194B	Berg, Celeste,	Opening General Session
Bambina, Shelly,	11	Berg, Celeste A.,	571A, 574A
Bandyopadhyay, Mohna,	701B*, 706A	Berger, Susanne,	170B
Banerjee, Rakhee,	377B	Bergey, Earl J.,	862A
Banerjee, Soumya,	300C, 658A*, 669C	Bergland, Alan O.,	509B*
Bang, John J.,	440B	Bergman, Casey M.,	776B
Bangi, Erdem,	9	Bergmann, Andreas,	209B
Banks, Susan M. L.,	191B*	Bergmann, Sven,	878B
Bao, Hong,	680B, 688A, 690C	Bergstrahl, Daniel T.,	143*
Bao, Riyue,	481A	Berhane, Hebest,	275B
Barandeh, Farda,	862A	Berkey, Cristin,	597C
Baranski, Thomas,	19, 399C	Bernardo, Travis J.,	243C*
Barbash, Daniel,	355A, 541A	Bernards, Andre,	388A
Barbash, Daniel A.,	373A, 605B	Berntsen, Molly,	179B
Barnes, Valerie L.,	360C	Berryman, Mark,	181A
Barnett, Brittany,	733A*	Bertet, Claire,	33
Barolo, Scott,	25*	Bertoncini, Carlos,	311B
Barr, Kenneth,	51	Betancourt, Andrea,	138
Barron, Daniel Allyn,	334A*	Betsumiya, Aya,	332B
Barron, Jonathan T.,	856A	Beumer, Kelly J.,	851B*
Barry, William,	Plenary Session	Bezdan, Daniela,	30
Barry, William E.,	723C*	Bhatt, Parag,	659B*, 672C*
Barse, Levi,	400A	Bhattacharya, Sharmila,	822C
Barshop, W.,	889A	Bickel, Sharon E.,	320B, 443B
Barton, Lacy J.,	829A*	Bidwai, Ashok,	701B, 706A
Bartos, Imre,	642C	Biedermann, Traci,	53
Bashaw, Greg,	34	Biedler, James,	455B
Bashirullah, Arash,	802A	Bienkowski, Rick Stephen,	395B*
Basler, Konrad,	879C	Bietenhader, Mailis,	90
Bassuk, Alexander G.,	21	Biggin, Mark D.,	499A, 856A
Bastide, Héloïse,	138	Bilgir, Ceyda,	734B*
Basu, Sukanya,	14	Billmann, Maximilian J.,	133*
Bateman, Jack R.,	368B*	Bing, Xinyang,	787A*
Bates, Emily,	394A	Biol350 Molecular Genetics 2011, Biol350 Molecular Genetics 2012,	888C
Bates, Emily A.,	394A*	Biosclair Lachance, Jean-François,	696C
Batiha, Osamah,	576C*	Birman, Serge,	54
Batista, Jorge,	860B	Birvé, Anna,	267C
Baxley, Ryan M.,	365B*	Bisch, Paulo M.,	694A
Bayarmagnai, Battuya,	756C*	Bishop, Clifton,	701B, 706A
Bayat, Vafa,	689B	Bitan, Amir,	169A*
Bayer, Cynthia,	259A	Bitner-Mathé, Blanche,	532A
Baylies, Mary K.,	149	Bjorum, Sonia,	673A
Bazinet, Christopher,	560B	Blair, Seth,	163A
Bazinet, Christopher W.,	580A*	Blais, Catherine,	131
Beagan, Kelly,	290B	Blanchette, Marco,	718A
Beck, Emily,	540C*, 544A	Blumenstiel, Justin,	815B
Beckett, Karen,	101*, 277A	Blumenstiel, Justin P.,	127*
Beckingham, K.,	599B	Blundon, Malachi A.,	693C*
Beckingham, Kathleen M.,	673A*	Bodmer, Rolf,	392B
Becnel, James,	309C	Boettcher, Anna-Lisa,	264C
Bedi, Shimpi,	318C	Boettiger, Alistair N.,	139*, 883A*
Begun, David,	517A	Bohmann, Dirk,	747C
Begun, David J.,	110, 515B	Boisclair Lachance, Jean-François,	83
Behrman, Emily,	132*, 509B	Bolkan, Bonnie J.,	409A*
Bei, Yanxia,	823A, 824B*	Bommireddy venkata, Venu,	317B*
Bejsovec, Amy,	272B*, 274A	Bonanno, Liana,	688A
Belalcazar, Andrea,	158B	Bonn, Stefan,	46
Bell, Graeme,	400A	Bonner, Julia M.,	230B*
Bell, Kimberly,	769A*	Bonner, Julia Maeve,	236B
Bellemer, Andrew,	643A	Botas, Juan,	415A
Bellen, Hugo,	689B	Bothma, Jacques,	883A
Bellen, Hugo J.,	135, 655A	Bougé, Anne-Laure,	95
Beller, Mathias,	337A	Boulanger, Ana,	679A
Belozarov, Vladimir,	140*	Boulianne, Gabrielle,	236B, 404B
Belu, Mirela,	453C, 683B		

Speaker and Author Index

Boulianne, Gabrielle L., 230B
 Bourouh, Mohammed R., 284B*
 Bourque, Stephanie, 627C
 Boutron, Audrey, 72
 Boutros, Michael, 100, 133, 264C, 273C, 275B, 747C
 Bowen, Kate, 173B
 Bowman, Sarah, 79
 Box, Kim, 815B
 Box, Kim S., 127
 Bozler, Julianna, 524B*
 Braco, Jason T., 623B*, 629B
 Braden, Christopher R., 244A*
 Bradley-Gill, Mary-Rose, 66
 Bragdon, Meghan, 28, 785B, 886A
 Bragdon, Meghan D., 873C
 Braid, Lorena, 758B
 Branco, Joana, 860B*
 Brandano, Elena, 675C
 Brandt, Amory, 762C*
 Brankatschk, Beate, 872B
 Brankatschk, Marko, 872B
 Brasher, W., 611B
 Braun, Martina, 47
 Brazill, Jennifer, 85, 714C
 Breakefield, Xandra, 442A
 Brianti, Mitsue Taukeuti, 445A*
 Bricker, Daniel, Plenary Session
 Bricker, Daniel K., 72*
 Brill, Julie, 90, 566B, 583A
 Brill, Julie A., Plenary Session*, 208A
 Brivet, Michele, 72
 Brock, Amanda R., 170B*
 Brodu, Veronique, 177C
 Brody, Thomas, 677B, 770B*, 833B
 Brondell, Karrie, 675C
 Bronner, Denise, 472A
 Brooks, Alexi, 114*
 Brosnan, Tara, 114
 Brown, Cristopher D., 522C
 Brown, Dan, 127
 Brown, Jordan, 335B
 Brownlie, Jeremy C., 606C
 Broyer, Risa, 93*, 183C
 Brückner, Katja, 186C
 Brud, Evgeny, 544A
 Brune, Tess A., 737B
 Bryan, Christa, 706A
 Bu, Fang, Plenary Session
 Bucala, Richard, 752B
 Buckingham, Mickey, 816C*
 Buescher, Jessica, 399C*
 Buhlman, Lori M., 410B*
 Burel, Michael, 40
 Burg, M., 889A
 Burg, Martin, 852C
 Burger, Benjamin, 744C
 Burgess, Jason, 208A, 566B
 Burhenn, Lucas, 755B
 Burke, Allison, 572B
 Burn, Katherine M., 558C*
 Burrack, Hannah, 508A
 Burshtein, Dvora, 577A*
 Bus, Kathryn, 846C
 Busch, Alexander, 300C
 Bushey, Daniel B., 640A*
 Bussemaker, Harmen, 31
 Busser, Brian, 771C*
 Butano, Daniela, 861C, 864C
 Butcher, Stephen, 29, 378C, 809B
 Butnaru, Gallia A., 510C*

C

Cabrero, Pablo, 24, 248B
 Cagan, Ross, Plenary Session, 9, 19
 Cai, Danfeng, Plenary Session
 Cain, Cynthia, 762C
 Caine, Charlotte, 231C*
 Calderon, Carli, 270C
 Caldwell, Jason, 56
 Call, Gerald B., 410B, 741C, 742A, 870C
 Calvi, Brian R., 60, 362B
 Camonis, Jacques, 255C
 Campbell, Gerard, 49
 Campbell, Shelagh, 285C
 Campbell, Terry, 882C
 Campion, Dominique, 425B
 Campo, Daniel, 476B*, 511A*
 Campos, Daniel, 480C
 Cano, Carlos, 702C*
 Caravas, Jason, 472A, 650B
 Carbon, Seth, 861C
 Carbone, Mary A., 737B*
 Carbone, Mary Anna, 530B
 Cardeno, Charis M., 515B
 Carder, Justin, 635B
 Cardona, Albert, 871A*
 Cardoso, Maira A., 694A*
 Cardoso-Moreira, Margarida, 105*
 Carl, Sarah, 400A
 Carney, Ginger, 618C
 Carr, Adrian, 861C, 864C
 Carr, Thomas, 826A
 Carré, Clément, 95
 Carroll, Candace, 203B
 Carroll, Candace E., 201C*
 Carroll, Dana, 851B
 Carthew, Richard, 112, 798C, 810C, 823A
 Carvalho, Klélia A., 596B
 Carvalho, Maria, 740B
 Casanova, Jordi, 268A
 Casas Tintó, Sergio, 312C
 Casella, George, 500B
 Cash, Amy C., 559A*
 Casso, David J., 186C*
 Castanieto, Angela, 845B*
 Castelli-Gair Hombria, James, 449B*
 Castillo, Ashley, 698B
 Castillo, Dean M., 127
 Castillo, Julio César, 15*
 Cathew, Richard Cathew, 824B
 Catterson, James H., 390C*
 Caussin, Emmanuel, 222C, 853A
 Ceballos, Luz, 301A
 Cenci, Giovanni, 63*
 Certel, Sarah J., 23*
 Cetera, Maureen P., 171C*
 Chahal, Jyoti, 528C
 Chahda, J. Sebastian, 84*
 Chahda, Juan S., 453C
 Chakraborty, Riddhita, 305B*
 Chakravorty, Samya, 615C*
 Chambers, Moria C., 10*
 Chambers, Raegan P., 410B
 Chanet, Soline, 157A*
 Chang, Chengyi, 358A
 Chang, Hui-Yun, 411C*, 429C
 Chang, Hwei-yu, 478A
 Chang, Michelle, 312C
 Chang, Wijeong, 648C

Speaker and Author Index

Chang, Xiao,	85*	Church, Kaylie,	582C*
Chang, Yen-Ching,	665B*	Cichewicz, Karol,	54*
Chang, Yu-Yun,	245B*	Cicin-Sain, Damjan,	115, 779B
Changela, Neha,	843C	Ciglar, Lucia,	47
Chao, Anna T.,	272B, 274A	Cirelli, Chiara,	640A
Chapin, Alex,	820A*	Clark, Andrew,	609C
Charbonnier, Enrica,	773B	Clark, Andrew G.,	105, 247A, 373A, 465C
Chari, Sudarshan,	128*	Clark, Courtney M.,	450C*
Charish, Kristi,	241A	Clark, Denise V.,	466A, 813C
Charles, Jean-Philippe,	252C	Clark, Natalie M.,	412A*
Charng, Wu-Lin,	689B	Clem, Rollie,	309C
Chassen, Rachel,	654C	Cobbe, Neville,	226A*
Chatterjee, Debamita,	67*	Cobberos, Laura,	294C
Chatterjee, Nirmalya,	747C*	Cody, Neal,	94
Chaudhary, Varun,	100, 273C*	Coen, Philip,	646A*
Chauhan, Chhavi,	369C	Cole, Robert,	828C
Chauhan, Ruvi,	891C	Collier, Glen E.,	743B*
Chelu, Cristina,	510C	Collier, Simon,	158B*
Chen, Angela,	686B	Collins, Catherine A.,	628A
Chen, Chiao-Lin,	147	Colmenares, Serafin,	357C
Chen, Di,	581B*	Colmenares, Serafin U.,	348C*
Chen, Guang-Chao,	269B	Colombani, Julien,	70*
Chen, Hongtao,	26	Combs, Peter A.,	859A*
Chen, Jieyan,	246C*, 319A*	Comeron, Josep,	475A
Chen, Joanna,	146*	Conder, Ryan,	43
Chen, Kevin,	769A	Conduit, Paul T.,	142
Chen, Kuchuan,	689B	Conrad, Patty,	377B
Chen, Qian,	216C*	Contremoulins, Vincent,	746B
Chen, Rui,	456C, 650B	Contrino, Sergio,	861C*, 864C
Chen, Sidi,	107*, 489C	Conway, David S.,	300C*
Chen, Xi,	288C*	Cook, John,	788B
Chen, Xiaoping,	433A	Cook, John A.,	827B*
Chen, Xin,	41*	Cook, Mandy,	413B*
Chen, Yu-Chan,	72	Cooley, Lynn,	122, 558C
Chen, Zhen-Xia,	477C*	Coombs, Daniel,	199A
Chen, Zhimin,	150*	Cooper, Brandon S.,	126*
Cheng, Chia-Hao,	478A*	Cooper, Monica T.,	78
Cheng, Ji-Xin,	877A	Cooper, Robin,	437B
Cheng, Ya-Jen,	585C	Corbett, Anita,	395B
Cheng, Yim Ling,	547A*	Corbett-Detig, Russell,	515B
Cheng, Yuzhong,	772A*	Corona, Davide F. V.,	76
Cherbas, Peter,	722B	Cortese, Rui,	860B
Chernyk, Yaroslava,	421A	Costa, Marta,	641B*
Cherry, Sara,	11, 587B	Costes, Sylvain,	357C
Cheshire, Alan,	195C	Cote, Lauren,	48, 800B*
Cheung, Lily S.,	773B*	Cotsworth, Shawn,	350B
Chhiba, Lea N.,	827B	Coupar, J.,	611B
Chi, Hsin-Yi,	506B	Cox, Rachel,	834C
Chiang, Ann-Shyn,	59	Cox, Rachel T.,	414C
Chiario, Joseph A.,	396C	Coyle-Thompson, C.,	889A
Chichearo, Nicole M.,	826A*	Coyne, Jerry,	130
Chihara, Takahiro,	37	Crepeau, Marc,	515B
Chiolo, Irene,	348C, 357C	Crews, Stephen T.,	32, 660C, 782B
Chipendo, Portia I.,	431B	Crews, Steve,	Opening General Session
Chmielewski, Jeffrey P.,	338B*	Cripps, Richard,	711C
Cho, Aeri,	Plenary Session	Criscione, Frank,	763A*
Cho, Eunhee,	648C	Crombach, Anton,	115
Choe, Joonho,	298A	Cruz, Grisel L.,	296B*
Choi, Kwang Wook,	283A	Cryderman, Diane E.,	339C*, 441C, 807C
Choi, Kwang-Wook,	674B	Cui, Yi,	588C
Cholst, Rebecca,	135	Cuna, Jorge Omar Yáñez,	47
Chongtham, Anjalika,	406A	Curt, Jesús R.,	707B*
Chow, Clement Y.,	247A*	Curtiss, Jennifer,	702C
Christensen, Tim,	291C, 338B	Cuykendall, Tawny,	355A, 541A*
Christensen, Tim W.,	356B	Czerniecki, Stefan,	4, 199A
Christian, Michelle,	851B		
Chu, Wei-Chen,	548B*		
Chu, Xiaowen,	734B		
Chu, Youngmin,	453C		
Chung, Brian Y.,	734B		
Chung, Se-Yeon,	549C*		

Speaker and Author Index

D

Dahal, Giri,	394A
Dahmann, Christian,	86*
Daines, Bryce,	456C, 650B
Dalton, Justin,	497B, 607A, 614B
Damm, Vanessa,	834C
Damm, Vanessa T.,	414C*
Das, Arunika,	326B*
Das, Nilanjana,	287B
Das, Rahul,	154
Das, Raibatak,	199A
Das, Sudeshna,	685A*
Dascenco, Dan,	35
DasGupta, Ramanuj,	278B
Datta, Rhea R.,	695B*
Dauphin-Villemant, Chantal,	131, 721A
Dauwalder, Brigitte,	620B
Davies, Shireen A.,	248B*
Davies, Sian E.,	420C
Davis, Claudette,	735C
Davis, Matthew D.,	774C*
Davis, Trevor L.,	249C*
Davis-Heim, Jessica,	616A
Davison, Paige,	179B
Daya, Payal,	525C*
Deák, Péter,	307A
Dean, Derek M.,	887B*
de Chaumont, Fabrice,	95
Deery, William J.,	673A
Degmany, Hadrien,	187A
De Jager, Philip L.,	431B
Delarue, Morgane,	425B
Del Bel, Lauren M.,	208A*
Delhomme, Nicolas,	46
Delrow, Jeff,	376A
DelSignore, Steven J.,	716B*
De Luca, Maria,	529A
DeLuca, Steven A.,	156*
de Maio, Nicola,	739A
Dembeck, Lauren,	526A*
Demir, Kubilay,	275B
Denes, Alexandru S.,	222C*
Deng, Wu-Min,	80, 234C, 579C
Deng, Xinxian,	346A
Deng, Yaoting,	250A*
DeNieu, Michael,	473B*
Dent, Joseph,	627C
DePace, Angela,	28, 785B, 886A
Deplancke, Bart,	875B
DeRobertis, Edward,	187A
Derynck, Rik,	186C
Desai, Ridhdi,	1*
Desai, Rupen,	891C
Desai, Siddhi,	374B
Deshpande, Girish,	87, 577A
Desilets, Joseph,	616A
Desplan, Claude,	33, 764B
Des Soye, Benjamin,	776B
Devadasan, Divya,	291C*
De Vito, Scott,	696C*
Dhaliwal, Rajdeep,	284B
Diaconesea, Bianca,	172A*
Dialyans, George,	441C
Diamond, Allison E.,	431B
DiAngelo, J.,	889A
DiAngelo, Justin R.,	720C, 730A, 826A
Diaz, Javier R.,	415A*
Diaz, Manuel O.,	369C
Dickerson, Desiree,	400A
Dimarco, Gabriella,	891C
Dimond, Andrew,	75
DiNardo, Stephen,	Plenary Session*, 554B, 841A
Dingwall, Andrew K.,	369C*
Diniz, Michelle,	694A
Dinur, Tama,	87, 577A
Dobens, Leonard L.,	154*
Doctor, Dana L.,	827B
Doddapaneni, Harshavardhan,	855C
Dodge, Lauren,	85
Dodgson, Lauren,	381C*
Doe, Chris Q.,	Plenary Session*
Dogru, Murat,	193A
Doherty, Olugbenga,	442A
Dolma, Kunsang,	2
Dombert, Luke,	265A
Domingues, Heber,	79
Donegan, Megan C.,	396C*
Dong, Yi,	891C
Donovan, Will,	755B
Donti, Taraka,	689B
Dou, Wei,	877A*
Douziech, Mélanie,	94
Dow, Julian A. T.,	24*
Doyle, Cara L.,	693C
Dresch, Jacqueline,	113
Drescher, Brandon,	685A
Drewell, Robert A.,	780C
Dreyer, Austin P.,	451A*
Driscoll, Maria,	638B
Dronamraju, Raghavar,	289A
Dror, Iris,	31
Drummond-Barbosa, Daniela,	828C, 830B, 844A
Du, Cheng,	202A
Du, Guiping,	136
Du, Guyu,	351C
Du, Juan,	375C*
Du, Wei,	303C, 760A
Du, XinXin,	117
Dubreuil, Ron,	172A
Dubrovskaya, Veronica,	814A
Dubrovsky, Edward,	814A
Dubrovsky, Edward B.,	243C
Duca, Edward,	359B
Duch, Carsten,	663C
Duchen, Pablo,	515B
Duman-Scheel, Molly,	386B
Dumur, Catherine,	765C
Dumur, Catherine I.,	761B
Duncan, Jason,	684C
Duncan, Jason E.,	888C*
Duncan, Jennifer,	399C
Dunst, Sebastian,	872B*
Dura, Jean-Maurice,	679A*
Durham, Mary,	525C
Durham, Mary F.,	108*
Durrin, Sarah,	301A
Dushay, Mitchell S.,	588C*
Dutta, Sudeshna,	416B*
Duttaroy, Atanu,	735C, 748A*
Duvall, Laura B.,	610A*
Dworkin, Ian,	128, 473B, 533B, 537C, 717C
Dworkin, Ian M.,	867C*
Dyer, Kelly A.,	542B*

Speaker and Author Index

E

Eanes, Walter,	733A
Eaton, Suzanne,	Plenary Session*, 71, 740B, 872B
Echard, Arnaud,	255C
Eckenrode, Kelly,	28, 785B, 886A
Eckenrode, Kelly B.,	873C
Edlefsen, Travis,	387C
Edwards, Kevin A.,	857B
Egoz, Nirit,	198C
Ehaideb, Salleh,	21*
Eisen, Michael,	52, 484A, 513C
Eisen, Michael B.,	460A, 487A, 774C, 859A
Eivers, Edward V.,	187A*
Ekström, Karin,	796A
Elcock, Adrian H.,	339C
Elefant, Felice,	633C, 634A
Eleftherianos, Ioannis,	15
Elgin, Sarah,	349A, 825C
Elgin, Sarah C.,	354C
Elgin, Sarah CR,	82*, 353B
Elgin, Sarah C. R.,	341B
Elgin, SCR,	889A*
Ellis, Stephanie,	199A
Ellis, Stephanie J.,	4*
El Moutassim Bih, Sarah,	135
Eltahir, Hiba,	112
Emberly, Eldon,	479B*
Emerson, James J.,	515B
Emery, Gregory,	119, 121*
Engelberg, David,	266B
Engelen, Daniel,	38
Enomoto, Masato,	332B
Epa, V. Chandana,	252C
Epstein, Daniel,	215B
Erceg, Jelena,	27*
Erclik, Ted,	33*
Erickson, James W.,	757A
Erives, Albert J.,	50*
Etchegaray, Jon Iker,	62*, 567C
Evans, Janelle,	Plenary Session
Evans, Tim,	34*
Ewer, John,	612C, 636C*
Extavour, Cassandra,	575B

F

Fabian, Lacramioara,	90, 583A*
Fagan, Tiffany,	182B
Fair, Benjamin,	852C*
Fairchild, Michael J.,	4
Fallah, Tara,	669C
Fan, Junkai,	206B
Fang, Jianwen,	127, 815B
Fang, Shu,	506B, 585C
Farago, Marganit,	119
Faroodi, Niloofar,	775A*
Farfara, Dorit,	20
Farge, Morgane,	679A
Fast, Eva,	505A
Fatkin, Diane,	392B
Faulkner, Shakeela,	755B
Faustino, Nuno André,	860B
Feany, Mel B.,	431B
Fear, Justin,	476B, 614B
Fear, Justin M.,	480C*
Featherstone, David E.,	790A
Fegan, Adam,	Opening General Session

Fehon, Richard,	212B
Feingold, Daniel,	627C*
Felgate, Brittany,	23
Fengyuen, Hu,	864C
Ferguson, Scott B.,	693C
Fernandes, Joyce,	270C, 300C, 658A
Fernandes, Vilaiwan,	703A*
Fernandez-Espartero, Cecilia H.,	119*
Fernandez-Funez, Pedro,	408C, 423C, 428B, 435C, 497B, 651C, 863B
Ferrandon, Dominique X.,	16*
Ferrari, Christopher,	817A*
Ferree, Patrick M.,	342C, 543C
Ferrero, Paola,	311B
Feuillette, Sébastien,	425B
Fidelin, Kevin,	313A
Field, Amanda,	452B*
Fifield, Eric,	576C
Figueiredo, Margarida,	345C*, 794B
Figueroa, Shirelle,	80
Finkelstein, Rutie,	87
Finley, Russell,	557B, 869B
Finnegan, David,	591C
Finnegan, Patrick,	603C
Fischer, Bernd,	133
Fischer, Janice A.,	191B, 854B
Fisher, Elizabeth,	616A
Fisher, Isaac J.,	417C*
Fisher, Nicholas P.,	126
Fitzgerald, Kate M.,	713B, 875B
Fitzpatrick, Kathleen A.,	350B
Fjeldsted, Courtney,	511A
Flatt, Thomas,	721A, 739A
Flight, Patrick A.,	73, 535A
Flis, Ilona,	527B
Flockhart, I.,	134, 865A
Flockhart, Ian T.,	426C
Flood, Thomas,	58
Flores, Heather A.,	605B*
Flores, Julian,	653B
Foelber, Veronica,	615C
Foerster, Dominique,	552C*
Foglia, Filippo,	449B
Folker, Eric S.,	149
Fonslow, Bryan,	824B
Fontana, Joseph R.,	660C*
Fontenele, Márcio,	694A
Foos, M.,	134, 865A
Fore, Taylor,	690C
Formstecher, Etienne,	255C
Forrester, Sarah,	226A
Fortini, Mark E.,	239B
Fossett, Nancy,	602B
Founounou, Nabila,	5*
Fowlkes, Charless,	785B
Fox, Don T.,	145
Fox, Rebecca M.,	568A*
Fozdar, P.,	611B*
Franc, Nathalie,	12
Franchet, Adrien,	16
Francis, Deanne M.,	569B*
Frankino, W. Anthony,	537C
Frébourg, Thierry,	425B
Frederick, Rebecca L.,	382A*
Fregoso Lomas, Mariana,	83*, 696C
Frenkel, Dan,	20
Frenkel-Pinter, Moran,	20
Friberg, Urban,	527B*
Fridovich-Keil, Judith,	439A
Friedman, Eugenia,	630C*
Friedrich, Anja,	631A
Friedrich, Jana,	30

Speaker and Author Index

Friedrich, Markus, 456C, 464B, 472A, 650B
 Friedrich, Markus H., 481A*
 Frizzell, Kimberly A., 96*
 Frolov, Maxim, 756C, 812B
 Frolov, Maxim V., 61
 Frydman, Horacio M., 505A
 Fu, Bolei, 855C
 Fu, Shengbo, 29, 809B*
 Fuchs, Alisa, 773B
 Fujioka, Miki, 366C*
 Fulga, Tudor, 36
 Fullard, John F., 314B*
 Fuller, C., 599B
 Fuller, Margaret T., 155
 Fuller, P., 599B
 Furlong, Eileen, 27, 47
 Furlong, Eileen E., Plenary Session*
 Furlong, Eileen E. M., 46
 Fushimi, Kazuo, 433A
 Fye, Samantha, 680B

G

Gadagkar, Sudhindra R., 870C
 Gaeth, Ashley B., 365B
 Gajan, Ambikai, 363C
 Galdos, Mauricio, 127, 815B*
 Galkikova, Martina, 721A*, 739A
 Galko, Michael, 123
 Galko, Michael J., 170B
 Gallagher, Brian, 270C
 Gallo, Jacquelyn, 265A*
 Gallo, Steven M., 776B
 Gamberi, Chiara, 801C*
 Gammill, Michelle, 301A
 Ganesan, Subhashree, 790A
 Ganter, Geoffrey, 616A*
 Gao, Hongjuan, 602B*
 Gao, Shuying, 55*
 Gao, Yu, 581B
 Garcia, Bianca, 711C
 Garcia, Meyrolin, 358A
 Gardner, Jessica A., 704B*
 Garlena, Rebecca, 196A
 Gärtner, Björn, 186C
 Gassaway, Brandon, 394A
 Gates, Julie, 173B*
 Gaudet, Justin J., 320B
 Gavis, Elizabeth R., 92
 Gazit, Ehud, 20
 Geisbrecht, Erika R., 257B
 Gendron, Christi, 724A*
 Geng, Qing, 581B
 Gentile, Luciana B., 761B
 George, Aranjuez, 228C
 George, M., 599B
 Georgiou, Marina L., 725B*
 Gergen, J. Peter, 769A, 777C, 778A
 Gerlach II, Gary, 102
 Gerlitz, Offer, 87*, 577A
 Gershenson, Jonathan, 521B
 Geyer, Pamela K., 340A, 365B, 829A
 Ghabrial, Amin, 551B, 569B
 Ghavi-Helm, Yad, 46
 Ghosh, Arpan, 726C*
 Ghosh, Sushmita, 788B*
 Ghosh, Swagata, 437B*
 Ghosh Modak, Shampa, 738C*
 Ghosh-Modak, Shampa, 470B

Giacomini, David, 16
 Giauque, Christopher C., 320B*
 Gibbs, A., 599B
 Gibbs, Allen G., 469A
 Gibson, Matthew, 324C, 573C
 Giglio, Erin, 542B
 Gilboa, Lilach, 152*, 839B
 Gildor, Boaz, 238A
 Gillespie, Emily L., 623B
 Gillies, Shane, 321C
 Gilliland, William, 321C*, 323B
 Gilly, Quentin, 426C
 Gim, Byung Soo, 155
 Gingras, Anne-Claude, 140
 Gingras, Robert M., 826A
 Girardot, Charles, 27, 46, 47
 Gleason, Tara, 814A
 Glenday, Peter, 371B
 Gligorov, Dragan, 644B
 Gloss, Andrew, 521B*
 Gluscencova, Oxana, 404B
 Gocha, Tenzin, 29
 Gold, Beth, 11, 587B
 Goldfinger, Valentina, 124
 Golding, Ido, 881B
 Goldstein, Lawrence S. B., 2
 Golic, Kent, 305B, 393C
 Gomez, Karina E., 543C*
 Gomez-Alcala, Pilar, 31
 Gomez-Lamarca, Maria J., 294C*
 Gompel, Nicolas, 448A
 Gonzales, Erin D., 418A*
 Gonzalez, Jacob M., 836B*
 Goodchild, Jake, 387C
 Goode, Bruce L., 176B
 Goode, Scott, 389B
 Gopalakrishnan, Akila, 391A*
 Gorczyca, Michael, 58
 Gordon, Hannah B., 419B*
 Gosavi, Ujwala, 580A
 Goto, Satoshi, 37
 Gou, Kemian, 184A
 Goud, Bruno, 255C
 Goupil, Géraldine, 131
 Gouzi, Jean Y., 388A
 Graba, Yacine, 707B
 Graham, Brett, 689B
 Graham, Patricia, 577A
 Grant, Gregory, 587B
 Grant, Paaqua, 213C
 Graves, Hillary K., 209B*
 Graze, Rita, 500B, 514A
 Graze, Rita M., 497B, 512B*
 Green, Hannah, 101
 Greenberg, Lina, 271A
 Greer, Christina, 361A
 Greer, Elisabeth R., 274A*
 Grenier, Jennifer K., 105
 Grice, Stuart J., 420C*
 Griffen, Ann, 589A
 Grimm, Oliver, 268A
 Groen, Christopher, 182B
 Gross, Julia, 273C
 Gross, Julia C., 100*
 Grossman, Rona, 266B*
 Groudine, Mark, 376A
 Grubbs, Nathaniel, 88
 Gu, Qun, 55
 Gu, Tingting, 82, 341B, 349A*
 Guarilia, Bethany, 265A
 Gubitosi, Nicholas, 675C

Speaker and Author Index

Guha-Gilford, Ciaran,	278B
Guichet, Antoine,	177C
Guillemette, Shawna,	194B
Guillermo Wiesinger, Adriana,	226A
Guittard, Émilie,	131
Gunawardena, Shermali,	2*, 436A, 680B*, 680B, 681C, 862A*, 862A
Gupta, Paromita,	560B*
Gupta, Tarun,	23
Gursky, Vitaly,	884B
Gururaja Rao, Shubha,	359B
Gurvis, Chelsea,	675C
Gusella, James,	442A
Gushiken, Takuma,	662B
Guss, Kirsten,	675C
Gustafson, E. Hilary,	46
Guzman, Alejandra,	601A*
Gvozdev, Vladimir A.,	352A
Gyruicza, Mercedes,	322A

H

Ha, Nati,	30
Habib, Ishtiaq,	736A
Hackney, Jennifer,	722B*
Haddad, Gabriel G.,	401B
Haddad, Nick,	508A
Haden, Thomas N.,	556A
Haefke, Lyndsie,	453C
Haenfler, Jill,	159C*
Hahn, Matthew W.,	491B, 493A
Hails, Fiona,	83
Hain, Daniel,	211A
Halachmi, Naomi,	198C
Halder, Georg,	147, 209B
Hale, Terri,	174C*
Hales, Karen G.,	584B, 586A
Halfon, Marc S.,	776B*
Hall, Sonia,	125*
Hallal, Dana,	472A
Hallberg, Bengt,	193A
Hallson, Graham,	350B*
Halme, Adrian,	144, 749B
Halow, Jessica,	376A
Haltiwanger, Robert,	235A
Halvensleben, Heather,	855C
Hamaratoglu, Fisun,	878B*
Hammad, Loubna A.,	126
Hammonds, A.,	599B
Hampel, Stefanie,	Plenary Session
Han, Violet C.,	170B
Han, Zhe,	150
Hanes, Katelin,	316A
Hang, Saiyu,	777C*
Hanlon, Caitlin D.,	227B*
Hannon, Gregory,	587B
Hannusa, Marie,	872B
Harbison, Susan T.,	530B
Harden, Nicholas,	43, 691A
Hardin, Aaron,	513C*
Hardy, Eve,	561C*
Harmar, Anthony J.,	390C
Harrison, Douglas,	220A
Harrison, Andrew,	327C
Harrison, Chris,	127, 815B
Harrison, Douglas,	216C, 437B
Harrison, Douglas A.,	218B
Harshman, Lawrence,	498C*
Harte, Peter,	375C, 377B

Hartl, Daniel,	502A
Hartl, Tom,	343A
Hartley, Paul S.,	390C
Hartman, Bridget,	669C
Hartmann, Britta,	718A
Harvanek, Zachary M.,	74
Hasan, Gaiti,	626B
Haskins, Ryan M.,	453C*
Hassel, Christiane,	60
Hatini, Victor,	271A, 716B
Hatori, Ryo,	160A*, 662B
Haueter, Claire,	655A
Hauter, Claire,	689B
Hawley, R.,	Plenary Session
Hayashi, Shigeo,	151
He, Bin,	400A*, 792C
He, Bing,	365B
He, Li,	Plenary Session
Healy, Lindsey,	727A*, 732C
Heck, Margarete MS,	390C
Heck, Margarete M. S.,	359B
Hediger Niessen, Monika,	879C
Hedlund, Ludmilla,	267C
Heffer, Alison,	454A*
Heinrich, Ralf,	616A
Heinrichsen, Eri Lynn T.,	401B*
Helfand, Stephen,	351C, 755B
Helfand, Stephen L.,	358A
Henderson, Laura,	338B
Henricksen, Kieran R.,	274A
Henikoff, Jorja,	376A
Henikoff, Steven,	376A
Henry, William,	805A, 806B
Henz, Stefan R.,	30
Herman, Hildegard,	510C
Hernandez, Blanca,	751A
Hernandez de Madrid, Beatriz,	271A*
Hernandez Vargas, René,	811A
Herrera, Jose E.,	651C*
Hershberg, Ruth,	109
Hess-Homeier, David,	23
Hiatt, Mary Alice,	81, 523A
Hiesinger, P. Robin,	215B
Higgins, Michael L.,	778A*
Higley, Matt,	188B
Hillenmeyer, Sara,	358A
Hiller, Mark,	762C
Hipfner, David,	566B
Hirabayashi, Susumu,	19*
Hirata, Taku,	24
Hirpa, Delnessaw,	436A
Hirsh, J.,	611B
Hirsh, Jay,	54
Ho, Yu-Huei,	178A, 232A*
Hoehn, Kenneth B.,	482B*
Hoekstra, Luke,	503B
Hoermann, Astrid,	779B*
Hohl, Amber M.,	340A*
Hoi, Charlene,	251B*
Holderbaum, L.,	134, 865A
Hollebakken, Robert E.,	350B
Holloway, David M.,	715A
Holmbeck, Marissa A.,	728B*
Holmgren, Robert,	202A, 205A
Holtzman, Stacy L.,	135
Holub, Nataliya,	421A
Holub, Olena,	421A*
Honda, Barry M.,	350B
Hong, Seung-Hyun,	621C
Hong, Xiaojing,	855C*
Honig, Barry,	31

Speaker and Author Index

Hoover, Benjamin,	891C
Hopson, Marquise,	439A
Horabin, Jamila,	759C
Horend, Jenny,	226A
Horn, Thomas,	133
Horne-Badovinac, Sally,	102*, 171C, 546C
Horner, Michael,	Plenary Session
Hosamani, Ravikumar,	822C
Hoshizaki, D.,	599B
Hosono, Chie,	210C*
Houle, David,	491B, 533B
Hoxha, Sany,	719B*
Hrizo, Stacy,	422B*
Hrizo, Stacy L.,	417C
Hsiao, Hui-Yi,	764B*
Hsiao, Kuangfu,	328A
Hsieh, Chien-Ping,	429C
Hsieh, Emily,	483C*
Hsu, Hwei-Jan,	45, 838A
Hsu, Jui-Chou,	178A, 232A
Hsu, Tun-Chieh,	306C*
Hu, C.,	134
Hu, Claire Y.,	426C
Hu, Fengyuan,	861C
Hu, Jack,	819C
Hu, Tina,	484A*
Hu, Wanqi,	455B*
Hu, Y.,	865A
Hu, Zhen,	498C
Hua, Brian,	292A*
Huang, Darren,	26
Huang, Hsiao-Yu,	299B
Huang, Hsin-Yi,	221B
Huang, Xiao,	370A*
Huang, Yan Chang,	686B
Huang, Yi-Chun,	579C*
Huang, Yu Fen,	666C*
Huber, Wolfgang,	133
Hughes, S.,	611B
Hugosson, Fredrik,	267C*
Humphrey, Rachel,	194B
Humphreys, Gregory B.,	103*, 188B
Hung, Ruei-Jiun,	8*
Hurtado, Ryan,	205A
Hurtado, Ryan R.,	202A*
Husain, Zahabiya,	456C*, 472A, 650B
Hutchinson, Katie M.,	663C*
Hutton, Joshua,	417C
Hwang, Grace H.,	830B*
Hwang, Richard,	56
Hwang, Yiharn,	584B*
H. Yoder, John,	786C

I

Iacobucci, Gary,	681C*, 862A
Iagovitina, Antonina,	875B
Iampietro, Carole,	94
Iche-Torres, Magali,	746B
Iché-Torres, Magali,	54
Igaki, Tatsushi,	332B
Igboin, Christina,	589A*
Iguchi, Shinya,	58
Ihry, Robert,	802A*
Iida, Hironao,	662B
Iizumi, Yusuke,	831C
Ikura, Mitsuhiko,	1
Ile, Kristina E.,	124
Ilyin, Yurii V.,	797B

Imano, Takao,	325A
Imboywa, Selina,	431B
Inaba, Mayu,	842B*
Inamdar, Arati,	407B
Inamdar, Arati A.,	438C*
Inamdar, Maneesha S.,	837C
Ip, Kuhn,	712A
Ip, Tony,	14
Ireland, Jill,	791B
Irvine, Ken,	317B
Irvine, Kenneth,	261C
Isaji, Mamiko,	810C*
Ishihara, Keisuke,	875B
Ishio, Akira,	233B*, 662B
Ishiyama, Noboru,	1
Islam, Abul,	756C, 812B
Islam, Abul B. M. M. K.,	61
Isley, Garth,	886A
Ismat, Afshan,	195C*
Ito, Kei,	58
Ito, Naoto,	442A
Itoh, Masanobu,	710B*
Itou, Tamiko,	662B
Ivey, Lauren,	584B
Iwema, Thomas,	252C

J

Ja, William,	719B
Jackowska, Magdalena,	650B
Jacobs, Conor,	23
Jacobsson, Linn,	796A
Jacquier, Caroline,	95
Jaeger, Johannes,	115*, 779B
Jaeger, Yogi,	457A
Jafar-Nejad, Hamed,	235A
Jaffery, Hussain,	226A
Jahanshahi, Maryam,	328A*
Jaiswal, Manish,	689B
Jaiswal, Richa,	176B
Jameel, Nader,	135
James, Anna,	870C*
Jang, Wijeong,	427A, 647B*
Janiszewski, Michal M.,	359B*
Janssens, Derek H.,	832A*
Janssens, Hilde,	779B
Janukavicius, Patrick,	627C
Jaramillo, Carmelita,	711C
Jarman, Andrew P.,	686B
Jasper, Heinrich,	67, 650B, 847A
Jaszczak, Jacob,	749B*
J. Auld, Vanessa,	197B
Jaynes, James B.,	366C
J. Baranski, Thomas,	402C
Jeffreys, Charlotte A.,	443B
Jenkins, Victoria Kathryn,	562A*
Jennens, Joanna,	732C
Jenny, Andreas,	275B*, 328A
Jenny, Fabian H.,	879C*
Jensen, Jennifer,	Plenary Session
Jensen, Kurt,	423C*, 428B, 497B
Jernigan, Cameron,	762C
Jevtic, Milica,	189C, 718A
Jha, Aashish R.,	522C*
Ji, Shuiwang,	849C
Ji, Shuqing,	355A
Jia, Dongyu,	234C*
Jia, Hongge,	206B
Jia, Jianhang,	204C, 206B

Speaker and Author Index

Jiang, Angela,	891C
Jiang, Fangfang,	251B
Jiang, Jin,	148, 204C
Jiang, L.,	134, 865A
Jiang, Nan,	351C*, 358A
Jiang, Pengyao,	400A
Jiang, Tony,	891C
Jimenez, Eva,	457A*
Jiménez, Gerardo,	266B
Jin, Ahrum,	298A*
Jinadu, Samiat,	588C
Jindra, Marek,	252C*, 458B*
Jocelyn, McDonald,	228C
Jogerst, Kristen,	378C
Johansson, Anna-Mia,	345C
Johnson, Aaron N.,	555C*, 556A*
Johnson, D.,	889A
Johnson, Diana,	213C
Johnson, Erik C.,	623B, 629B, 890B
Johnson, Justine E.,	368B
Johnson, Karyn N.,	606C*
Johnson, Sarah,	417C
Johnson, Wayne A.,	635B*
Johnston, Robert,	764B
Jones, C.,	889A
Jones, Dean,	439A
Jones, Gabriel,	788B
Jones, Jeffery,	472A
Jones, Olivia E.,	807C*
Jones, Richard,	374B
Jones, Tiffani A.,	570C*
Jones-Rhoades, Matthew,	530B
Joseph, Ben,	891C
Joseph, Sonya,	501C
Joshi, Meghana,	781A
Jourjine, Nicholas,	73, 535A
Jovanic, Tihana,	645C
Joyce, Eric,	65*
Jud, Molly,	103
Jud, Molly C.,	188B*
Jukam, Dave,	764B
Jülicher, Frank,	86
Jumpo-Lucioni, Patricia P.,	439A*
Jump, Zachary,	270C
Jung, Yookyung,	877A
Jung, Youngsook L.,	82, 341B

K

Kachman, Stephen,	498C
Kacsoh, Balint Z.,	459C*, 474C, 590B*
Kaczynski, Tadeusz J.,	680B
Kadlec, L.,	889A
Kadlec, Lisa,	265A
Kadrmás, Julie L.,	175A*
Kagey, Jacob Daniel,	335B*
Kahali, Bhaskar,	701B, 706A
Kai, Toshie,	153
Kaido, Masako,	678C
Kajla, Babita,	528C*, 534C
Kalderimis, Alex,	861C, 864C
Kale, Ashutosh,	85
Kalifa, Yossi,	577A
Kalra, Bhawna,	753C
Kaminskaya, Alena,	632B
Kanai, Maiko,	239B
Kanca, Oguz,	222C, 853A*
Kanchanawatee, Krieng,	591C*
Kane, Daniel P.,	290B

Kang, Min-Ji,	313A, 789C*
Kang, Min Jung,	680B
Kang, Ping,	68
Kango-Sing, Madhuri,	147
Kango-Singh, Madhuri,	89, 316A, 318C
Kanke, Matt,	91*
Kanodia, Jitendra S.,	697A, 712A
Kao, Joyce,	511A
Kao, Ling-Rong,	142
Kapahi, Pankaj,	136
Kaplan, Tommy,	52
Karch, François,	644B
Karine, Moineau-Vallée,	94
Karpen, Gary,	348C, 357C
Karpen, Gary H.,	341B
Karr, Julie E.,	790A*
Karr, Timothy,	494B
Karty, Jonathan A.,	126
Kaschube, Matthias,	3
Kaspar, Petra,	30
Kassis, Judith,	772A
Kataoka, Hiroshi,	131
Katzav, Shulamit,	119
Kaufman, Thomas C.,	135
Kaur, Amandeep,	430A
Kawa, Daniella,	174C
Kazimiers, Tom,	872B
Kearse, Michael,	791B*
Keebaugh, Erin S.,	592A*
Kelley, Richard,	850A
Kennedy, Cameron,	348C, 357C
Kennison, James A.,	78*
Kephart, Ellen,	861C
Keränen, Soile V. E.,	499A*, 856A*
Kern, Andrew,	492C
Kerr, Rex,	57
Keshishyan, Tatevik,	301A*
Key, S. Catherine S.,	293B*
Keys, Brendan J.,	730A
Khadilkar, Rohan J.,	837C*
Khan, George F.,	17
Khan, Zia,	3
Khanna, Arjun R.,	891C
Kharazmi, Jasmine,	808A*
Kharchenko, Peter V.,	358A
Khasa, Harshit,	588C
Khodary, Rabab,	286A*
Khorasanizadeh, Sepideh,	353B
Kilby, J.,	611B
Kim, Ae-Kyeong,	621C
Kim, Ah-Ram,	51, 792C*
Kim, Changsoo,	427A, 647B, 648C
Kim, Dowhan,	789C
Kim, Goheun,	91, 793A*
Kim, Inho,	350B
Kim, Jiyoung,	427A
Kim, Jung,	253A*
Kim, Michael,	664A
Kim, Michael D.,	85, 714C
Kim, Nam Chul,	424A*
Kim, Seung K.,	700A
Kim, Sunwoo,	647B, 648C*
Kim, Yongsok,	771C
Kim, Yoosik,	268A, 697A, 713B*, 875B*
Kim, Young-Jun,	688A*
Kimbrell, D.,	599B*
Kimbrell, Deborah,	603C
Kincaid, Kelsey,	616A
Kindlmann, Gordon L.,	553A
King-Jones, Kirst,	391A
Kingston, Robert,	79

Speaker and Author Index

Kirov, Nikoai,.....	29	Kuroda, Mitzi I.,.....	341B
Kisiel, Marta,.....	652A*	Kuzin, Alexander,.....	677B, 770B, 833B
Kitamoto, Toshihiro,.....	625A, 630C	Kuznicki, Michelle L.,.....	862A
Kittler, Ralf,.....	116	Kwak, Hojoong,.....	355A
Klaczko, Louis B.,.....	596B	Kwak, Su-Jin,.....	621C
Klaczko, Louis Bernad,.....	445A	Kwok, Ben,.....	394A
Klambt, Christian,.....	38		
Klein, Adam,.....	62	L	
Klein, Jason,.....	891C	Lafarge, Marie-Céline,.....	16
Klein, Michael W.,.....	365B	LaFever, Kimberly,.....	200B
Kleinhesselink, K.,.....	599B	LaFever, Leesa,.....	828C, 844A
Klenov, Mikhail S.,.....	352A*	Lafont, René,.....	131
Klepsatel, Peter,.....	721A, 739A*	Lai, Chun-Ming,.....	838A*
Klipfèll, Elizabeth,.....	214A	Lai, Eric C.,.....	278B
Kloehn, A.,.....	599B	Lai, Zhi-Chun,.....	250A
Klusza, Stephen M.,.....	80*	Lakis, Dorothy,.....	669C
Knee, Jose M.,.....	866B*	Lakshmi, Girija,.....	788B
Knott, Simon,.....	614B	Lalevee, Nathalie,.....	746B
Knowles, David W.,.....	499A, 856A	Lalouette, Alexis,.....	231C
Knust, Elisabeth,.....	161B	Lam, Geanette,.....	Plenary Session
Kodama, Lay,.....	638B	Lambhod, Chanderkala,.....	528C, 534C
Kofler, Robert,.....	516C	Lammerding, Jan,.....	441C
Kokan, NP,.....	889A	Lampe, David J.,.....	892A
Kokyuryo, Akihiko,.....	325A	Landis, Gary,.....	Plenary Session
Kolahgar, Golnar,.....	315C*	Landsberg, Katharina,.....	86
Kolba, Nikolai J.,.....	720C	Landy, Kathryn,.....	322A*
Kolipinski, Marysia,.....	136	Lang, Michael,.....	131
Komori, Hideyuki,.....	832A	Langlands, Alistair J.,.....	211A*
Kondo, S.,.....	134, 865A	Langley, Charles H.,.....	110, 515B
Kondo, Takefumi,.....	151*	Langley, Sasha,.....	348C
Kong, Ying,.....	346A	Lao, Tingjia,.....	471C
Konikoff, Charlotte E.,.....	507C	Lapoint, Rick,.....	521B
Konopova, Barbora,.....	458B	Larracuate, Amanda M.,.....	485B*
Kopp, Arytom,.....	536B	Larsson, Jan,.....	345C, 794B
Kornberg, Thomas B.,.....	Plenary Session*	Lasko, Paul,.....	818B
Kornbluth, Sally,.....	304A	Lavrov, Sergey A.,.....	352A
Korniliev, Pavel,.....	539B	Lavrynenko, Oksana,.....	740B*
Korth, Matthew,.....	471C	Lawal, Hakeem O.,.....	53*
Kosterman, Andrew,.....	862A	Lawrence, Faye,.....	526A
Kovács, Levente,.....	307A*	Lawrie, David S.,.....	109*
Kowanda, Michelle A.,.....	818B*	Laws, Kaitlin,.....	828C, 844A*
Koya, S. Kiran,.....	346A*	Lazzaro, Brian P.,.....	539B, 600C
Kozlov, Konstantin,.....	884B	L. Clark, Nathan,.....	355A
Krantz, David E.,.....	53	Le, Phuong Thao,.....	329B*
Krause, Henry,.....	94, 819C	Le, Viet,.....	104*
Kravitz, Edward,.....	607A	Leach, Megan,.....	88*
Kreitman, Martin,.....	116, 400A, 522C, 792C	Leads, Rachel,.....	604A
Kretzschmar, Doris,.....	409A, 413B, 416B	Leal, Paulo,.....	330C*
Krieger, Charles,.....	691A	Leal, Sandra,.....	685A
Krivy, Kate,.....	66	Leatherman, Judith,.....	Plenary Session
Krudewig, Alice,.....	38	Le Borgne, Roland,.....	5
Ku, Hui-Yu,.....	705C*	LeBorgne, Roland,.....	101
Kuang, Chaoyuan,.....	159C, 308B*	le Clerc, Philippe,.....	255C*
Kuchel, George,.....	752B	Lecourtois, Magalie,.....	425B*
Kucherenko, Mariya M.,.....	254B*	Lecuyer, Eric,.....	94*
Kudlaty, Elizabeth,.....	224B	Lécuyer, Eric,.....	818B
Kulkarni, Vani,.....	837C	Le Droguen, Pierre-Marie,.....	177C*
Kulpa, Matthew,.....	650B	Lee, Cheng-Yu,.....	159C, 308B, 832A, 835A
Kumar, Deepak,.....	685A	Lee, Chi-Hon,.....	833B
Kumar, Rajiv,.....	862A	Lee, Grace Y. C.,.....	110*
Kumar, Sudha R.,.....	276C*	Lee, Jack J.,.....	92*
Kumar, Sudhir,.....	848B, 849C	Lee, Ji Inn,.....	781A*
Kumari, Veena,.....	Plenary Session	Lee, Kyu-Sun,.....	621C*
Kumichel, Alexandra,.....	161B*	Lee, Seung-Kyu,.....	214A
Kundu, Mukta,.....	677B, 770B	Lee, Tom V.,.....	235A*
Kundu, Mukta R.,.....	833B*	Lee, Wendy,.....	704B
Kunttas-Tatli, Ezgi,.....	179B	Lee, Yuan-Ming,.....	548B, 667A*
Kunttas Tatli, Ezgi,.....	176B*	Lehmann, Kjong,.....	511A
Kuntz, Steven G.,.....	460A*		
Kuo, Damian,.....	603C		
Kurata, Jessica S.,.....	780C*		

Speaker and Author Index

Lehmann, Michael,.....	310A
Lehtovaara, Anne,.....	527B
Leimkühler, Silke,.....	725B
Leips, Jeff,.....	108, 525C, 529A
Lemke, Steffen,.....	461B*
Lemon, David J.,.....	256A*
Lempradl, Adelheid,.....	75
Lengil, Tamar,.....	839B*
Lennox, Ashley,.....	196A*
Leonardi, Jessica,.....	235A
Leopold, Pierre,.....	70
Leptin, Maria,.....	47
Lerner, David,.....	102
Lesko, Alyssa,.....	316A
Letsou, Anthea,.....	103, 188B, 190A
Letsou, Anthea, PhD,.....	419B
Leung, Aileen,.....	301A
Levine, Mia,.....	81*
Levine, Michael,.....	883A
Lewellyn, Lindsay K.,.....	546C*
Lewis, Benjamin,.....	673A
Lewis, Suzanna,.....	861C
Leys, Eugene,.....	589A
L. Fink, Jill,.....	402C
Li, Hua-Bing,.....	77*
Li, Josepher,.....	789C
Li, Patrick W.-L.,.....	136*
Li, Shuang,.....	204C
Li, Taosui,.....	350B
Li, Wei,.....	314B
Li, Xiao-Yong,.....	52, 513C
Li, Xin,.....	33
Li, Yan,.....	761B, 765C*
Li, Yihan,.....	495C
Li, Yu-Chiao,.....	178A
Li, Yue,.....	613A
Li, Zhihuan,.....	337A
Liang, Bill,.....	439A
Liang, Hsiao-Lan,.....	29*, 697A, 809B
Liang, Liang,.....	37, 324C*
Liang, Shanshan,.....	150
Liaw, Gwo-Jen,.....	803B*
Lieb, Jason D.,.....	137
Lightfield, Karla L.,.....	10, 593B*
Lim, Bomyi,.....	697A*
Limanovich, Shiran,.....	119
Lin, Andrea,.....	578B
Lin, Chiao-Ming,.....	178A*
Lin, Haifan,.....	44, 370A, 563B, 836B
Lin, Pei-Yi,.....	178A
Lin, Tzu-Yang,.....	833B
Lin, Yong Qi,.....	655A, 689B
Lin, Zhen-Yuan,.....	140
Linz, David M.,.....	462C*
Little, Shawn C.,.....	92
Littleton, Aimee J.,.....	486C*
Liu, Bo,.....	309C*
Liu, Chang,.....	631A*
Liu, Jianghong,.....	433A
Liu, Ji-Long,.....	184A, 242B, 816C
Liu, Jilong,.....	420C
Liu, Ji-long,.....	168C
Liu, Jun,.....	362B
Liu, L.,.....	865A
Liu, Li,.....	563B*
Liu, LP,.....	134
Liu, Mengying,.....	360C*
Liu, Min,.....	375C
Liu, Na,.....	44, 563B
Liu, Peng,.....	31
Liu, Qili,.....	638B*
Liu, Raymond,.....	7
Liu, Sha,.....	638B
Liu, Sili,.....	236B*
Liu, Xingyin,.....	361A*
Liu, Yajuan,.....	206B
Liu, Yanling,.....	310A
Liu, Yuzhong,.....	734B
Liu, Ze (Cindy),.....	257B*
Liu, Zhaohui,.....	417C
Llopart, Ana,.....	540C, 544A*
Lloyd, Amy,.....	479B
Lloyd, Paul,.....	861C
Loake, Gary,.....	591C
Locke, Melissa N.,.....	368B
Loehlin, David,.....	463A*
Lohmann, Ingrid,.....	30
Lone, Shahnaz,.....	638B
Long, Daniel,.....	417C, 422B
Long, Manyuan,.....	Plenary Session*, 107, 489C, 494B
Longo, Catherine,.....	88
Longworth, Michelle,.....	367A*
Lopatto, D.,.....	889A
Lopes, António,.....	860B
Lopes, Francisco J. P.,.....	694A, 715A
Lopez-Bigas, Nuria,.....	756C
López-Bigas, Núria,.....	61, 812B
Lopiano, Kenny,.....	500B
Lord, Pat C.,.....	890B*
Losick, Vicki P.,.....	145*
Lott, Susan,.....	52
Lott, Susan E.,.....	487A*
Lou, Yann-Ru,.....	609C
Louie, Alexander,.....	594C*
Loya, Carlos,.....	36
Lu, Hang,.....	697A
Lu, Jin-Yu (Jim),.....	383B*
Lu, Qiuheng,.....	162C*
Lu, Xiangyi,.....	744C*
Luan, Qing,.....	464B*
Lubczyk, Christina M.,.....	164B
Lucaci, Anita,.....	371B
Luckett-Chastain, Lerin,.....	690C
Ludwig, Michael,.....	51, 116, 400A, 792C
Ludwig, Michael Z.,.....	135
Lue, Chia-Hua,.....	529A*
Lun, Desmond S.,.....	712A
Lundberg, Lina E.,.....	794B*
Luo, Hong,.....	661A*
Luo, Jingchuan,.....	Plenary Session
Luo, Liqun,.....	37
Luque, Carlos M.,.....	119
Luschnig, Stefan,.....	552C
Luscombe, Nick,.....	886A
Lyman, Rachel A.,.....	530B*
Lyman, Richard,.....	526A
Lyman, Richard F.,.....	530B
Lynch, Michael,.....	491B
Lyne, Mike,.....	864C
Lyne, Rachel,.....	861C, 864C
Lyra, Mariana L.,.....	596B
M	
Ma, Junjie,.....	498C
Ma, Lijia,.....	783C, 868A
Macdonald, Paul,.....	91, 793A
Macdonald, Stuart,.....	531C
MacIntosh, Gustavo,.....	447C
Mackay, Trudy,.....	526A, 882C

Speaker and Author Index

Mackay, Trudy F.,	608B	McCartney, Brooke,	179B
Mackay, Trudy F. C.,	17, 530B, 538A, 737B, 876C, 880A	McCartney, Brooke M.,	176B
Mackey, Shannon R.,	807C	McCoy, Connor,	81
Maeda, Reo,	160A	McCoy, Darcy,	102
Maeda, Robert K.,	644B	McCutchan, Michael E.,	848B*
Maeda, Takahiro,	662B	McDermott, Jacqueline E.,	730A
Magwire, Michael,	108, 526A	McDermott, John,	140
Magwire, Michael M.,	17, 737B, 876C, 880A	McDermott, Scott,	378C
Mahadevaraju, Sharvani,	757A*	McDonald, Jocelyn A.,	224B
Mahaffey, James,	88	McElvany, B.,	134, 865A
Maher, Robert,	388A	McElvany, Benjamin,	426C
Maimon, Iris,	152	McGregor, Kelly M.,	262A
Main, Bradley J.,	514A*	McIntyre, Lauren,	476B, 480C, 514A, 614B
Majot, Adam,	701B, 706A*	McIntyre, Lauren M.,	497B, 500B*, 512B
Majumdar, Neena,	588C	McKay, Daniel J.,	137*
Majumder, Pralay,	228C*	McKee, Bruce,	141
Malat, Jaclyn,	670A	McKim, Kim,	322A, 326B, 327C
Malik, Harmit,	81, 467B, 483C, 523A	McKim, Kim S.,	565A
Malik, Harmit S.,	486C	Mclaurin, Justin D.,	297C*
Malik, Jitendra,	856A	McLean, Janna,	582C
Malone, John,	795C	McLean, Peter,	122*
Malone, John H.,	465C	McNeil, Casey,	531C*
Manak, John,	809B	McNeil, G.,	889A
Manak, J. Robert,	21, 29, 378C, 855C	McNeil, Gerard,	817A
Mani, Sneha,	563B	McNeill, Elizabeth M.,	36*
Mann, Richard,	Opening General Session, 31, 783C	McNeill, Helen,	90, 258C, 263B, 336C
Mann, Richard S.,	642C	McQuibban, G. Angus,	90
Manna, Dipak,	337A	McVey, Mitch,	290B*
Manson-Bishop, Claire J.,	649A*	Mechael, Rami,	576C
Mansour, Sarah,	315C	Megraw, Timothy,	142*, 246C, 319A
Manu, Manu,	116*	Mehanzel, Filmon,	53
Marada, Suresh,	203B*	Mei, Constance,	26
Marcu, Oana,	822C	Meiklejohn, Colin D.,	488B*
Marelja, Zvonimir,	725B	Meisel, Richard P.,	465C*
Marianne, Malartre,	119	Meller, Victoria,	346A, 347B, 850A
Mariotta, Luca,	879C	Mellone, Barbara,	523A
Márka, Szabolcs,	642C	Mena, Wilson,	636C
Marmion, Rob,	189C*	Mendes, César S.,	642C*
Maroja, Luana S.,	887B	Mendez, Deanna L.,	353B*
Marquez, Eladio,	533B	Mendez, Sean,	405C
Marr, David,	265A	Mendoza-Ortiz, Miguel,	676A*
Marrone, April K.,	22*	Menezes, Bianca F.,	532A*
Martin, Adam C.,	6*	Meng, Tzu-Ching,	269B
Martin, Tara,	886A	Menon, Debashish,	347B*
Martin, Tara L.,	28*	Merabet, Samir,	707B
Martin-Bermudo, María D.,	294C	Merritt, Thomas,	787A
Martin-Bermudo, María D.,	119	Merritt, Thomas J. S.,	118, 866B
Martinez, Carlos,	51*, 792C	Messer, Philipp W.,	109
Martins, Ayana B.,	596B	Metpally, Raghu,	855C
Maruyama, Rika,	568A	Metzstein, Mark,	820A
Mason, Frank M.,	6	Metzstein, Mark M.,	96, 570C, 821B
Mason, James M.,	289A*, 372C	Mezey, Jason G.,	539B
Masoner, Venessa,	154	Michelson, Alan,	771C
Matakatsu, Hitoshi,	163A*	Michiewicz, Monique,	680B
Matera, A. Gregory,	444C	Micklem, Gos,	861C, 864C
Matsen, Frederick,	81	Miguel, Laetitia,	425B
Matsuda, Rho,	210C	Miguel-Aliaga, Irene,	656B
Matsumoto, Kenjiroo,	662B*	Mika, Katelyn,	501C*
Matsuno, Kenji,	160A, 233B, 239B, 662B	Milan, Neil F.,	474C
Matsuo, Takashi,	519C	Miles, Cecelia,	400A, 522C
Matsuzaki, Fumio,	687C	Miller, A.,	134, 865A
Matt, Sutton,	331A*	Miller, Paige,	520A
Matthews, Thomas,	588C	Milyaev, Nestor,	641B
Matthys, Erin,	727A	Minakhina, Svetlana,	97*, 561C, 843C
Matunis, Erika,	Plenary Session	Minami, Ryunosuke,	325A
Matunis, Erika L.,	42	Minervino, Caroline,	448A
Matute, Daniel R.,	130*	Mino, Rosa,	430A
Matzkin, Luciano,	131	Minoda, Aki,	341B
Mauthner, Stephanie,	56*	Miriyala, Ganeshkumar,	486C
Mauvezin, Caroline C.,	750C*	Miserey-Lenkei, Stephanie,	255C
McCall, Kim,	62, 301A, 302B, 562A, 567C	Mishra, Abhinava,	237C

Speaker and Author Index

Nuzhdin, Sergey, 476B, 511A, 514A
 Nuzhdin, Sergey V., 480C, 497B, 500B, 512B
 Nye, Jessica, 533B
 Nystul, Todd, 43, 845B
 Nystul, Todd G., 840C

O

Oberg, Ann, 500B
 Oberg, Ann L., 497B
 Obniski, Rebecca, 578B
 O'Brien, Joselle, 616A
 OBrien, Katherine, 132
 O'Brien, Katherine, 509B
 O'Connor, Michael, 726C
 Ocorr, Karen, 392B
 Odenwald, Ward F., 677B, 770B, 833B
 O'Donnell, Janis, 407B, 442A
 Ogden, Stacey, 203B
 Ogden, Stacey K., 201C
 Oh, Karen, 566B
 Oh, Myungsuk, 648C
 Ohsawa, Shizue, 332B*
 Ohta, Nao, 687C
 Ohyama, Tomoko, 57*, 645C
 O. Ishikawa, Hiroyuki, 233B
 Okajima, Tetsuya, 233B
 O'Kane, Cahir, 641B
 Okano, Hideyuki, 37
 Okegbe, Tishina, Plenary Session
 Okulski, Helena, 75
 Okumura, Takashi, 160A
 Oliver, Brian, 795C
 Olivo-Marin, Jean-Christophe, 95
 Olson, Emily R., 278B
 Olson, Eric N., 555C, 556A
 O-Neil, Adam, 174C
 O'Neill, Ryan S., 466A*
 Onorati, Maria Cristina, 76*
 Orenic, Teresa, 781A
 Orgogozo, Virginie, 131*
 Orr-Weaver, Terry, 292A, 295A
 Orsak, Thomas, 72
 Ortiz, Carlos, 479B
 Osborne, Sheree E., 606C
 Ossowski, Stephan, 30
 Ostapenko, Alexander D., 766A*
 Osterfield, Miriam, 117*
 Ostojic, Ivan, 74
 Ostrow, Bruce, 572B
 Osumi-Sutherland, David, 641B
 Ota, Chloe, 539B
 Ouyang, Jessica, 203B
 Ovcharenko, Ivan, 771C
 Overend, Gayle, 248B
 Oyang, J. Xiaoxi, 201C

P

Paces, Magdalena M., 790A
 Padash-Barmchi, Mojgan, 197B*
 Padmanaban, Varsha, 576C
 Padmanabha, Divya, 761B
 Paetkau, DW, 889A
 Pagarigan, Krystle, 387C
 Pagel, Tori, 684C
 Page-McCaw, Andrea, 200B

Pai, Tsung-Pin, 59*
 Paik, Wonbeom, 321C, 323B
 Pak, Chi, 8
 Pál, Margit, 307A
 Palacios-Muñoz, Angelina, 612C*
 Palanker Musselman, Laura, 402C*
 Paliwal, Nidhi, 406A
 Palladino, Michael, 422B
 Palladino, Michael J., 417C, 729C
 Palm, Wilhelm, Plenary Session, 71*
 Palmer, Billy, 80
 Palmer, Lucy, 277A*
 Palmer, Ruth, 193A
 Palmer, Ruth H., 267C
 Pan, Cheng, 849C
 Panaitiu, Alexandra, 616A
 Pancratov, Raluca, 278B
 Panok, Lena, 884B*
 Papagiannouli, Fani, 30
 Papatsenko, Dimitri, 875B
 Papoulas, Ophelia, 288C
 Parag, Bhatt, 671B
 Paranjape, Neha P., 362B*
 Parida, Mrutyunjaya, 378C
 Parikh, Roshni, 788B
 Parilla, Megan, 369C
 Paris, Mathilde, 52*
 Park, Peter J., 341B, 358A
 Park, Sangbin, 700A*
 Park, Soo-Young, 400A
 Parkash, Ravi, 528C, 534C, 753C
 Parker, J., 599B
 Parkhurst, Susan, 376A
 Parkhurst, Susan M., 7, 229A, 240C
 Paroush, Ze'ev, 266B
 Pasierb, Brittany, 479B
 Pastor-Pareja, Jose C., 383B
 Pasyukova, Elena G., 767B
 Patel, Hinaben, 276C
 Patel, Maulik R., 486C
 Patel, Meghna, 472A
 Patterson, Kristin D., 854B*
 Pavoni, Nickodemo, 479B
 Payalina, Tatyana, 632B
 Payne, Stephanie, 852C
 Pearman, Krista, 742A
 Pearson, Joseph C., 782B*
 Peeden, Emily R., 542B
 Peifer, Mark, 64, 280A
 Pek, Jun Wei, 153*
 Peláez, Nicolás, 112*
 Peled, Sivan, 20
 Pellikka, Milena, 1, 165C*
 Pence, Laramie, 154
 Peng, Felix, 278B*
 Peng, Jamy C., 44*
 Penn, Jill, 607A
 Pentzold, Constanze, 86
 Percival-Smith, Anthony, 708C
 Perea, Daniel, 656B*
 Perez, Barbara, 863B*
 Perez, Franck, 255C
 Perez Gonzalez, Alexis, 46
 Perinthottathil, Sreejith, 427A*
 Perkins, L., 865A
 Perkins, LA, 134*
 Perrimon, N., 134, 865A
 Perrimon, Norbert, 69, 167B, 426C, 550A
 Perrin, Laurent, 746B
 Perry, Dustin W., 218B*
 Perry, Marc, 861C

Speaker and Author Index

Perry, Michael,	883A
Perry, Rebecca J.,	629B*
Perusse, Joelle,	868A
Peters, Nathaniel C.,	571A*
Petersen, Andrew,	18*
Peterson, April,	174C
Peterson, Jeanne,	301A
Peterson, Jeanne S.,	302B*
Petrie, Alison,	576C
Petrisko, Tiffany,	88
Petrov, Dmitri,	509B
Petrov, Dmitri A.,	109
Petrucelli, Emily,	625A*
Pfister, Katherine,	144
Pfleger, Cathie,	328A
Phadnis, Nitin,	467B*, 483C
Pham, Lily,	891C
Piazza, Nicole,	732C
Pichaud, Franck,	166A
Pick, Leslie,	452B, 454A
Piddini, Eugenia,	315C
Pile, Lori,	364A
Pile, Lori A.,	360C, 363C*
Pineda, Santiago,	392B*
Pines, Mary,	4, 199A
Pinto, Belinda S.,	829A
Pirrota, Vincenzo,	77, 341B
Pirruccello, Michelle,	383B
Pitchers, William R.,	533B*
Pitrone, Peter,	858C
Pitsouli, Chrysoula,	550A*
Pletcher, Scott,	724A
Pletcher, Scott D.,	74, 734B
Poirier, Enzo,	315C
Pokrywka, Nancy J.,	180C*
Polen, Michael J.,	720C*
Polevoy, Gordon,	208A
Pollock, John A.,	892A*
Polychronidou, Maria,	30*
Pool, John E.,	515B*
Pope, Christopher R.,	741C*
Popenko, Vladimir I.,	797B
Popescu, Octavian,	307A
Popliker, Malka,	152
Popovic, David,	607A*
Porges, Illana,	539B
Poulton, John,	64*, 579C
Poulton, John S.,	280A
Powell, Lynn M.,	686B*
Pradhan, Tirthadipa,	279C*
Prasad, Paras N.,	862A
Praveen, Kavita,	444C*
Presgraves, Daven C.,	485B, 488B
Price, Regan,	181A*
Pritchett, Tracy,	62
Pronobis, Mira I.,	280A*
Pronovost, Stephen M.,	175A
Proshakov, Prohor A.,	518B
Prud'homme, Benjamin,	129*, 448A
Puli, Oorvashi Roy G.,	699C*
Pulupa, Joan,	564C
Pun, Par B.,	668B*
Pushel, Irina,	113
Pyfrom, Sarah C.,	586A
Pyrowolakis, George,	189C, 773B, 878B
Pyrowolakis, Giorgos,	718A
Pyrtel, Khateriaa,	321C

Q

Qi, Suozhi,	60
Qi, Xiao,	832A
Qi, Yumin,	763A
Quelle, Dawn E.,	807C
Quijano, Janine,	698B
Quine, Sally,	226A
Quiocho, Florante A.,	215B

R

Rabinow, Leonard,	202A, 795C*
Radford, Sarah,	327C*
Radford, Sarah J.,	565A
Raetzer, Jenny,	30
Raff, Jordan W.,	142
Raftery, Laurel,	114
Raguso, Robert,	609C
Rahme, Laurence,	9
Rain, Jean-Christophe,	255C
Raj, Nitin,	806B
Rajan, Akhila,	69*
Rajavasireddy, Satyaki P.,	355A*
Rajendra, T. K.,	444C
Raley-Susman, Kathleen M.,	180C
Ramanoudjame, Christophe,	679A
Ramel, Damien,	119, 121
Ramirez, Olga,	751A
Ramniwas, Seema,	534C*
Ramos, Patricia,	751A*
Rana, Nadia,	235A
Rand, David M.,	73*, 535A*, 728B
Randklev, S.,	134, 865A
Rasmuson-Lestander, Åsa,	796A
Rast, Timothy,	521B
Ratcliffe, Melissa,	188B
Ratkovic, Srdjana,	336C*
Ravbar, Primoz,	Plenary Session
Ravisankar, Padmapriyadarshini,	468C*
Rawling, Louise Rebecca,	371B*
Rawlins, Bridgette,	788B
Rawson, Joel,	394A
Ray, Anandasankar,	608B
Reaves, Denise K.,	440B*
Rebay, Ilaria,	48, 112, 249C, 251B, 758B
Reddy, Hemakumar M.,	372C*
Ree, Brandy C.,	310A*
Reed, Laura,	405C
Reed, Sara,	807C
Reenan, Robert,	752B
Reeve, Simon,	641B
Regruto, Lindsay,	173B
Reichelt, Michael,	521B
Reimels, Theresa,	385A*
Reinitz, John,	51, 792C, 884B
Reiter, Lawrence,	654C
Rembold, Martina,	47*
Renault, Andrew D.,	124*
Renkawitz-Pohl, Renate,	170B
Renna, Maria,	752B
Reppert, Steven,	Plenary Session*
Rera, Michael,	746B
Rest, Joshua,	51
Reube, William,	634A
Reubens, Michael C.,	356B*
Reuter, Rolf,	223A

Speaker and Author Index

Reyes De la Torre, Alejandro,	403A*
Reynaud, Enrique A.,	296B
Reynaud Garza, Enrique,	811A
Reynolds, Lauren A.,	469A*
Richmond, Todd,	855C
Riddell, Andy,	46
Riddle, Nicole C.,	82, 341B*
Riesgo-Escovar, Juan,	403A, 676A
Riggs, Blake,	286A
Riggs PhD, Blake,	297C
Riley, Todd,	31
Rincon-Arano, Hector,	376A*
Rincon-limas, Diego,	428B
Rincon-Limas, Diego,	408C, 423C, 435C, 651C, 863B
Rincon-Limas, Diego E.,	497B
Ringrose, Leonie,	75*
Rivera-Pomar, Rolando,	311B*
Roberts, David M.,	280A
Robinson, Breckyn,	399C
Robinson, Matthew C.,	490A*
Rodenfels, Jonathan,	740B
Rodesch, Matthew,	855C
Rodriguez, Janel,	759C*
Rodriguez-Mesa, Evelyn,	229A
Rogers, Rebekah L.,	106*
Rogina, Blanka,	752B*
Rohs, Remo,	31
Roland, Bartholomew P.,	729C*
Rollins, Janet,	560B
Rollins, Sarah,	719B
Roman, Gregg W.,	649A
Romanov, Denis A.,	518B
Romero, Michael,	24
Rondon, J. Alex,	186C
Rong, Yikang,	290B, 344B
Röper, Jens-Christian,	86
Rosario, Juan Bautista,	709A*
Rosbash, Michael,	613A
Rosenfeld, Robyn,	90, 258C*
Rosin, Leah,	523A
Ross, Benjamin,	523A*
Ross, Jermaine,	677B*, 770B
Rothwell, Amy,	226A
Rottschaefer, Susan M.,	539B
Rübel, Oliver,	499A
Rubinstein, Clifford D.,	617B*
Rudenko, Andrey,	371B
Rudnicki, Olivia,	301A
Rudolph, Timothy,	720C, 826A
Ruge, Frank,	75
Ruggero, James G.,	565A*
Rule, Gordon,	179B
Rundle, Howard D.,	542B
Rushlow, Christine,	29, 809B
Rushlow, Christine A.,	697A
Rutter, Jared,	72
Ruvinsky, Ilya,	868A
Ruzanov, Peter,	861C
Rybina, Olga Y.,	767B*
Rymond, Brian,	437B
Rynearson, Shawn,	96
Rynes, Jan,	252C
Ryoo, Hyung Don,	313A, 789C
Ryu, Young Hee,	91
Rzeczniczak, Teresa,	118*

S

Saadin, Afsoon,	219C*
Sabin, Leah,	587B
Sachan, Nalani,	237C*
Sacks, Lita,	180C
Sackton, Timothy,	502A*
Sagner, Andreas,	872B
Saha, Nirmalya,	364A*
Sahai-Hernandez, Pankaj G.,	840C*
Sakata, Rumi,	325A
Saleem, Sehresh,	618C*
Salgado, João,	860B
Salzberg, Adi,	198C*
Samakovlis, Christos,	210C
Sambrani, Nagraj,	468C, 707B
Samelson, Monica,	588C
Samilo, Dane,	183C
Sampaio, Julio,	71, 740B
Samson, Marie-Laure,	795C
Sanchez, Jonatan,	408C
Sanchez, Victoria M.,	268A*
Sanchez Diaz, Ivan,	811A*
Sanchez-Garcia, Jonatan,	428B*, 497B
Sánchez-Herrero, Ernesto,	707B
Sandilos, Joanna,	214A
Sandmann, Thomas,	133, 461B
Sandoval, Hector,	689B*
Sandstrom, David,	55
Sang, Tzu-Kang,	429C*
Santana, Juan,	378C*
Santhanam, Abirami,	269B*
Santiago, Ivan J.,	430A*
Sanyal, Subhabrata,	682A, 754A
Sarkar, Debaki,	580A
Sarpal, Ritu,	1
Sarro, Joseph,	386B*
Sarthi, Jessica,	633C*
Sartori, Sienna M.,	259A*
Sasamura, Takeshi,	233B, 239B, 662B
Sasikala-Appukuttan, Arun,	464B
Sasikala-Appukuttan, Arun K.,	650B*
Sass, Georgette,	572B*
Sassu, Eric D.,	730A*
Sato, Brian,	93, 183C
Sato, Keiji,	793A
Sato, Makoto,	678C
Sato, Takuya,	831C
Sato, Yoshitaka,	332B
Saucedo, Leslie J.,	387C*
Saville, K.,	889A
Savvateeva-Popova, Elena,	632B
Sawada, Akiko,	710B
Sawyer, Jessica,	Plenary Session
Sayal, Rupinder,	113*
Scacheri, Peter,	377B
Schaefer, Martin,	30
Schaeffer, Stephen,	495C
Schatoff, Emma,	653B*
Schedl, Paul,	577A
Schejter, Eyal D.,	238A*, 768C
Schell, John,	72
Schenkel, Claire,	567C
Scherzer-Attali, Roni,	20
Schiabor, Kelly M.,	639C*
Schielzeth, Holger,	527B
Schinaman, Joseph,	453C, 619A*
Schindelin, Johannes,	858C
Schlenke, Todd,	524B

Speaker and Author Index

Schlenke, Todd A.,	13, 459C, 474C*, 590B, 592A
Schloetterer, Christian W.,	138*, 516C*
Schlötterer, Christian,	739A
Schmaus, Gerald,	75
Schmidt, Paul,	132, 509B
Schmucker, Dietmar,	35
Schneider, David,	593B, 594C, 595A, 598A, 601A
Schneider, David S.,	10
Schneider-Mizell, Casey,	871A
Schönherr, Christina,	193A
Schottenfeld, Jodi,	551B*
Schramm, Katharina,	521B
Schrider, Daniel R.,	491B*
Schroeder, Molly C.,	147*
Schueft, Corinna,	879C
Schulman, Victoria K.,	149*
Schulz, Robert A.,	39
Schüpbach, Trudi,	117
Schuster, Andrew,	367A
Schwartz, Nicholas U.,	643A*
Schweiguth, François,	157A
Scott, Matthew,	343A
Scott, Robert,	55
Scroggs, Reese,	654C*
Seay, Daniel,	Plenary Session
Sebastian, Sujith,	248B
Secombe, Julie,	361A
Sedghifar, Alisa,	517A*
Seeds, Andrew M.,	Plenary Session
Segal, Daniel,	20*
Sekine, Sayaka,	37*
Sellanes Parodi, Carolina,	609C
Sen, Aditya,	834C*
Senergin, Hasene Basak,	75
Sentmanat, Monica,	82
Seoane, Kimberley,	333C*
Serpe, Mihaela,	688A
Serrano Negron, Yazmin L.,	876C
Serysheva, Ekatherina,	275B
Sethi, Maya,	235A
Seto, Takahiro,	662B
Sexton, Travis R.,	218B
Shaffer, Chris D.,	354C
Shah, Shital,	326B
Shaltiel-Karyo, Ronit,	20
Shanku, Alexander,	492C*
Sharbrough, Joel,	540C
Sharma, Arun,	891C
Sharma, Kavita,	608B
Sharma, Vineeta,	528C, 753C*
Shcherbata, Halyna R.,	22, 254B, 799A
Shelly, Spencer S.,	11
Sheng, Zhentao,	303C
Sherrard, Kristin,	212B*
Shestkin, Tatyana,	266B
Shevchenko, Andrej,	740B
Shi, Qing,	204C*
Shiao, Shin-Hong,	281B*
Shilo, Ben-Zion,	238A, 768C
Shimaoka, Syusuke,	662B
Shingleton, Alexander W.,	451A, 470B, 537C, 738C
Shirkey, Stephanie,	736A
Shiu, Ren-Huei,	429C
Shogren-Knaak, Michael A.,	339C
Short, Sarah M.,	600C*
Shorter, John R.,	608B*
Shoue, Douglas A.,	39
Shrestha, Om K.,	441C*
Shrivastava, Anura,	456C
Shulman, Joshua M.,	431B*
Shusterman, Michael,	290B
Shvartsman, Stanislav,	117
Shvartsman, Stanislav Y.,	697A, 713B, 773B, 875B
Shvartsman, Stas,	268A
Shwartz, Arkadi,	768C*
Siddiq, Mohammad,	503B*
Sidik, Saima,	627C
Sieber, Matt,	731B
Sieber, Matthew,	Plenary Session
Siefert, Matthew,	658A, 669C*
Signor, Sarah A.,	536B*
Silber, Joel,	231C
Silver Key, Catherine S.,	440B
Silver Key, SC,	889A
Simcox, Amanda A.,	98
Simich, Michael,	776B
Simmons, Andrew,	174C
Simmons, Todd,	669C
Simonette, Rebecca A.,	673A
Simpson, Julie H.,	Plenary Session*
Sinclair, Donald A. R.,	350B
Sing, Anson,	90*
Singh, Amit,	89, 316A, 699C
Singh, Nadia,	508A
Singh, Nadia D.,	490A
Singhal, Rishi,	213C*
Sinsimer, Kristina S.,	92
Sirohi, Neha,	720C
Siswick, Mayte,	184A
Sitnik, Jessica L.,	644B*
Siu, Michael,	140
Sivachenko, Anna,	613A*
Sivachenko, Anna, PhD,	419B
Sivanantharajah, Lovesha,	708C*
Siwanovicz, Igor,	631A
Sjögren, Camilla,	267C
Skeath, James,	675C
Skottheim Honn, John,	796A*
Slattery, Matthew,	31*, 135, 783C*, 868A
Slawson-Tempel, Elizabeth E.,	354C
Sledd, Maggie,	205A*
Sloan, Roketa,	293B
Small, Stephen,	695B
Small, Steve,	26
Smallwood, T.,	599B
Smibert, Peter,	278B
Smith, Andrew,	514A
Smith, Kristen,	293B
Smith, Laila,	579C
Smith, Lee A.,	736A*
Smith, Richard,	861C, 864C
Smith, S.,	889A
Smith, Sheryl,	479B
Smukowski, Caiti,	504C*
Smykal, Vlastimil,	458B
Smythe, Elizabeth,	120
Snouffer, Ashley,	323B*
Snow-Smith, Maryonne,	293B
Soares, Danny,	752B
Soares, Lorena,	185B
Sokac, Anna,	881B
Sokolova, Olesya A.,	352A
Somer, Rebecca,	Plenary Session
Somer, Rebecca A.,	731B*
Song, Kyung Han,	595A*
Sonnenschein, Anne,	717C*
Soofian, Ala,	486C
Sopko, R.,	134, 865A
Sorge, Sebastian,	30
Sorokina, Svetlana Y.,	518B*
Soshnev, Alexey A.,	365B
Sotillos, Sol,	449B

Speaker and Author Index

Soto, Felipe,.....	111
Souaiaia, Tade,.....	511A
Sousa, Ricardo J.,.....	384C
Sousa-Neves, Rui,.....	453C, 619A
Spahn, Philipp,.....	223A*
Spana, Eric P.,.....	891C*
Speldewinde, Shaun,.....	226A
Spencer, Susan,.....	192C
Sperry, G. Elizabeth,.....	813C*
Spina, Elizabeth,.....	2
Spirohn, Kerstin,.....	747C
Spirov, Alexander V.,.....	715A*
Spokony, Rebecca,.....	868A
Spokony, Rebecca F.,.....	135*, 766A
Spracklen, Andrew,.....	182B
Spradling, Allan,.....	382A, 564C, 745A
Spradling, Allan C.,.....	145
Sprenger, Frank,.....	285C
Springhorn, Alexander,.....	718A*
Sridhar, Sruthipriya,.....	622A*
Srinivasan, Sankaranarayanan,.....	215B
Staber, Cynthia,.....	752B
Stagg, Stephanie B.,.....	32
Staller, Max V.,.....	873C*
Stamm, J.,.....	889A
Stamm, Joyce,.....	479B
Stark, Alexander,.....	47
Starz-Gaiano, Michelle,.....	217A, 219C, 846C*
Stein, Lincoln,.....	861C
Steinhauer, Josefa,.....	99*
Steinhauer, Josepha,.....	282C
Stenberg, Per,.....	794B
Stepan, Radek,.....	861C
Stépan, Radek,.....	864C
Stepanik, Vince,.....	176B
Stevens, Kristian A.,.....	515B
Stevens, Traci,.....	174C
Steward, Ruth,.....	97, 561C, 843C*
Stewart, Andrew D.,.....	520A
Stewart, Bryan,.....	652A
Stewart, Daniel,.....	201C, 203B
Stillwell, R. Craig,.....	537C*
Stinchfield, Michael,.....	698B
Stine, Rachel R.,.....	42*
Stinson, E. O.,.....	861C
St. Johnston, Daniel,.....	143
St. Laurent, Robyn,.....	432C*
Stone, Eric,.....	882C
Stone, Eric A.,.....	490A
Stopher-Mitchell, Ryan,.....	742A*
Stork, Tobias,.....	38
Stoutt, William R.,.....	191B
Strickland, Casi,.....	356B
Stronach, Beth,.....	196A, 260B*
Struffi, Paolo,.....	26
Stuart, David T.,.....	285C
Stuchul, Kimberly,.....	729C
Sturgeon, Kendra,.....	197B
Sturgill, David,.....	795C
Su, Ming-Tsan,.....	306C
Su, Xin,.....	88
Su, Ying,.....	375C
Suchy, Sarah,.....	868A
Suissa, Yaron,.....	87, 577A
Suisse, Annabelle Y. T.,.....	282C*
Sujkowski, Alyson Louise,.....	732C*
Sullivan, Julie,.....	861C, 864C*
Sullivan, William,.....	604A
Sultan, Abdel-Rahman Sayed,.....	804C*
Sun, Gongping,.....	261C*
Sun, Henry,.....	705C
Sun, Jianjun,.....	745A*
Sun, Xia,.....	795C
Sun, Y. Henry,.....	665B, 666C, 667A
Sun, Yi Henry,.....	548B, 668B
Sun, Yujia,.....	29
Sungail, Joseph,.....	616A
Sunkel, Claudio E.,.....	384C
Suo, Bangxia,.....	581B
Suresh, Marada,.....	201C
Surkova, Svetlana,.....	884B
Suryadevara, Carter,.....	891C
Suzuki, Emiko,.....	239B
Suzuki, Takumi,.....	678C*
Swalla, Billie J.,.....	507C
Swan, Andrew,.....	284B, 287B, 576C
Swanson, Christina,.....	293B
Swanson, Eli M.,.....	451A
Swarup, Sharan,.....	279C
Swarup, Shilpa,.....	538A*, 622A
Sweeney, Nicholas,.....	265A
Sweezy, Mark,.....	616A
Swenson, Joel,.....	348C, 357C*
Swierczynska, Marta,.....	Plenary Session
Swim, Megan,.....	342C*
Syed, Mubarak Hussain,.....	38*
Syomin, Boris V.,.....	797B*
Syring, Kristen E.,.....	807C
Syrzycka, Monika,.....	350B
Sztepanacz, Jacqueline,.....	542B
Szuperak, Milan,.....	573C*
T	
Tabor, Crystal L.,.....	17
Tafelmeyer, Petra,.....	255C
Taghert, Paul H.,.....	610A
Taher, Leila,.....	771C
Taipan, Jemma,.....	301A
Takahasi, K. Ryo,.....	519C
Takaki, Keiko,.....	252C
Takano-Shimizu, Toshiyuki,.....	519C*
Takayama, Rie,.....	678C
Talbert, Matthew,.....	733A
Talon, Brian,.....	736A
Tamir, Hadas,.....	397A*
Tamir, Tigist,.....	578B
Tamori, Yoichiro,.....	234C
Tan, Julie,.....	566B*
Tan, Kai,.....	365B
Tan, Leonard,.....	616A
Tan, William,.....	561C
Tan, Ying,.....	299B
Tanaka-Matakatsu, Miho,.....	760A*
Tanda, Soichi,.....	181A
Tanentzapf, Guy,.....	4, 199A*
Tang, Ho Lam,.....	Plenary Session
Tang, Lingfeng,.....	220A*
Tang, Sheng (Jimmy),.....	343A*
Taniguchi, Kiichiro,.....	325A*
Taniguchi, Kiichio,.....	160A
Tanimoto, Hiromu,.....	631A
Tanner, Bertrand,.....	615C
Tanner, Elizabeth,.....	301A
Tansey, Terese,.....	771C
Tao, Chunyao,.....	147
Tao, R.,.....	134, 865A
Tarayrah, Lama,.....	41
Tardi, Nicholas J.,.....	857B*
Tare, Meghana,.....	89*

Speaker and Author Index

Tarr, Ellen D.,	870C
Tatar, Marc,	68, 621C
Tavaré, Simon,	Plenary Session
Taylor, Eleanor,	381C
Taylor, Eric,	72
Taylor, J. Paul,	424A
Taylor, K.,	599B
Taylor, Sarah,	226A
Tennessee, Jason,	Plenary Session
Tennessee, Jason M.,	723C
Tepass, Ulrich,	1, 165C
Terhzaz, Selim,	248B
Terman, Jonathan,	8, 657C
Tessier, Charles,	386B
Testa, Nicholas D.,	470B*
Thiberge, Stephan Y.,	92
Thiel, Katharina,	337A
Thiemann, Dylan,	441C
Thomas, Andrew H.,	339C
Thomas, Graham,	214A*
Thomas, Mary,	14
Thomassin, Hélène,	95
Thomenius, Michael,	304A
Thompson, Aaron C.,	540C
Thomson, M.,	599B
Thornton, Kevin,	484A
Thornton, Kevin R.,	106
Thummel, Carl,	731B
Thummel, Carl S.,	Plenary Session*, 72, 723C
Tian, Aiguo,	148, 186C
Tie, Feng,	375C, 377B*
Timmerman, Christina,	682A*
Timmons, Allison,	62, 567C*
Ting, Chau-Ti,	506B, 585C*
Tinkerhess, Martin,	727A, 732C
Titlow, Josh,	437B
Tobias, Ethan,	351C
Tobler, Raymond,	138
Toder, Moran,	198C
Todi, Sokol V.,	262A*
Tokusumi, Tsuyoshi,	39*
Tokusumi, Yumiko,	39
Tolstorukov, Michael Y.,	341B
Tomancak, Pavel,	858C*, 872B
Tomlinson, Andrew,	276C
Tomoyasu, Yoshinori,	450C, 462C, 468C, 471C*
Tononi, Giulio,	640A
Toomey, Michelle E.,	505A*
Tootle, Tina,	182B*
Tootoonian, Sina,	646A
Toral, Marcus,	300C, 658A
Toups, Melissa A.,	493A*
Tower, John,	Plenary Session*
Tracey, W. Daniel,	56, 643A
Tran, Nancy,	698B
Tran, Thu H.,	144*
Trautman, Jon,	851B
Treisman, Jessica,	99
Treisman, Jessica E.,	282C
Trendeleva, Tatjana A.,	797B
Tricoire, Herve,	746B*
Trinh, Irene,	404B*
Tripathy, Ratna,	124
Triphan, Tilman,	409A
Troutwine, Benjamin R.,	380B*
Truman, James,	57
Truscott, Mary,	61, 812B*
Tsai, Amy,	691A
Tsai, Yu-Chen,	221B*
Tsaur, Shun-Chern,	585C
Tsechenakis, Gavriil,	85, 714C

Tsou, Wei-ling,	262A
Tu, Pang-hsien,	434B
Tu, Zhijian,	455B, 763A
Tung, Shir-Fan,	506B*
Turner, Thomas L.,	520A*
Twoogor, Mike,	6

U

Ueda, Atsushi,	21
Ueda, Hitoshi,	804C
Ulmschneider, Kiri,	825C
Umfress, Allison,	891C
Umulis, David,	114, 877A
Unckless, Robert L.,	539B*
Unhavaithaya, Yingdee,	295A*
Upadhyai, Priyanka,	49*
Urbansky, Silvia,	461B
Urwyler, Olivier,	35

V

Vaishnavi, Aria,	568A
Vaisman, Diego,	311B
Valentine, Meagan,	158B
Valilis, Nikolaos A.,	891C
Valim, Henrique,	333C
VanBerkum, Mark F.,	472A*
van de Hoef, Diana L.,	230B
Vander Vliet, Marc,	852C
Vanlandingham, Phillip,	690C*
VanOeveren, Sarah,	572B
Van Vactor, David,	36
Varadarajan, Ramya,	285C
Vargas, Eric,	841A
Varshney, Gaurav,	193A
Vasavan, Biju,	287B*
Vassao, Daniel,	521B
Vaughn, Jack,	788B
Vaughn, Jack C.,	827B
Vazquez-Pianzola, M. Paula,	311B
Venkatesh, Tadmiri,	653B
Venkatesh, Tadmiri R.,	430A
Venken, Koen J. T.,	135
Ventura, Iuri M.,	596B*
Veraksa, Alexey,	14
Verboon, Jeffrey M.,	7*
Verghese, Shilpi,	316A, 318C*
Verheyen, Esther,	146, 279C, 703A, 704B
Verheyen, Esther M.,	758B
Vermaak, Danielle,	81, 523A
Verni, Fiammetta,	63
Vibrantovski, Maria,	494B*
Victorsen, Alec,	112, 135
Vielemeyer, Ole,	255C
Vigoreaux, Jim,	194B, 615C
Vigoreaux, Jim O.,	111*
Villalta, Jacqueline,	52
Villalta, Jacqueline E.,	487A
Vinayak, P.,	611B
Vinay Pandey, Ram,	516C
Vincent, Ben,	886A*
Vincent, Jean-Paul,	101, 277A
Vishal, Kumar,	270C*
Visnovska, Martina,	138
Vitalini, Michael W.,	339C
Vivekanand, Pavithra,	670A*

Speaker and Author Index

Vlachos, Stephanie,	43*
Vogt, Katja L.,	120*
Volk, Talila,	397A
von Kalm, L.,	599B
von Kalm, Laurence,	259A
Voutev, Roumen,	783C
Voytas, Daniel F.,	851B
Vrailas-Mortimer, Alysia D.,	754A*
Vu, Kristie,	891C
Vuong, Linh Thuong,	283A*

W

Waghmare, Indrayani,	316A*
Waghray, Meg,	Plenary Session
Wagner, Bethany L.,	586A*
Wakabayashi-Ito, Noriko,	442A*
Wali, Aminah,	213C
Walker, James A.,	388A*
Wallace, Nneka,	321C
Wallrath, Lori L.,	339C, 441C, 807C
Walska, Joanna,	814A
Walther, Rhian F.,	166A*
Wang, Dan,	692B
Wang, Dong,	215B*
Wang, Hongbin,	661A
Wang, Hung-Cheng,	411C
Wang, Jun,	494B
Wang, Luan,	398B*
Wang, Qifu,	692B
Wang, Sidney,	825C*
Wang, Simon,	691A*
Wang, Wei,	784A*, 786C
Wang, Wen,	446B
Wang, Xiaobo,	Plenary Session, 121
Wang, Xiaofeng,	94
Wang, Xiaoxi,	200B*
Wang, Xiaoyue,	874A*, 885C
Wang, Yan,	123*, 170B, 380B
Wang, Yiwen,	841A
Wang, Yu-Chiun,	3*
Wang, Zhaohui,	581B
Wang, Zhipeng,	597C
Ward, Robert,	125, 330C
Ware, Vassie,	791B
Warren, Michelle E.,	826A
Warrick, John M.,	412A
Wassarman, David,	18
Waterson, Michael J.,	74*
Watnick, Paula Ivonne,	597C*
Watson, Joseph D.,	32*, 782B
Watts, James J.,	7, 229A*
Wawersik, M.,	889A
Wawersik, Matthew J.,	578B*
Wayne, Marta,	514A
Wayne, Marta L.,	512B
Webber, Jemma L.,	48*, 800B
Weber, Allison L.,	17*
Wei, Ho-Chun,	208A
Wei, Kevin H. C.,	373A*
Wei, Yiliang,	805A*, 806B
Weichler, Kara,	173B
Welch, Elaine,	62
Welte, Michael,	397A
Welte, Michael A.,	337A*
Wen, Ying,	444C
Wen, Yuhui,	664A*
Wendi, Neckameyer,	671B
Weng, Katherine A.,	443B*

Wentzell, Jill,	413B
Werren, John,	463A
Wesolowska, Natalia,	344B*
Wessells, Robert,	727A, 732C
Wharton, Kristi,	104, 185B, 225C, 679A
Whitaker, Rachel E.,	755B*
White, Benjamin,	58
White, Brooke E.,	542B
White, Kevin,	51, 112, 116, 489C, 783C, 868A, 874A
White, Kevin P.,	135, 522C, 553A, 766A, 885C
White, Kristin,	299B, 304A
Whiteman, Noah,	521B
Wickersheim, Michelle,	127, 815B
Wickremesinghe, Priyan,	358A
Widmann, Thomas,	86
Wieschhaus, Eric,	3, 117, 268A
Wieschhaus, Eric F.,	92
Wigington, Callie,	395B
Wijsekera, Thilini P.,	620B*
Wilber, Eli,	891C
Wilber, John,	669C
Wilczynski, Bartek,	46
Wilhelm, James E.,	183C*
Wilhelm, Jim,	93
Wilk, Ronit,	208A, 819C*
Williamson, W. Ryan,	215B
Wingert, Lindsey,	Plenary Session, 554B*
Wirtz-Peitz, Frederik,	167B*
Wise, Alexandria,	653B
Wo, Luyi,	495C*
Wolfner, Mariana,	644B
Wolfner, Mariana F.,	247A, 600C, 617B
Wolter, Franziska,	411C
Wong, Terrence,	179B
Wood, Jason G.,	358A*
Wood, Margaret,	762C
Woodfield, Sarah E.,	209B
Wotton, Karl,	115
Wotton, Karl R.,	457A
Wright, O'Neil,	407B
Wu, Chun-Fang,	21
Wu, Heng,	657C
Wu, Jane,	433A
Wu, Mark,	638B
Wu, Ming,	383B
Wu, Pei-Hsuan,	798C*, 810C
Wu, Ting,	65, 340A
Wu, Xiaorong,	602B
Wu, Yujane,	170B
Wunderlich, Zeba,	28, 785B*, 873C, 886A

X

Xia, Ruohan,	206B*
Xiao, Hui,	12*
Xiao, Qi,	835A*
Xie, Heng,	393C*
Xie, Xie,	814A*
Xing, Liuqing,	778A
Xiong, Bo,	689B
Xiong, Wenjun,	251B
Xu, Heng,	881B*
Xu, Jie,	11, 587B*
Xu, Tian,	383B
Xu, Wenjian,	14*
Xu, Zhe,	26*

Speaker and Author Index

Y

Yacoub, Nancy,	814A
Yakoby, Nir,	189C, 256A, 712A
Yakushev, Evgeny Y.,	352A
Yamada, Kenta,	239B
Yamada-Mabuchi, Megumu,	299B
Yamakawa, Tomoko,	233B, 239B*, 662B
Yamamoto, Akihiko,	737B
Yamamoto, Shinya,	689B
Yamamoto-Hino, Miki,	37
Yamashita, Yukiko,	842B
Yamazaki, Yasuo,	193A*
Yan, Dong,	167B
Yan, Rihui,	141*
Yan, Shun,	786C*
Yang, Ge,	2
Yang, Jr-Shiuan,	278B
Yang, Mengxue,	433A*
Yang, Sheng-An,	45*
Yang, Yunyi,	453C, 683B*
Yang-Zhou, D.,	134, 865A*
Yang-Zhou, Donghui,	426C
Yao, Chi-Kuang,	655A*, 689B
Yasunaga, Ari,	11
Yates, John,	824B
Yatsenko, Andriy S.,	799A*
Ye, Honggang,	400A
Ye, Jieping,	849C
Ye, Xin,	250A
Yee, Stephanie,	818B
Yeh, Po-An,	434B*
Yenerall, Paul,	496A*
Yeom, Eunbyul,	674B*
Yeung, Kelvin,	263B*
Yin, Jerry,	630C
Yin, Jerry C.-P.,	418A
Yoder, Christine,	815B
Yoder, John,	784A
Yong, Chin Sern,	306C
Yonker, Rachel,	675C
Yoon, Jimok,	657C*
Yorimitsu, Takeshi,	699C
Yoshihara, Motojiro,	58*
Yoshiura, Shigeki,	687C*
Yoshiyama-Yanagawa, Takuji,	131
Young, Helen,	226A
Young, Linda,	500B
Y. Tastan, Omur,	184A*
Yu, Kweon,	621C
Yu, Liping,	441C
Yu, Wendou,	Plenary Session
Yu, Yaxun V.,	397A
Yuan, H.,	889A
Yuan, Lei,	849C*
Yucel, Gozde,	695B
Yue, Tao,	148*

Z

Zakharov, Gennady,	632B
Zebia, Jennifer,	868A
Zeidler, Martin P.,	120
Zein, Rami,	472A
Zeitlinger, Julia,	186C
Zeng, Victor,	575B
Zeng, Xiangpei,	405C*
Zervos, Ashley,	634A*
Zha, Zheng,	861C
Zhai, Grace,	664A
Zhan, Mei,	697A
Zhang, Bing,	680B, 688A, 690C
Zhang, Bingqing,	60*
Zhang, Can,	312C*
Zhang, Delong,	877A
Zhang, Huadi,	180C
Zhang, Huamei,	557B
Zhang, Jie,	48, 800B
Zhang, Junzheng,	375C
Zhang, Ke,	689B
Zhang, Liang,	805A, 806B*
Zhang, Longze,	847A*
Zhang, Tianyi,	303C*
Zhang, Yan,	428B, 435C*, 863B
Zhang, Yong,	489C
Zhang, Yongqing,	692B
Zhang, Yue,	446B
Zhao, Li,	446B*
Zhao, Lu,	692B*
Zhao, Min,	389B*
Zhao, Ruoping,	446B
Zhao, Shaowei,	581B
Zhao, Ying,	150
Zhao, Yunpo,	795C
Zheng, Li,	727A, 732C
Zheng, Qi,	Plenary Session, 841A*
Zhong, Lixian,	643A
Zhou, Jun,	264C*
Zhou, L.,	889A
Zhou, Lei,	309C, 312C
Zhou, Leming,	496A
Zhou, Qi,	446B
Zhou, Rui,	587B
Zhou, Shanshan,	882C*
Zhou, Tianyin,	31
Zhu, Alan,	375C
Zhu, Lei,	73, 535A
Zhu, Li,	433A
Zhuang, Xiaowei,	139
Ziafazeli, Tahereh,	752B
Ziauddin, Junaid,	598A*
Zimmerman, Sandra G.,	574A*
Zinzen, Robert,	47
Zinzen, Robert P.,	46*
Ziv, Oren,	87
Zlatic, Marta,	57, 645C*
Zolali-Meybodi, Omid,	722B
Zong, Yan,	685A
Zraly, Claudia B.,	369C, 379A*
Zuniga, Alfredo,	684C*
Zurita, Mario E.,	296B
Zwenger, Monika,	441C
Zycovich, Artem,	136

Keyword Index

The following index is composed of keywords selected by presenting authors from a list in the Conference Call for Abstracts. Abstract program numbers follow each keyword.

Cell biology & signal transduction

AUTOPHAGY

253A

autophagy

244A 245B

BMP signaling

104

BMP, EGFR, oogenesis, signal coordination

256A

cell polarity

3 5 124 157A 158B 159C 160A 161B 162C 163A 164B 165C 166A 167B

cell-cell signaling

257B

CTP synthase

242B

cytoplasmic phosphatase

249C

cytoskeleton

6 7 8 168C 169A 170B 171C 172A 173B 174C 175A 176B 177C 178A 179B 180C 181A 182B 183C 184A

datf3

264C

dpp

103 185B 186C 187A 188B 189C 190A

endocytosis

120 191B 192C 193A

epithelia

248B

ER stress

247A

extracellular matrix/cell adhesion

1 4 123 125 194B 195C 196A 197B 198C 199A 200B

eyes absent

251B

fat signaling

258C

hedgehog

201C 202A 203B 204C 205A 206B

hippo

261C

hippo; akt/pbk

250A

intercellular communication

122

intracellular transport

2 207C 208A 209B 210C 211A 212B 213C 214A 215B

JAK/STAT

216C 217A 218B 219C 220A 221B

juvenile hormone

252C

juvenile hormone signaling

243C

kinase

260B

live imaging

222C 223A

microRNA

254B

migration

119 121 224B 225C 226A 227B 228C 229A

mitochondria

246C

mitochondria PCP

90

notch

230B 231C 232A 233B 234C 235A 236B 237C 238A 239B

planar polarity, chip on chip

263B

protein interaction mapping

255C

receptor tyrosine kinase/phosphatase

98 99 265A 266B 267C 268A 269B 270C

rho gtpases

271A

secretion

102

septate junctions

241A

serine protease

259A

ubiquitin-dependent pathways

262A

wingless

100 101 272B 273C 274A 275B 276C 277A 278B 279C 280A 281B 282C 283A

wound healing

240C

Keyword Index

Cell cycle and checkpoints

APC
284B

cell cycle
296B

checkpoint
64 285C 286A 287B

chromosome dynamics
65

developmental modulation
66 288C 289A

DNA repair
290B

DNA replication
291C 292A 293B

endocycle
294C 295A

histone variants
63

microtubules/er/cyclin
297C

Cell death

autophagy
298A

cell death control
310A

death mutants/genes
299B 300C 301A 302B 303C

deubiquitylating enzymes
307A

engulfment
62

epigenetics
312C

IAP antagonists
309C

mitochondria, apoptosis
304A

novel cell death
308B

TBP
306C

telomere
305B

transcriptional regulation
60 61 313A

translational control
311B

Cell division and growth control

cell competition
147 314B 315C 316A

cell growth
317B 318C

centrosome
142 319A

meiosis
141 320B 321C 322A 323B

mitosis
324C 325A

spindles and motors
143 326B 327C

tissue growth
146 148 328A 329B 330C 331A 332B 333C

tissue repair
145

tumor suppressors and oncogenes
144 334A 335B 336C

Chromatin and epigenetics

chromatin assembly
337A

chromatin dynamics
80

chromatin structure
79 338B 339C 340A 341B 342C 343A 344B

dosage compensation
345C 346A 347B

epigenetic targeting
370A

gene expression
371B

genomic imprinting
373A

heterochromatin
76 81 82 348C 349A 350B 351C 352A 353B 354C 355A 356B 357C 358A

histone modification
369C

histone variants and modifications
359B 360C 361A 362B 363C 364A

insulators/boundary elements
77 365B 366C 367A

polycomb/trithorax complexes
75 78 374B 375C 376A 377B

Keyword Index

remodeling complexes
378C 379A

telomere
372C

transvection
368B

Drosophila models of human diseases

addiction
380B

agnp nano-particle
440B

birth defects
443B

cancer
19 381C 382A 383B 384C 385A 386B 387C 388A 389B

cardiovascular disease
390C 391A 392B 393C

complex disease
17

developmental disorders
23 394A 395B 396C 397A 398B

diabetes and obesity
399C 400A 401B 402C 403A 404B 405C

epilepsy
21

genetic metabolic disorder
439A

inflammatory response
438C

intracellular transport
436A

kidney disease
24

motor abnormality
437B

movement disorder
442A

muscle
441C

neural degeneration
18 20 22 406A 407B 408C 409A 410B 411C 412A 413B 414C 415A
416B 417C 418A 419B 420C 421A 422B 423C 424A 425B 426C 427A
428B 429C 430A 431B 432C 433A 434B 435C

small RNAs
444C

Educational Initiatives

college/university curriculum
887B 888C 889A 890B 891C

k-12 curriculum
892A

Evolution and quantitative genetics

chromosome structural variation
105 106 445A 446B

ecological specialization
131

evolution and development
50 52 84 128 129 447C 448A 449B 450C 451A 452B 453C 454A 455B
456C 457A 458B 459C 460A 461B 462C 463A 464B 465C 466A 467B
468C 469A 470B 471C 472A

evolution of gene expression
502A

evolutionary energetics
501C 503B

experimental evolution
498C

fitness
473B 474C

genome evolution
107 127 475A 476B 477C 478A 479B 480C 481A 482B 483C 484A
485B 486C 487A 488B 489C 490A 491B 492C 493A 494B 495C 496A

inversion polymorphism
506B

methods
497B 500B

pattern formation
499A

phylogenetics
111 507C

population variation
109 110 126 132 508A 509B 510C 511A 512B 513C 514A 515B 516C
517A 518B 519C 520A

positive selection
521B 522C 523A

quantitative traits
108 524B 525C 526A 527B 528C 529A 530B 531C 532A 533B 534C
535A 536B 537C 538A 539B

recombination
504C

speciation
130 540C 541A 542B 543C 544A 545B

Wolbachia
505A

Keyword Index

Gametogenesis and organogenesis

branching morphogenesis
569B

cell migration
154 546C

ectodermal derivatives
151 547A 548B 549C 550A 551B

live imaging
117 552C 553A 554B

mesodermal derivatives
149 150 555C 556A

morphogenesis
568A 570C 571A 572B 574A

oogenesis
153 557B 558C 559A 560B 561C 562A 563B 564C 565A 566B 567C

pre-gametogenic germ cell development
152 575B

renal tubules
573C

sex determination
576C 577A 578B

somatic cell differentiation
579C

spermatogenesis
155 156 580A 581B 582C 583A 584B 585C 586A

Immunity and pathogenesis

cellular immunity
12 587B

host/pathogen interaction
9 10 11 13 15 16 588C 589A 590B 591C 592A 593B 594C 595A 596B 597C 598A

humoral immunity
599B 600C

immune natural variation
601A

stem cells
602B

sumoylation
14

transcriptional regulation
603C

Wolbachia
604A 605B 606C

Neural development

axon branching
35

axon guidance
34 656B 657C

axonal transport
684C

CNS
658A 659B 660C 661A 662B

dendrites
37 663C 664A

glia
38 665B 666C 667A 668B 669C 670A

hormonal control
671B 672C

intracellular transport
680B 681C

motor neuron retraction
679A

neuromuscular junction
683B

neuronal morphogenesis
673A 674B

neuronal specification
32 33 675C 676A 677B 678C

plasticity
682A

sensory cell development
685A 686B

stem cells
687C

synaptogenesis
36 688A 689B 690C 691A 692B

Neurophysiology and behavior

aggression
607A 608B

chemosensation
609C

circadian rhythms
610A 611B 612C 613A

courtship and mating
614B 615C 616A 617B 618C 619A 620B

feeding behavior
58 621C

gustation
622A

Keyword Index

homeostasis

623B

hormones

624C 625A

ion channels

55 56 626B 627C 628A 629B

learning/memory

59 630C 631A 632B 633C 634A

mechanosensation

57 635B

neuroanatomy

641B

neuropeptides

636C

neurotransmitters

53 54 637A 638B

olfaction

639C

oviposition behavior

643A

post mating response

644B

sensory perception

646A 647B 648C 649A 650B

sleep

640A

somatosensory circuitry

645C

synapse

651C 652A 653B 654C 655A

walking behaviour

642C

Pattern Formation

axis specification

83 89 693C 694A 695B 696C 697A 698B 699C

commitment

700A

compartments and boundaries

85 86

eye disc

701B 702C 703A 704B 705C 706A

homeotics

707B 708C

leg disc

88 709A

muscle

711C

segmentation

713B 714C 715A

spermatheca

710B

tkv, dpp, modeling, oogenesis

712A

wing disc

87 716B 717C 718A

Physiology and aging

dietary restriction

719B 720C

drug response

741C 742A

ecdysone quantification

740B

endocrine function

721A 722B

final size control

70

life history traits

739A

metabolism

68 71 72 74 723C 724A 725B 726C 727A 728B 729C 730A 731B 732C

nutrient sensing

69 733A 734B 735C

nutrition

736A

physiology of adult organs

743B 744C 745A 746B

stress response

67 73 747C 748A 749B 750C 751A 752B 753C 754A 755B

thermal plasticity

738C

vision impairment

737B

Keyword Index

RNA biology

miRNA

95 809B 810C 811A 812B

non-coding transcripts

813C 814A

piRNAs

815B

RNA binding proteins

97 816C 817A

RNA localization

92 94 818B 819C

RNA stability

93 96 820A 821B

RNAi (RNA interference)

822C

small RNAs

823A 824B 825C

splicing and its regulation

826A

translational regulations

91

utrs

827B

Regulation of gene expression

activators/coactivators

29 756C 757A 758B 759C 760A

alternative splicing

795C

buffering

794B

core promoters and general transcription factors

761B 762C 763A 764B 765C 766A 767B 768C

enhancer evolution

792C

enhancers

25 26 27 28 31 46 48 51 769A 770B 771C 772A 773B 774C 775A 776B 777C 778A 779B 780C 781A 782B 783C 784A 785B 786C

glutamate receptors

790A

hox

30

miRNA

799A

regulators

796A

repressors/corepressors

47 49 800B 801C 802A 803B 804C 805A 806B

retrotransposon, retrovirus, virus-like particles

797B

ribosomal protein

791B

RNA interference

798C

splicing regulation

788B

trans-interactions

787A

transcription initiation/elongation/termination

807C 808A

translation

789C

translational regulation

793A

Stem cells

germline stem cell

44 828C 829A 830B 831C

neural stem cells

832A 833B 834C 835A

niche

39 41 42 836B 837C 838A 839B 840C 841A

oriented cell division

842B

signaling

45 844A

somatic and germline stem cell

843C

somatic stem cell

40 43 845B 846C 847A

Keyword Index

Systems and quantitative biology

emergent properties
867C

large-scale data integration
868A 869B

mathematical biology
870C

networks
115 118 871A 872B 873C 874A

predictive modelling
113 875B

quantitative analysis
114 876C 877A 878B 879C 880A 881B 882C

robustness
112 116 883A 884B

synthetic biology
885C 886A

Techniques and functional genomics

computational analyses
848B 849C

data mining
861C 864C

expression vector
863B

gene disruption and targeting
850A 851B 852C 853A 854B

microarrays
136 855C

microscopy
139 856A 857B 858C

nanoparticles, axonal transport
862A

next-generation sequencing
137 138 859A

proteomics
140

recombination systems
135

RNAi
133 134 865A

sample preparation
860B

small compounds
866B

FlyBase Genetic Index to Abstracts

This is an index of genes mentioned in the abstracts. The current FlyBase-approved gene symbol is given in each case; non-current symbol synonyms or full names used in the abstracts are not indexed.

The index was prepared computationally based solely on the FBgn & gene symbol information provided by authors during abstract submission. FlyBase has performed a cross-check between the FBgn and gene symbol provided to ensure the intended gene is indexed. FlyBase is not responsible for any omissions from the index where authors did not provide information, nor for any incorrect indexing where genes stated to feature in an abstract do not actually appear.

Indexed terms are in bold. Numbers following each term refer to abstract program numbers.: 1–156 are platform presentations and 157–892 are poster presentations.

<i>α-Cat</i>	1	bed	694A 715A 873C 875B 881B	CG4701	586A
<i>α-Spec</i>	172A	bel	802A	CG4945	748A
ab	254B 471C	bgm	419B	CG4960	466A
abd-A	31 79 780C	bi	471C	CG5389	741C
Abd-B	31 135 449B 644B	Bl	891C	CG5591	369C
.....	707B 780C 784A	bnl	548B	CG5703	90
ac	781A	bow1	716B	CG5720	395B
Acp26Aa	617B 644B	br	458B 673A 773B	CG6020	741C
Acp70A	644B	brat	832A	CG6045	725B
Actβ	726C	brk	717C	CG6439	393C
Ada2b	359B	brm	379A	CG6498	211A 431B
Adfl	682A	bsh	678C	CG6509	561C
ago	334A	bsk	62 170B 188B 567C	CG7082	563B
AGO1	798C	btl	548B	CG7333	742A
AGO2	77 95	Bub3	384C	CG7813	584B
AGO3	97 563B	BubR1	384C	CG7990	748A
Ahcy13	360C	bwk	574A	CG8331	466A
Akt1	186C 403A	c(2)M	322A	CG9666	360C
ald	321C	c(3)G	322A	CG9975	155
AnnIX	214A	c12.2	790A	CG9996	235A
Antp	31 452B	cac	737B	chb	327C
aop	112 190A 800B	cact	588C	Chc	191B
ap	853A	cad	374B	cher	354C
Apc	176B	CaMKII	682A	chic	170B
Ape2	64 176B 179B	Capr	288C	chico	403A
aPKC	159C 167B	cas	660C 677B 770B 833B	cho	213C
Appl	409A	Cat	746B	ci	25 185B 202A 203B 335B
apt	217A 846C	caup	471C	cic	875B
ara	471C	Cbl	696C	cid	523A
Arc1	820A 821B	cbs	360C	cin	725B
aret	91	Cdc42	181A	cindr	431B
Argk	743B	CG10623	360C	ck	272B
arm	1	CG10903	360C	Clc	181A
armi	557B	CG11583	389B	CLIP-190	149
Arp66B	229A	CG11825	466A	cnn	142
ash1	759C	CG12082	307A	cold	38
asrij	837C	CG13333	782B	cora	241A
Atg1	398B	CG14059	70	Corp	305B
ato	703A 760A	CG16778	673A	Cp190	77
aux	191B	CG17734	466A	cp309	888C
B-H1	32 716B	CG17816	790A	Cpr	582C
B-H2	716B	CG18516	725B	erb	164B 165C 212B 214A
β-Spec	172A	CG18519	725B	CrebA	380B 568A
bab1	138	CG18522	725B	CrebB-17A	380B
bab2	138	CG3011	580A	CrebB-17B	418A 630C
babo	726C	CG34350	259A	crp	331A
Bace	409A	CG3560	741C	ct	154
bam	605B	CG3975	290B	CTCF	77 489C 850A
ban	335B 783C	CG4500	419B	ctp	334A
baz	167B 842B	CG4546	743B	CTPsyn	168C 242B

FlyBase Genetic Index to Abstracts

cui	891C	fd64A	227B	Hsp70Aa	440B
Cul-4	89	Fdh	591C	hth	33 568A 783C
cv	471C	fh	398B	hts	180C 691A
cv-c	449B	Fit1	390C 431B	ial	326B
CycB	155 294C	Fit2	431B	ics	175A
CycJ	557B	fj	90	Idh	393C 733A 787A
D	678C	Fkbp13	230B	Ilk	123
da	700A 760A	flk	568A	Ilp2	69 726C
dally	256A	fln	111 615C	Ilp3	69
dap	294C	flw	175A	Ilp5	69
daw	726C	Fmr1	288C	Ilp6	68
Dfd	30 31 135	fne	395B 795C	Incenp	326B
Dg	799A	fog	461B	InR	403A
Dhc64C	149	foxo	621C	inv	772A
dia	162C 176B 181A	fra	386B	Invadolysin	359B
disco	709A	fred	192C	IP3K2	891C
dl	14 84 113 875B	fru	614B	Irk2	394A
DI	191B 235A 238A 781A 854B	ft	90 258C 263B 336C	JhI-1	814A
Dlc90F	149	ftz	452B 777C	Jra	135 188B 746B
dlg1	389B 691A	ftz-fl	243C 452B	Kap-α3	237C
dm	334A 389B	fz	158B	kay	170B
DnaJ-H	755B	fzy	308B	Kdm4A	348C
DNApol-η	290B	G-α47A	687C	Ki	891C
Doa	202A 795C	Gap1	696C	kirre	238A
DopEcR	625A	gbb	104	Klp10A	327C
Dp	61	gce	243C 252C	Klp59C	327C
Dp1	759C	Gdh	733A	Klp59D	327C
dpp	25 104 185B 186C 188B	Gef26	582C	kn	471C
.....	203B 394A 829A 878B	Gl	211A	kni	471C 713B 875B
drm	716B	Gli	197B 241A	Kr	374B 713B
drpr	62 567C	Glt	194B	Kr-h1	68 458B
Drs	14	grh	770B 833B	Krn	98
ds	263B	GRHR	253A 593B	krz	14
dsh	275B	grim	400A	kst	214A
dsx	614B 784A	grk	98	L	89
dve	699C	gro	757A	l(1)sc	32
E(spl)	781A	gsb	32	l(2)gl	159C
E(z)	374B 759C	gsb-n	32	lab	31
E2f	61 812B	GstD1	521B	Lam	588C
ecd	254B	gt	374B 713B 779B	lark	817A
EcR	603C 766A	Gug	263B	lea	34 42
ed	148 192C	gw	798C	let-7	254B 724A
Egfr	98 119 192C 700A 768C	h	781A	Lhr	355A
egg	345C	H15	83	lid	360C 361A 363C
Eig71Eh	379A	ham	746B	Lim3	767B
Eip74EF	766A 802A	hb	374B 694A 713B 715A 881B	Lis-1	149
Eip75B	243C	Hdc	852C	lobo	744C
en	772A	hep	123	lok	64 291C
ena	36 171C 173B	hh	25 32 40	lqf	191B 854B
Eph	431B	hipk	704B	ltl	573C
erm	832A	His2A	337A	lz	745A
ERR	135	His2Av	337A	m	272B
Ets21C	10	His2B	337A	ma	213C 725B
eve	366C 713B 715A 777C 886A	hkb	568A 713B 875B	Mad	104 114 185B 186C 335B
exd	31 135 568A	Hmr	355A	magu	878B
ey	704B	hop	588C	mal	725B
eya	249C 251B 758B	HP1b	341B 523A	Marf	689B
eyg	716B	HP1c	341B	Mcm10	356B
f	272B	HP6	523A	Mcr	125
faf	854B 888C	Hr39	745A 830B	me31B	565A
Fas2	254B	Hr96	391A	Mef2	754A
Fatp	732C	Hrs	214A	Men	393C 787A

FlyBase Genetic Index to Abstracts

Met	68 243C 252C 458B	opa	777C 778A	Rab11	121
mid	83	Orco	649A	Rab5	121
Mio	730A	ord	322A	Rabex-5	385A
Mip	660C	org-1	771C	Rac1	119 121
miple	267C	os	463A 778A	RanGap	582C
miple2	267C	Oscp	741C	raps	143 149 687C
Mipp1	547A	osk	91 92	ras	114
Mipp2	547A	Ote	829A	raw	188B
mir-100	724A	otu	80 559A	Rbf	303C 806B
mir-11	812B	ovo	272B 559A 578B	Rbp4	155
mir-125	724A	p38b	140 754A	Rev1	290B
mir-279	217A	p38c	140	Rfabg	172A
mir-8	36	p53	305B	RFeSP	741C
mir-9a	799A	Pak	43	rg	653B 737B
mirr	571A 773B	pall	12	rhea	4
Mmp1	200B 330C	par-1	691A 842B	rho	113
Mmp2	200B	par-6	167B	Rho1	229A 259A
mmv	103 190A	park	410B	rl	266B 713B 875B
mnb	621C	Patronin	327C	RNaseX25	447C
Moe	212B 566B	pav	274A	robo	34
Mpk2	140	Pax	571A	robo3	34
msk	257B	pb	31	roX1	850A
Mt2	360C	pbl	274A 383B	RpL22	791B
mth	472A	Pc	77 374B	RpL22-like	791B
mthl1	472A	Pcaf	359B	RpL40	854B
mthl2	472A	pdm2	677B	rpr	305B 400A
mthl3	472A	Pdsw	741C	RpS27A	854B
mthl4	472A	pea	80	RpS6	12
mthl5	472A	peb	745A	rt	888C
mthl6	472A	pex1	888C	rumi	235A
mthl7	472A	Pgd	393C	run	678C 757A 777C 778A
mthl8	472A	pho	374B	ry	24 725B 851B
mthl9	472A	phtf	519C	Rya-r44F	55
mu2	289A	PI3K92E	403A	S6k	403A 735C
mus205	290B	PI4KIIIa	566B	sage	568A
mus308	290B	Pin	891C	salm	471C
mwh	162C	pip	773B	salr	471C
Myb	378C	piwi	97 349A 836B	Sam-S	360C
mys	4 123 171C 198C 294C	pk	21 158B	sav	148
N	135 159C 191B 235A	Pka-C1	245B 418A	sax	104
	237C 238A 745A 781A 854B	Pka-C2	418A	Sb	259A
nAcR β -64B	742A	Pka-R1	418A	scb	431B
Nckx30C	742A	Pkd2	744C	Scr	31 568A 708C
neur	236B	Pkn	572B	sd	675C 783C 867C
Nf1	388A	ple	32 54 440B	SdhA	741C
nmd	586A	pnr	699C	SdhB	741C
nmo	703A 758B	pnt	768C 800B 832A	Sema-1a	421A
norpA	649A	Pof	345C	Sema-2a	421A
Nos	749B	POSH	196A	sens	686B
nos	92	ppk	635B	Sep2	466A
not	359B 888C	Pr	891C	Sep5	466A
Npe2c	775A	Prestin	24	sfl	400A
Nrg	125	PRL-1	387C	Sgfl1	359B
Nrx-IV	241A	Psf1	338B	shark	574A
nub	677B	Psf2	338B	shg	1 214A
numb	159C	Psf3	338B	shn	185B
nvd	131	ptc	25 40 203B 335B	shot	164B
Obp56h	608B	Ptp52F	269B	sim	770B 782B 888C
Obp57e	519C	Pu	442A	simA	761B
Oda	820A	Pvr	119	Sin3A	360C 363C 364A
odd	716B	Pxt	182B	sinu	354C
OdsH	516C 585C	qua	182B	Sir2	755B

FlyBase Genetic Index to Abstracts

SKIP	173B	sw	211A	Utx	369C
slbo	154	swa	180C	vas	92
Sld5	291C 338B	sws	416B	vav	119
sli	34 42	Sxl	757A 759C	vfl	29 782B
slo	380B	T48	461B	vg	75 450C 675C 867C
slp1	32 678C 777C	tai	252C	VhaAC39-1	213C
slp2	32 678C	Tak1	260B	vlc	519C
slpr	260B	tefu	18	vn	98
SmB	431B	Tel	372C	Vps16A	213C 214A
SMC1	322A	TER94	269B 366C	vri	746B
Smg6	96	tin	700A	vs	891C
Smn	420C 444C 816C	tkv	104 712A	Vsx1	33
smo	40 203B	Tl	14 84	vvl	678C 833B
Smox	726C	tll	713B 875B	w	354C
smt3	14 686B	Toll-7	11	W	305B
sn	182B	Top2	340A	wash	229A
sna	47 84 113 883A	Tor	186C 735C	WASp	181A
snf	578B	torp4a	442A	wg	25 32 89 101 272B 274A
sNPF	621C 660C	toy	704B 796A	277A 699C 784A
Snr1	379A	Tpi	729C 787A	wit	189C
sns	238A	tra	820A	wls	101 277A
so	758B	trbl	154	Wnk	275B
sob	716B	Tre1	687C	wntD	10
Socs36E	217A	trh	782B	woc	152
Sod2	412A 748A 754A	trio	847A	wts	389B
Spargel	727A 735C	trr	369C	wun	124
spi	98	trx	77	wun2	124
sqh	175A 853A	ttk	571A	wx	891C
Sra-1	692B	tum	274A	wy	887B 891C
Src42A	552C	tup	32	y	851B
ssh	888C	twi	47 113	yellow-f	440B
ssp2	327C	tx	198C	yellow-f2	440B
stai	684C	Ube3a	654C	yki	335B 389B 783C
Stat92E	40 42 152 217A	Ubi-p5E	854B	yuri	599B
.....	254B 578B 778A 846C	Ubi-p63E	854B	Zasp52	196A
stek	123 175A	Ubx	30 31 79 780C	zfh1	152 846C
sty	696C	uif	330C	Zfrp8	97 561C 843C
su(Hw)	365B	Ulp1	14	zip	171C
Su(var)205 341B 345C 348C 349A 357C		upd2	829A	zuc	97
Su(var)3-9	345C	Upf2	820A 821B	Zw	393C 787A
sub	326B 565A	usp	135		



ANNUAL REVIEWS
Global. Mobile. Relevant Research.

NOW
AVAILABLE
ON MOBILE
DEVICES!

Genetics Society of America Members: Save on ALL Annual Reviews Journals.

Discounted pricing available for GSA members. Orders should be placed through the offices of the GSA.

Annual Review of Genetics

Volume 45, December 2011 • Available Online & In Print • <http://genet.annualreviews.org>
ISSN: 0066-4197 • ISBN: 978-0-8243-1245-9 • Regular Personal Copy Price (WORLDWIDE): \$86

Editor: **Bonnie L. Bassler**, *Princeton University*

The *Annual Review of Genetics*, in publication since 1967, covers significant developments in the field of genetics. These include biochemical, behavioral, cell, and developmental genetics; evolutionary and population genetics; chromosome structure and transmission; gene function and expression; mutation and repair; genomics; immunogenetics; and other topics as related to the genetics of viruses, bacteria, fungi, plants, and animals, including humans.

This journal is ideal for all geneticists, as well as those in the fields of cell and developmental biology, biochemistry, microbiology, and other life sciences.

Annual Review of Genomics and Human Genetics

Volume 12, September 2011 • Available Online & In Print • <http://genom.annualreviews.org>
ISSN: 1527-8204 • ISBN: 978-0-8243-3712-4 • Regular Personal Copy Price (WORLDWIDE): \$86

Co-Editors: **Aravinda Chakravarti**, *Johns Hopkins University School of Medicine*
Eric Green, *Bethesda, MD*

The *Annual Review of Genomics and Human Genetics*, in publication since 2000, covers significant developments in the field of genomics as they apply to human genetics and the human genome. The journal places particular interest in the areas of genomic technology, genome structure and function, genetic modification, human variation and population genetics, human evolution, and, importantly, all aspects of human genetic disease, including individualized medicine.

This journal is ideal for genome scientists, human and mammalian geneticists, and physicians, as well as those in the fields of cell and developmental biology and other life sciences.

ANNUAL REVIEWS • Guiding Scientists to Essential Research Since 1932

TEL: 800.523.8635 (US/CAN) • TEL: 650.493.4400 (WORLDWIDE) • FAX: 650.424.0910 (WORLDWIDE) • EMAIL: service@annualreviews.org



DMM Disease Models & Mechanisms


dmm.biologists.org

Basic research with translational impact

DMM publishes articles that focus on models of human disease, including:

- Cancer
- Neurodegeneration and neurological disease
- Cardiovascular disease, stroke, hypertension
- Diabetes, metabolic disease, obesity
- Ageing and stress response
- Allergy and immunology
- Psychiatric disease
- Infectious disease
- Stem cells

Key Author Benefits

-  OPEN ACCESS
- Rapid publication
- Impact factor: 4.6
- Authors retain copyright
- PMC deposition provided
- No colour reproduction charges
- Indexed in Medline, Thomson/ISI and Scopus





Genetic Services Inc.
The Company that Speaks the
Language of the Fly Community.

Contact us today

Phone
617-872-3135 or
617-252-9100

Web
www.geneticservices.com

Email
info@geneticservices.com

Genetic Services Inc.
One Kendall Square,
Building 300
Cambridge, MA 02139



Our state-of-the-art lab facilities in the heart of the biotech center of New England offer custom genetic and injection services with fast delivery.

Speed Up Your Research and Get Results Quicker!

Fast, Efficient Fly Injections and Transgenic Production



Professional Genetic and Injection Services

- Transgenic production
- Embryo injections
- Non melanogaster injections
- Site directed transgenesis
- BAC and Fosmid Injections
- Custom mutagenesis and genetic screening
- Mosquito injections
- Stock maintenance

Considering a Large Scale or Genome Wide Transgenic Project?

Contact us about our New Multiplex Transgenesis System)

Our proven techniques allow for accelerated and accurate large scale DNA preparation, injection and transgenic screening.

- *Serving over 600 Drosophila labs in 48 U.S. states and 28 countries*
- *Over six million embryos injected*

Genetics Society of America

Two Journals, One Mission

Trust your articles to the peer-edited Journals of the GSA. Your peers – practicing scientists – manage the review and make all decisions on your manuscripts. Quick turnaround supports timely discovery of your research. And G3 and GENETICS articles feature one-click links to objects in FlyBase.

G3

Genes | Genomes | Genetics

- Fully open-access journal
- Rapid turnaround on submitted manuscripts
- Final online publication within 4-8 weeks of acceptance
- Well-described studies with useful results

Why submit to G3? To publish high-quality, foundational research, including the puzzling as well as the novel finding. G3 publishes mutant or RNAi screens, genome maps, collections of characterized genetic markers, and more. G3 emphasizes experimental design rather than immediate or subjective impact.

g3journal.org

GENETICS

Why submit to GENETICS? To communicate significant, novel findings in genetics and genomics to a wide range of genetics and genomics investigators.

- Fast decisions – average 36 days from submission to first decision
- Thoughtful, thorough reviews improve the impact of your research
- Clear decisions by peer-editors
- Space to tell the whole story – no limits on page length, tables, or figures
- Articles published online within 2 weeks of acceptance (and early online articles are free-to-read)
- Open-Access option available

genetics.org

Submit your next manuscript to the GSA Journals



Genetics Society of America

**The Future of
Genetics
is Here**

The Genetics Society of America Upcoming Conferences

2

53rd Annual Drosophila Research Conference
March 7 – 11 • Chicago, Illinois

0

Model Organisms to Human Biology - Cancer Genetics
June 17 – 20 • Washington, D.C.

1

10th International Conference on Zebrafish
Development and Genetics
June 20 – 24 • Madison, Wisconsin

2

Yeast Genetics and Molecular Biology Meeting
July 31 – August 5 • Princeton, New Jersey

Mouse Molecular Genetics
October 2 – October 6 • Pacific Grove, California

for additional information:
genetics-gsa.org/conferences

**discover.
understand.
inform.**



Genetic Services Inc.
The Company that Speaks the
Language of the Fly Community.

Contact us today

Phone
617-872-3135 or
617-252-9100

Web
www.geneticservices.com

Email
info@geneticservices.com

Genetic Services Inc.
One Kendall Square,
Building 300
Cambridge, MA 02139



Our state-of-the-art lab facilities in the heart of the biotech center of New England offer custom genetic and injection services with fast delivery.

Speed Up Your Research and Get Results Quicker!

Fast, Efficient Fly Injections and Transgenic Production



Professional Genetic and Injection Services

- Transgenic production
- Embryo injections
- Non melanogaster injections
- Site directed transgenesis
- BAC and Fosmid Injections
- Custom mutagenesis and genetic screening
- Mosquito injections
- Stock maintenance

Considering a Large Scale or Genome Wide Transgenic Project?

Contact us about our New Multiplex Transgenesis System)

Our proven techniques allow for accelerated and accurate large scale DNA preparation, injection and transgenic screening.

- *Serving over 600 Drosophila labs in 48 U.S. states and 28 countries*
- *Over six million embryos injected*